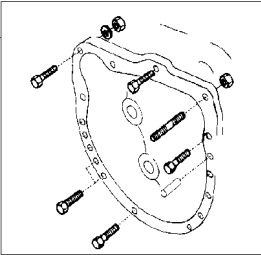


Motor
Engine
Motor

10-10

Perkins
Perkins
Perkins

1



- 1 048637N1
- 2 048646N1
- 3 048552N1

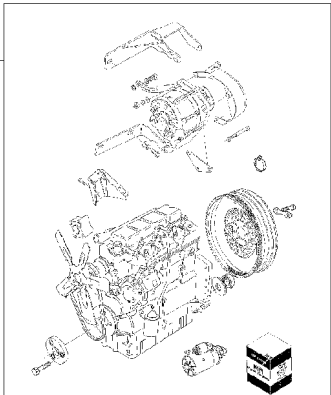
- 25-15 No
- 10-15 No
- 60-10 No

- 1 CJ. FIXAÇÃO
- 1 MOTOR
- 1 FIXAÇÃO

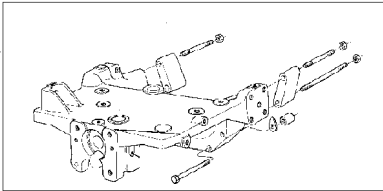
KIT, CATCH
ENGINE
FASTENER

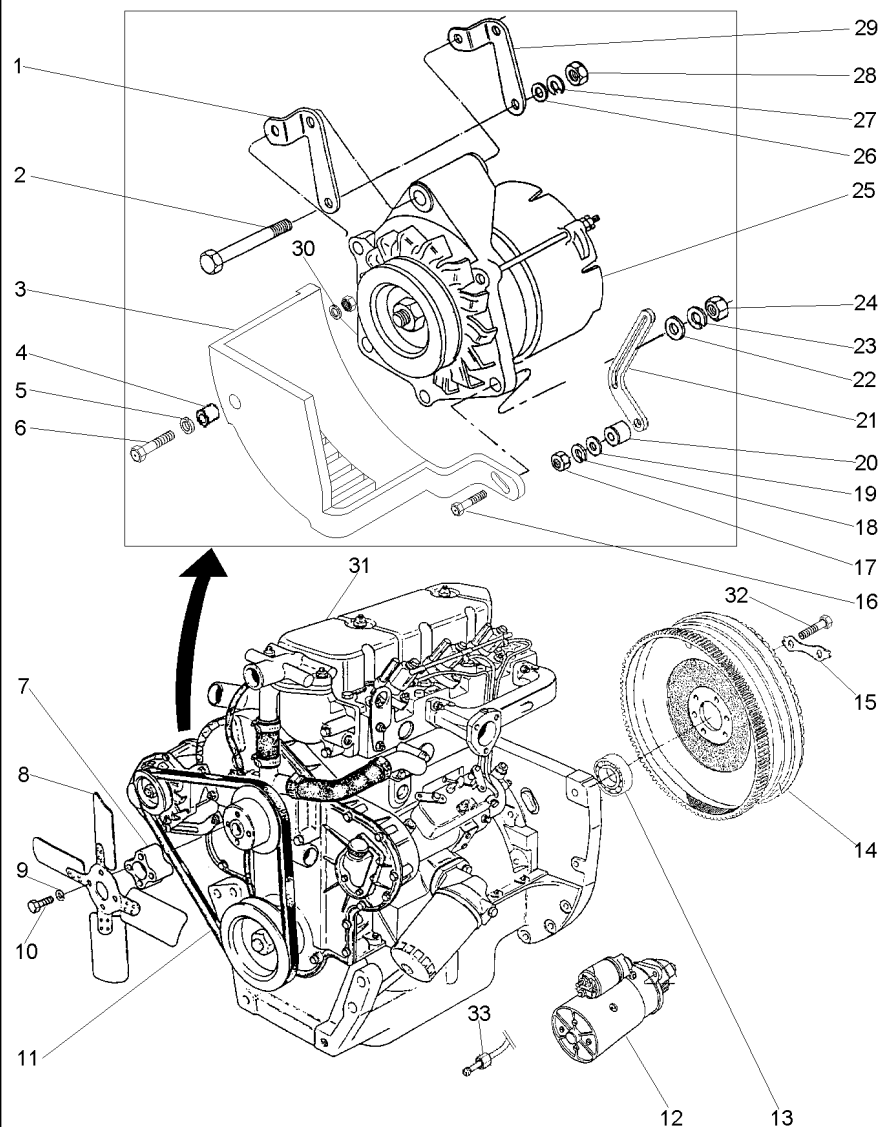
JUEGO FIJADOR
MOTOR
CIERRE

2



3





- 1 3146694M1
- 2 354513X1
- 3 049202T2
- 4 3145137M1
- 5 353434X1
- 6 354262X1
- 7 048599P1
- 8 048651P1
- 9 353446X1
- 10 361478X1
- 11 487802M2
- 12 033913T1
- 13 488952M4
- 14 3408364M91
- 15 3408355M1
- 16 3145869M1
- 17 353916X1
- 18 353446X1
- 19 353756X1
- 20 048573P1
- 21 048570P1
- 22 353757X1
- 23 353432X1
- 24 353426X1
- 25 3589435M91
- 26 390734X1
- 27 353434X1
- 28 353431X1
- 29 3589434M1
- 30 353756X1
- 31 048643T1
- 32 361563X1
- 33 051382P1

3/8x24x7/8

3/8x16x1.1/2

10-120 No

10-125 No

7/16x20x2.1/8

5/16x24

7/16x20

10-110 No

3/8x24

10-20 No

- 1 SUPORTE
- 1 PARAFUSO
- 1 PROTEÇÃO
- 1 ESPAÇADOR
- 1 ARRUELA
- 1 PARAFUSO
- 1 EXTENSÃO
- 1 HÉLICE
- 4 ARRUELA
- 4 PARAFUSO
- 1 CORREIA
- 1 MOTOR PARTIDA
- 1 ROLAMENTO
- 1 CJ. VOLANTE
- 3 TRAVA
- 1 PARAFUSO
- 1 PORCA
- 1 ARRUELA
- 1 ARRUELA
- 1 ESPAÇADOR
- 1 ESTICADOR
- 1 ARRUELA
- 1 ARRUELA
- 1 PORCA
- 1 ALTERNADOR
- 1 ARRUELA
- 1 ARRUELA
- 1 PORCA
- 1 SUPORTE
- 1 ARRUELA
- 1 CJ. MOTOR
- 6 PARAFUSO
- 1 CONEXÃO

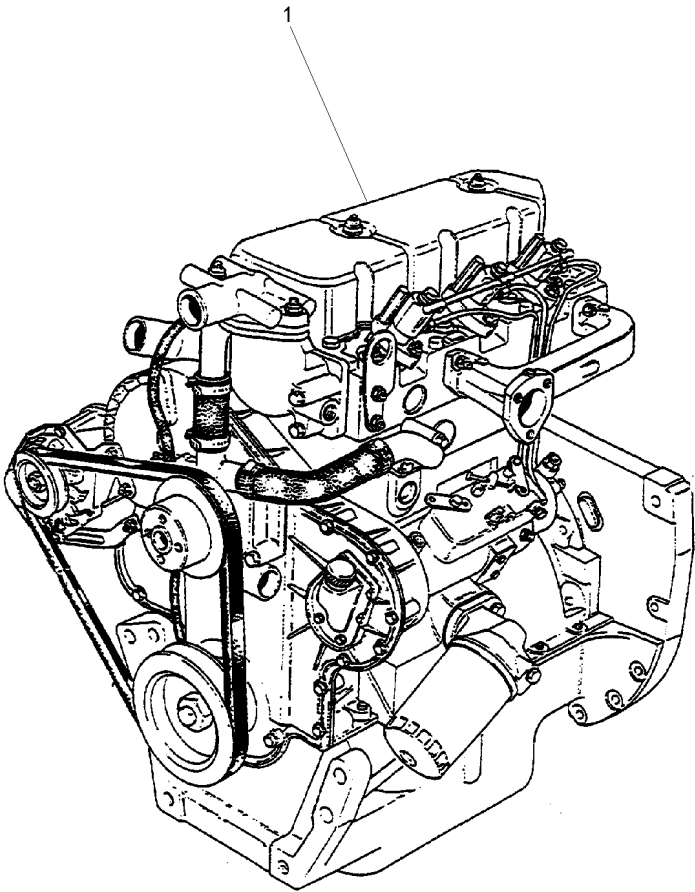
- BRACKET
- BOLT
- GUARD
- SPACER
- WASHER
- BOLT
- EXTENSION
- FAN
- WASHER
- BOLT
- BELT
- STARTERMOTOR
- BEARING
- FLYWHEEL ASSY.
- LOCK
- BOLT
- NUT
- WASHER
- WASHER
- SPACER
- TURNBUCKLE
- WASHER
- WASHER
- NUT
- ALTERNATOR
- WASHER
- WASHER
- NUT
- BRACKET
- WASHER
- KIT, MOTOR
- BOLT
- CONNECTION

- SOPORTE
- PERNO
- DEFENSA
- PIEZA DISTANCIA
- ARANDELA
- PERNO
- EXTENSION
- VENTILADOR
- ARANDELA
- PERNO
- CORREA
- MOTOR ARRANQUE
- COJINETE
- CJTO.DE VOLANTE
- RETENEDOR
- PERNO
- TUERCA
- ARANDELA
- ARANDELA
- PIEZA DISTANCIA
- TORNQUETE
- ARANDELA
- ARANDELA
- TUERCA
- ALTERNADOR
- ARANDELA
- ARANDELA
- TUERCA
- SOPORTE
- ARANDELA
- JUEGO MOTOR
- PERNO
- CONEXION

Motor D3.152
Engine D3.152
Motor D3.152

Uk
Uk
Uk

10-20



1 048643T1

1 CJ. MOTOR

KIT, MOTOR

JUEGO MOTOR

Motor
Engine
Motor

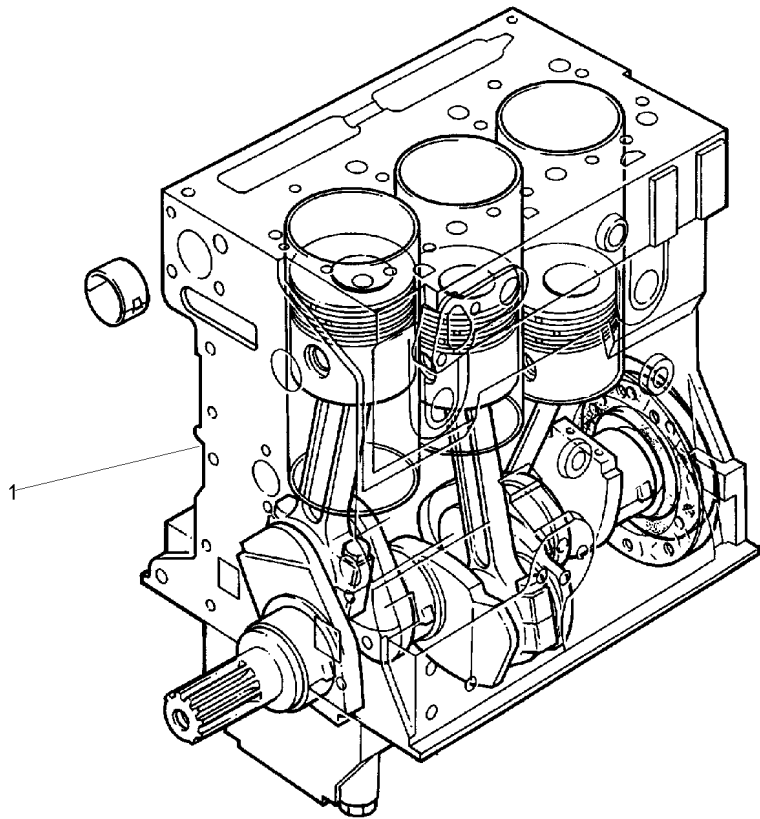
10-25

1 3477152M91

1 MOTOR PARCIAL

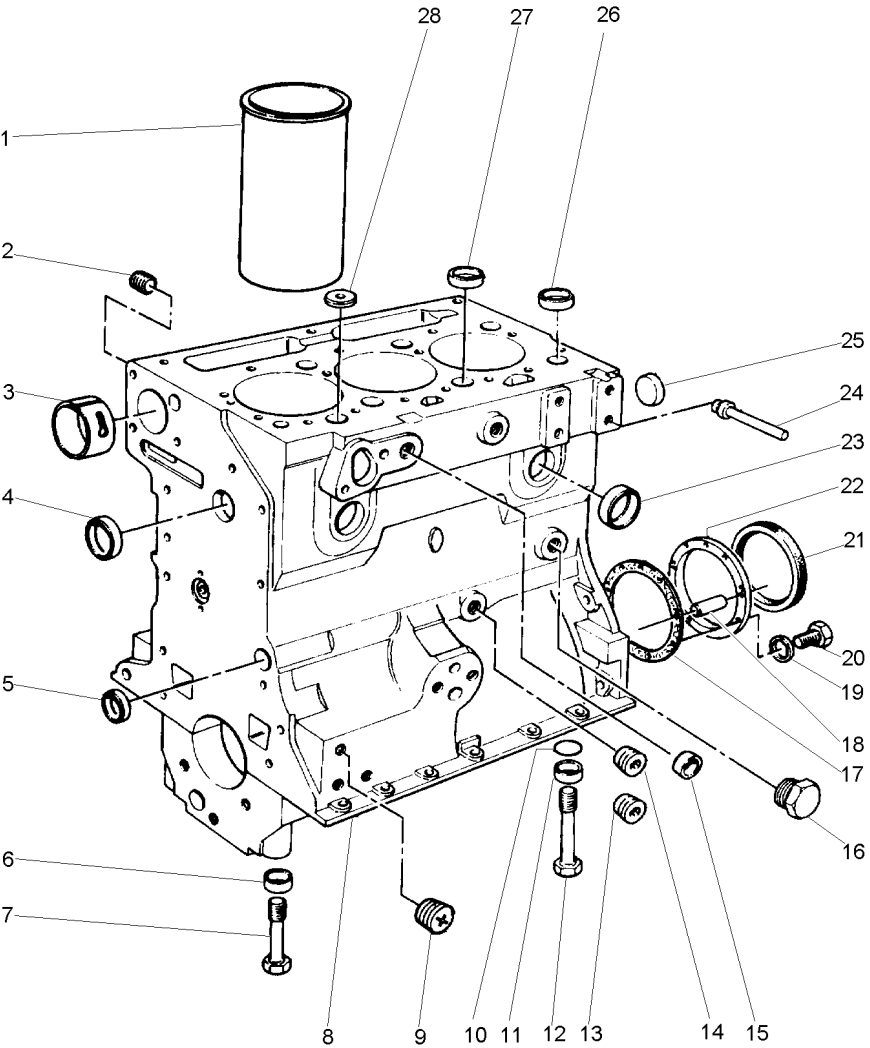
SHORT ENGINE

BLOQUE EMBIELADO



Bloco De Cilindros
Cylinder Block
Bloque De Cilindros

10-30



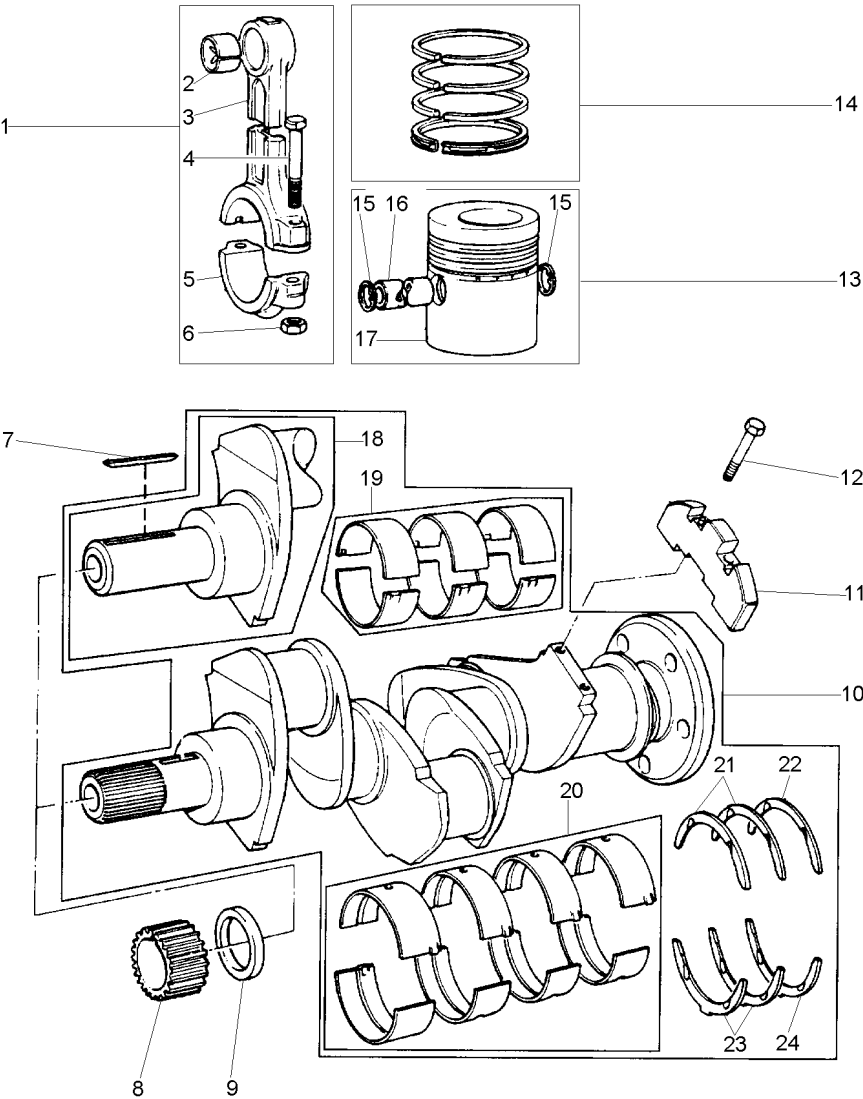
1	3637494M1	Δ	(+)0.76MM	3	CAMISA	LINER	CAMISA
1	734179M1	8 [A]		3	CAMISA	LINER	CAMISA
1	739043M1	[B]		3	CAMISA	LINER	CAMISA
1	745243M1	Δ	(+)0.25MM	3	CAMISA	LINER	CAMISA
2	748040M1	8		1	BUJÃO	PLUG	TAPON
3	740458M1	8		1	BUCHA	BUSH	CASQUILLO
4	731354M1	8		1	BUJÃO	PLUG	TAPON
5	731356M1	8		1	BUJÃO	PLUG	TAPON
6	745241M1	8		6	ANEL	RING	ARO
7	1476051X1	8		6	PARAFUSO	BOLT	PERNO
8	3640395M91	8		1	BLOCO CILINDROS	CYLINDER BLOCK	BLOQUE CILINDROS
9	3638111M1	8		2	BUJÃO	PLUG	TAPON
10	1447053M1	8		2	ANEL "O"	O RING	JUNTA TORICA
11	745241M1	8		2	ANEL	RING	ARO
12	1476049X1	8		2	PARAFUSO	BOLT	PERNO
13	731997M1	8		1	BUJÃO	PLUG	TAPON
14	365332X1	8		1	BUJÃO	PLUG	TAPON
15	3638114M1	8		2	BUJÃO	PLUG	TAPON
16	376670X1	8		1	BUJÃO	PLUG	TAPON
17	741378M1			1	JUNTA	GASKET	EMPAQUETADURA.
18	731312M1			2	PINO	PIN	PASADOR
19	375703X1			9	ARRUELA	WASHER	ARANDELA
20	353518X1	5/16x24x7/8		9	PARAFUSO	BOLT	PERNO
21	1447691M1	22		1	RETENTOR	SEAL	REten
22	747383M91			1	FLANGE	FLANGE	PLETINA
23	731354M1	8		5	BUJÃO	PLUG	TAPON
24	1476282X1	8		1	BUJÃO	PLUG	TAPON
25	731356M1	8		1	BUJÃO	PLUG	TAPON
26	738821M1	8		2	BUJÃO	PLUG	TAPON
27	738820M1	8		2	BUJÃO	PLUG	TAPON
28	738808M1	8		1	BUJÃO	PLUG	TAPON

[A] CAMISA ACABADA
FINISH LINER
CAMISA ACABADA

[B] CAMISA SEMI ACABADA
PARTLY FINISH LINER
CAMISA CASI ACABADA

Virabrequim, Pistões E Bielas
Crankshaft, Pistons And Connecting Rods
Cigüeñal, Pistones Y Bielas

10-35



- 1 3637392M91
- 2 740407M1
- 3
- 4 375756X1
- 5
- 6 1476245X1
- 7 731076M1
- 8 3641826M1
- 9 3638657M1
- 10 3641858M91
- 11 3638565M1
- 12 376546X1
- 13 3640714M91
- 14 745826M91
- 15 375709X1
- 16
- 17
- 18
- 19 737070M91
- 19 737071M91
- 19 737072M91
- 19 737073M91
- 20 4222571M91
- 20 4222572M91
- 20 4222573M91
- 20 4222574M91
- 21 735112M1
- 21 735800M1
- 22 747323M1
- 22 747324M1
- 23 735113M1
- 23 735801M1
- 24 747325M1
- 24 747326M1

- 1
- REF.1
- 1
- REF.1
- 1

- 13
- REF.13
- 13
- REF.10
- 10
- (-)0.010"
- (-)0.020"
- (-)0.030"
- 10
- (-)0.010"
- (-)0.020"
- (-)0.030"
- 10
- (+)0.007"
- 10
- (+)0.007"
- 10
- (+)0.007"
- 10
- (+)0.007"
- 10
- (+)0.007"

- 3 CJ. BIELA
- 1 BUCHA
- 1 BIELA
- 2 PARAFUSO
- 1 CAPA
- 2 PORCA
- 1 CHAVETA
- 1 ENGRENAGEM
- 1 ESPAÇADOR
- 1 CJ. ÁRVORE
- 2 PESO
- 4 PARAFUSO
- 3 PISTÃO
- 3 ANEL
- 2 ANEL TRAVA
- 1 PINO
- 1 PISTÃO
- 1 ÁRVORE MANIVELAS
- 1 KIT DE BRONZINAS
- X JOGO CASQUILHOS
- X KIT DE BRONZINAS
- X KIT DE BRONZINAS
- 1 KIT DE BRONZINAS
- X KIT DE BRONZINAS
- X KIT DE BRONZINAS
- X KIT DE BRONZINAS
- 2 ARRUELA
- X ARRUELA
- 1 ARRUELA
- X ARRUELA
- 2 ARRUELA
- X ARRUELA
- 1 ARRUELA
- X ARRUELA

- KIT, CONROD
- BUSH
- CONROD
- BOLT
- BOOT
- NUT
- KEY
- GEAR
- SPACER
- KIT, SHAFT
- WEIGHT
- BOLT
- PISTON
- RING
- CIRCLIP
- PIN
- PISTON
- CRANK SHAFT
- KIT, BEARING
- BEARING KIT
- KIT, BEARING
- KIT, BEARING
- KIT, BEARING
- KIT, BEARING
- KIT, BEARING
- KIT, BEARING
- WASHER
- WASHER
- WASHER
- WASHER
- WASHER
- WASHER
- WASHER
- WASHER
- WASHER

- JUEGO DE BIELA
- CASQUILLO
- BIELA
- PERNO
- PROTECCION
- TUERCA
- CLAVE
- ENGRANAJE
- PIEZA DISTANCIA
- JUEGO DE ARBOL
- PESA
- PERNO
- PISTON
- ARO
- CIRCULITO
- PASADOR
- PISTON
- CIQUENAL
- JUEGO COJINETES
- JUEGO COJINETES
- JUEGO COJINETES
- JUEGO COJINETES
- JUEGO COJINETES
- JUEGO COJINETES
- JUEGO COJINETES
- JUEGO COJINETES
- ARANDELA
- ARANDELA
- ARANDELA
- ARANDELA
- ARANDELA
- ARANDELA
- ARANDELA
- ARANDELA
- ARANDELA

10-40



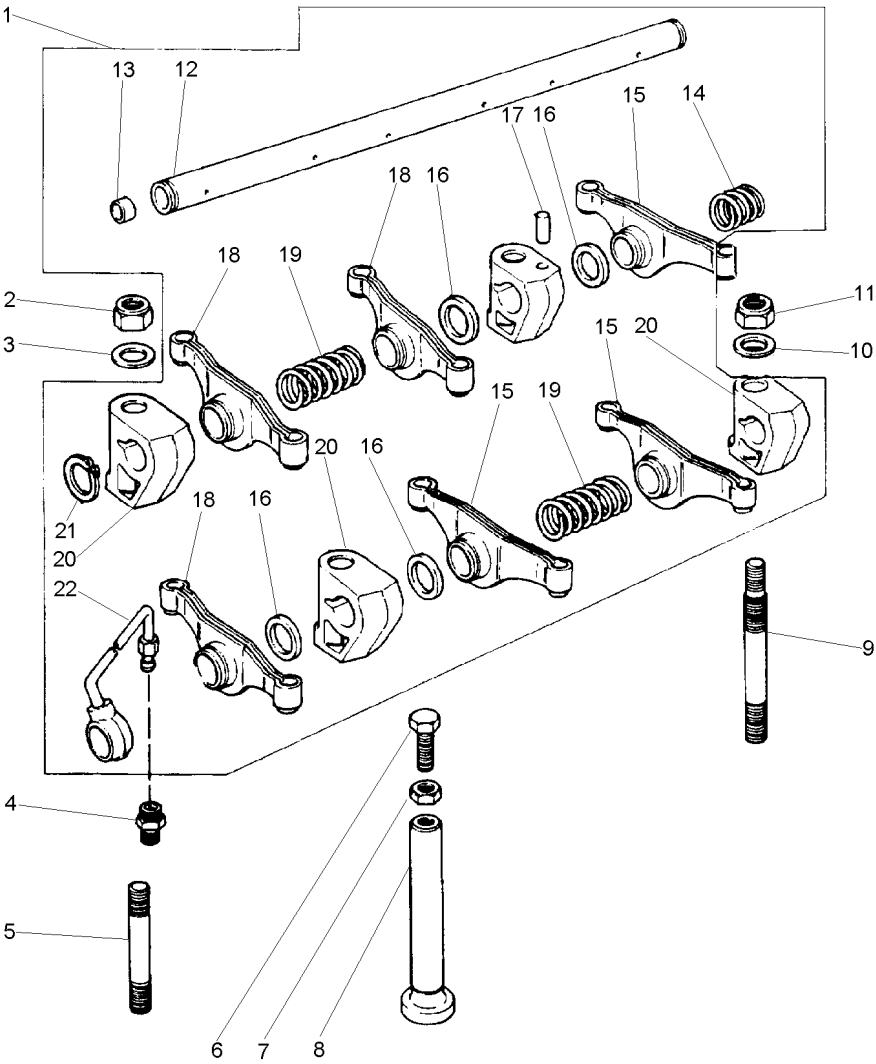
- 2 PORCA
2 ARRUELA
2 ARRUELA
1 BRANÇADEIRA
1 TUBO
1 MOLA
2 PRESILHA
1 PARAFUSO
1 ARRUELA
1 ARRUELA
1 PARAFUSO
6 PARAFUSO
1 PLACA
1 JUNTA
1 JUNTA
1 BOCAL
1 CJ. TAMPA
2 ARRUELA
2 PARAFUSO
1 JUNTA
1 TAMPA VÁLVULAS
1 ARRUELA
6 ARRUELA

NUT
WASHER
WASHER
CLAMP
PIPE
SPRING
STAPLE
BOLT
WASHER
WASHER
BOLT
BOLT
PLATE
GASKET
GASKET
FILLER
KIT, CAP
WASHER
BOLT
GASKET
VALVE COVER
WASHER
WASHER

TUERCA
ARANDELA
ARANDELA
ABRAZADERA
CANO
RESORTE
GRAPA
PERNO
ARANDELA
ARANDELA
PERNO
PERNO
PLATO
EMPAQUETADURA.
EMPAQUETADURA.
RELLENADOR
JUEGO DE TAPON
ARANDELA
PERNO
EMPAQUETADURA.
CUBRE VALVULA
ARANDELA
ARANDELA

Eixo Balanceiros
Rocker Shaft
Eje De Balancines

10-45



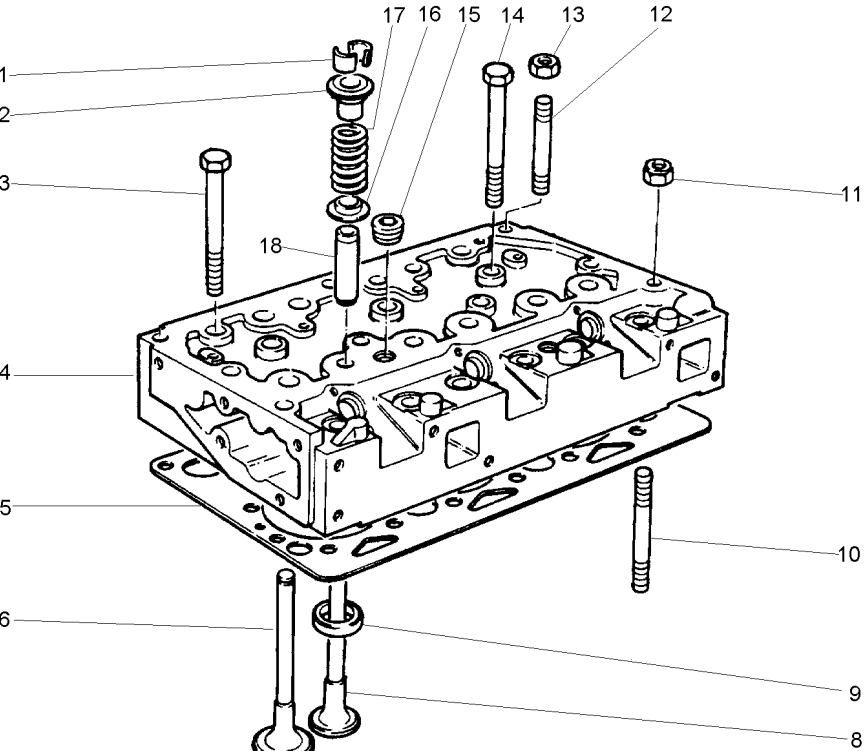
- 1 4222210M91
- 2 376536X1
- 3 375706X1
- 4 731514M1
- 5 1476274X1
- 6 3638112M1
- 7 376123X1
- 8 731150M1
- 9 746622M1
- 10 375706X1
- 11 376536X1
- 12 3637532M91
- 13 731330M1
- 14 731263M1
- 15 3638185M1
- 16 731261M1
- 17 1447719M1
- 18 3638184M1
- 19 731262M1
- 20 3818X121
- 21 375717X1
- 22 742191M91

- 1
- 12
- 1
- 1
- 1
- 1
- 1
- 1
- 1
- 1
- 1
- 1
- 1
- 1
- 1
- 1
- 1
- 1
- 1
- 1
- 1
- 1
- 1

1 EIXO BALANCEIRO	ROCKER SHAFT	EJE BALANCINES
2 PORCA	NUT	TUERCA
2 ARRUELA	WASHER	ARANDELA
1 CONEXÃO	CONNECTION	CONEXION
2 PRISIONEIRO	STUD	ESPARRAGO
6 PARAFUSO	BOLT	PERNO
6 PORCA	NUT	TUERCA
6 TUCHO	TAPPET	TAQUET
2 PRISIONEIRO	STUD	ESPARRAGO
2 ARRUELA	WASHER	ARANDELA
2 PORCA	NUT	TUERCA
1 EIXO BALANCEIRO	ROCKER SHAFT	EJE BALANCINES
2 BUJÃO	PLUG	TAPON
1 MOLA	SPRING	RESORTE
3 ALAVANCA	LEVER	PALANCA
5 ESPAÇADOR	SPACER	PIEZA DISTANCIA
1 PINO	PIN	PASADOR
3 ALAVANCA	LEVER	PALANCA
2 MOLA	SPRING	RESORTE
4 SUPORTE	BRACKET	SOPORTE
2 ANEL TRAVA	CIRCLIP	CIRCULITO
1 TUBO	PIPE	CANO

Cabeçote
Cylinder Head
Culata

10-50



- | | | |
|----|------------|-------|
| 1 | 731155M1 | 4 |
| 2 | 747697M1 | 4 |
| 3 | 1476265X1 | |
| 4 | 3637389M91 | [A] |
| 5 | 3681E024 | |
| 6 | 739060M1 | 4 |
| 7 | 3637525M91 | [B] |
| 8 | 3637529M1 | 4 |
| 9 | 735831M1 | |
| 10 | 734308M1 | |
| 11 | 1476263X1 | |
| 12 | 742271M1 | |
| 13 | 1476263X1 | |
| 14 | 1476264X1 | |
| 15 | 376606X1 | 4 |
| 16 | 736185M1 | 4 |
| 17 | 3637678M1 | 4 |
| 18 | 732445M1 | 4 |
| 19 | 376606X1 | 7 |
| 20 | 732445M1 | 7 |
| 21 | 732445M1 | 7 |
| 22 | | REF.7 |

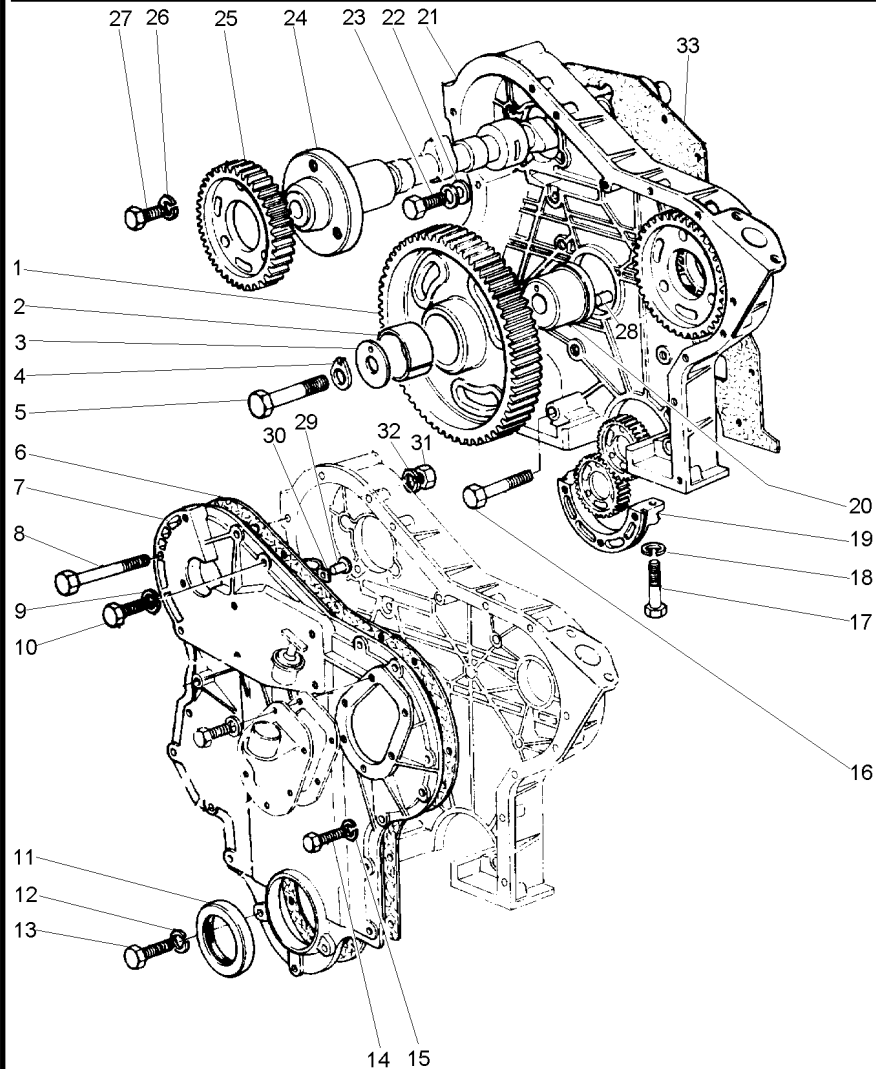
[A] CABEÇOTE MONTADO C/ VÁLVULAS
CYLINDER HEAD ASSEMBLY WITH VALVE
CULATA MONTADA CON VÁLVULA

[B] CABEÇOTE COM GUIAS E BUJÃO SOMENTE
CYLINDER HEAD WITH GUIDE AND PLUG ONLY
CULATA CON GUIA E TAPON SOLAMENTE

- | | | | |
|---|------------------|---------------|------------------|
| 6 | TRAVA | LOCK | RETENEDOR |
| 6 | CAPA | CAP | TAPA |
| 9 | PARAFUSO | BOLT | PERNO |
| 1 | CABEÇOTE | CYLINDER HEAD | CULATA CILINDRO |
| 1 | JUNTA CABEÇOTE | HEAD GASKET | JUNTA DE CULATA |
| 3 | VÁLVULA ADMISSÃO | VALVE INLET | VALVULA ADMISION |
| 1 | CABEÇOTE | HEAD | CULATA |
| 3 | VÁLVULA ESCAPE | VALVE EXHAUST | VALVULA ESCAPE |
| 3 | SEDE VÁLVULA | VALVE SEAT | ASIENTO VALVULA |
| 1 | PRISIONEIRO | STUD | ESPARRAGO |
| 1 | PORCA | NUT | TUERCA |
| 3 | PRISIONEIRO | STUD | ESPARRAGO |
| 3 | PORCA | NUT | TUERCA |
| 5 | PARAFUSO | BOLT | PERNO |
| 2 | BUJÃO | PLUG | TAPON |
| 6 | ARRUELA | WASHER | ARANDELA |
| 6 | MOLA | SPRING | RESORTE |
| 6 | GUIA | GUIDE | GUIA |
| 2 | BUJÃO | PLUG | TAPON |
| 3 | GUIA | GUIDE | GUIA |
| 3 | GUIA | GUIDE | GUIA |
| 1 | CABEÇOTE | HEAD | CULATA |

Caixa De Distribuição E Árvore De Comando
Timing Gear And Camshaft
Caja De Distribución Y Árbol De Levas

10-55



- 1 3638219M91
- 2 3637942M1
- 3 3241H013
- 4 731207M1
- 5 375764X1
- 6 734661M1
- 7 3637397M91
- 8 353535X1
- 8 375700X1
- 9 1650484M1
- 10 376694X1
- 11 1447689M1
- 12 1650484M1
- 13 3637721M1
- 14 353668X1
- 15 353441X1
- 16 353525X1
- 17 3639209M1
- 18 1650484M1
- 19 731214M1
- 20 731204M1
- 21 739477M1
- 22 1650484M1
- 23 375732X1
- 24 733507M1
- 25 3637541M1
- 25 731203M1
- 26 1650484M1
- 27 375804X1
- 28 731368M1
- 29 1476244X1
- 30 746380M1
- 31 353916X1
- 32 1650484M1
- 33 734238M1

1

7

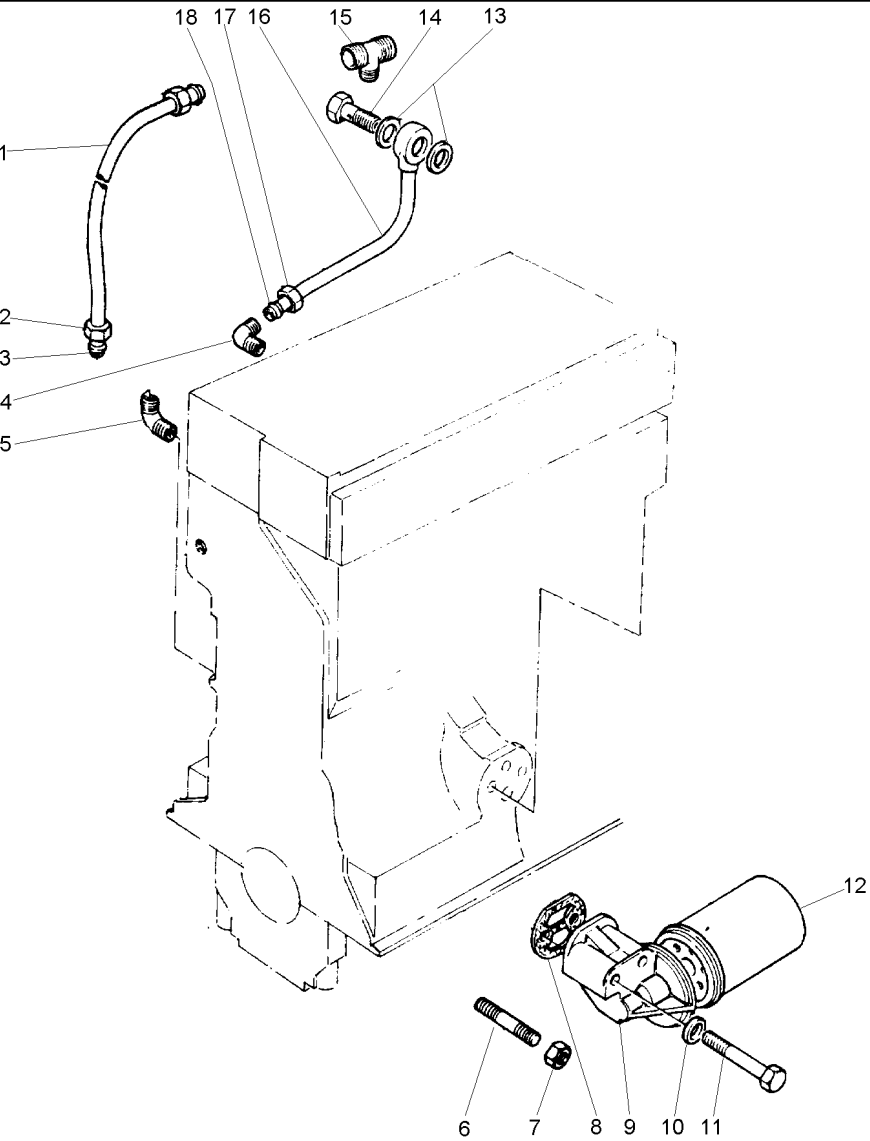
5/16x24x1.3/4

7

7

5/16x24

1	ENGRENAGEM	GEAR	ENGRANAJE
1	BUCHA	BUSH	CASQUILLO
1	PLACA	PLATE	PLATO
1	ARRUELA	WASHER	ARANDELA
1	PARAFUSO	BOLT	PERNO
1	JUNTA	GASKET	EMPAQUETADURA
1	TAMPA	COVER	CUBIERTA
1	PARAFUSO	BOLT	PERNO
1	PARAFUSO	BOLT	PERNO
1	ARRUELA	WASHER	ARANDELA
1	PARAFUSO	BOLT	PERNO
1	RETENTOR	SEAL	RETEN
3	ARRUELA	WASHER	ARANDELA
3	PARAFUSO	BOLT	PERNO
8	PARAFUSO	BOLT	PERNO
8	ARRUELA	WASHER	ARANDELA
2	PARAFUSO	BOLT	PERNO
2	PARAFUSO	BOLT	PERNO
2	ARRUELA	WASHER	ARANDELA
1	TAMPA	COVER	CUBIERTA
1	CUBO	HUB	CUBO
1	CAIXA	BOX	CAJA
12	ARRUELA	WASHER	ARANDELA
12	PARAFUSO	BOLT	PERNO
1	ÁRVORE COMANDO	CAMSHAFT	ARBOL DE LEVAS
1	ENGRENAGEM	GEAR	ENGRANAJE
1	ENGRENAGEM	GEAR	ENGRANAJE
3	ARRUELA	WASHER	ARANDELA
3	PARAFUSO	BOLT	PERNO
1	PINO	PIN	PASADOR
1	REBITE	RIVET	REMACHE
1	MOLA	SPRING	RESORTE
1	PORCA	NUT	TUERCA
1	ARRUELA	WASHER	ARANDELA
1	JUNTA	GASKET	EMPAQUETADURA

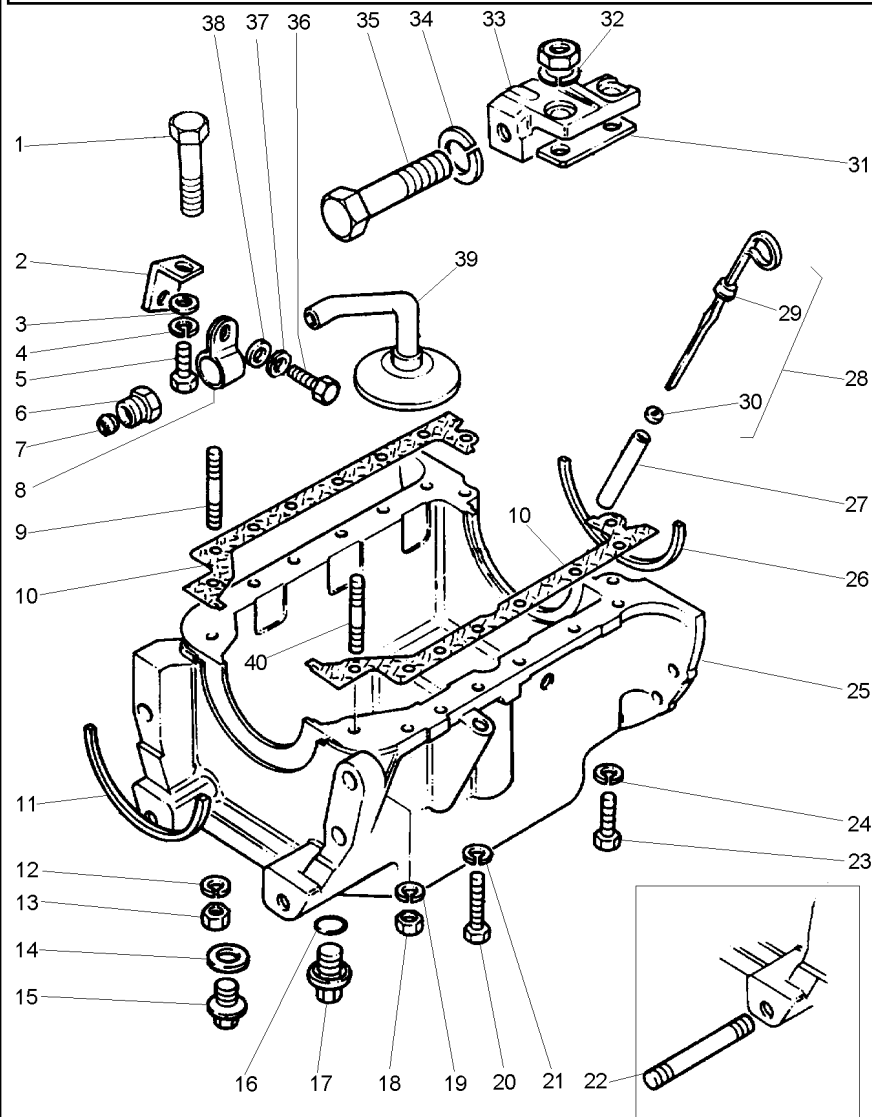


- | | | |
|----|------------|----|
| 1 | 744621M91 | |
| 2 | 375738X1 | 1 |
| 3 | 827276M1 | 1 |
| 4 | 731250M1 | |
| 5 | 731250M1 | |
| 6 | 3637698M1 | |
| 7 | 375797X1 | |
| 8 | 731124M1 | |
| 9 | 3640715M1 | |
| 10 | 1476033X1 | |
| 11 | 353550X1 | |
| 12 | 1447082M91 | |
| 13 | 3638848M1 | |
| 14 | 731294M1 | |
| 15 | 0201236 | |
| 16 | 3638145M91 | |
| 17 | 375738X1 | 16 |
| 18 | 827276M1 | 16 |

- | | | | |
|---|-----------------|--------------|------------------|
| 1 | TUBO | PIPE | CANO |
| 2 | PORCA | NUT | TUERCA |
| 2 | OLIVA | OLIVE | OLIVA |
| 1 | CONEXÃO | CONNECTION | CONEXION |
| 1 | CONEXÃO | CONNECTION | CONEXION |
| 1 | PRISIONEIRO | STUD | ESPARRAGO |
| 1 | PORCA | NUT | TUERCA |
| 1 | JUNTA | GASKET | EMPAQUETADURA |
| 1 | CABEÇOTE FILTRO | FILTER HEAD | CABEZA DE FILTRO |
| 2 | ARRUELA | WASHER | ARANDELA |
| 1 | PARAFUSO | BOLT | PERNO |
| 1 | FILTRO | FILTER | FILTRO |
| 2 | ARRUELA | WASHER | ARANDELA |
| 1 | PARAFUSO | BOLT | PERNO |
| 1 | CONEXÃO "T" | CONNECTION T | CONEXION T |
| 1 | TUBO | PIPE | CANO |
| 1 | PORCA | NUT | TUERCA |
| 1 | OLIVA | OLIVE | OLIVA |

Carter De Óleo
Oil Sump
Cárter De Aceite

10-65



- 1 3637690M1
- 2 3640222M1
- 3 344107X1
- 4 353441X1
- 5 353502X1
- 6 375831X1
- 7 375759X1
- 8 740738M1
- 9 737144M1
- 10 4222056M91
- 11 4223929M1
- 12 1650484M1
- 13 353916X1
- 14 3638382M1
- 15 748160M1
- 16 3638382M1
- 17 748160M1
- 18 353916X1
- 19 1650484M1
- 20 353519X1
- 21 1650484M1
- 22 3638119M1
- 23 348036X1
- 24 1650484M1
- 25 3637345M1
- 26 4223928M1
- 27 3641856M1
- 28 3641857M1
- 29 739470M1
- 30 735031M1
- 31 353439X1
- 32 38156313
- 33 353433X1
- 34 353621X1
- 35 353503X1
- 36 353441X1
- 37 344107X1
- 38 3640911M1
- 39 731370M1
- 40

5/16x24

5/16x24

28 REF.28

5/8x18x2.3/4

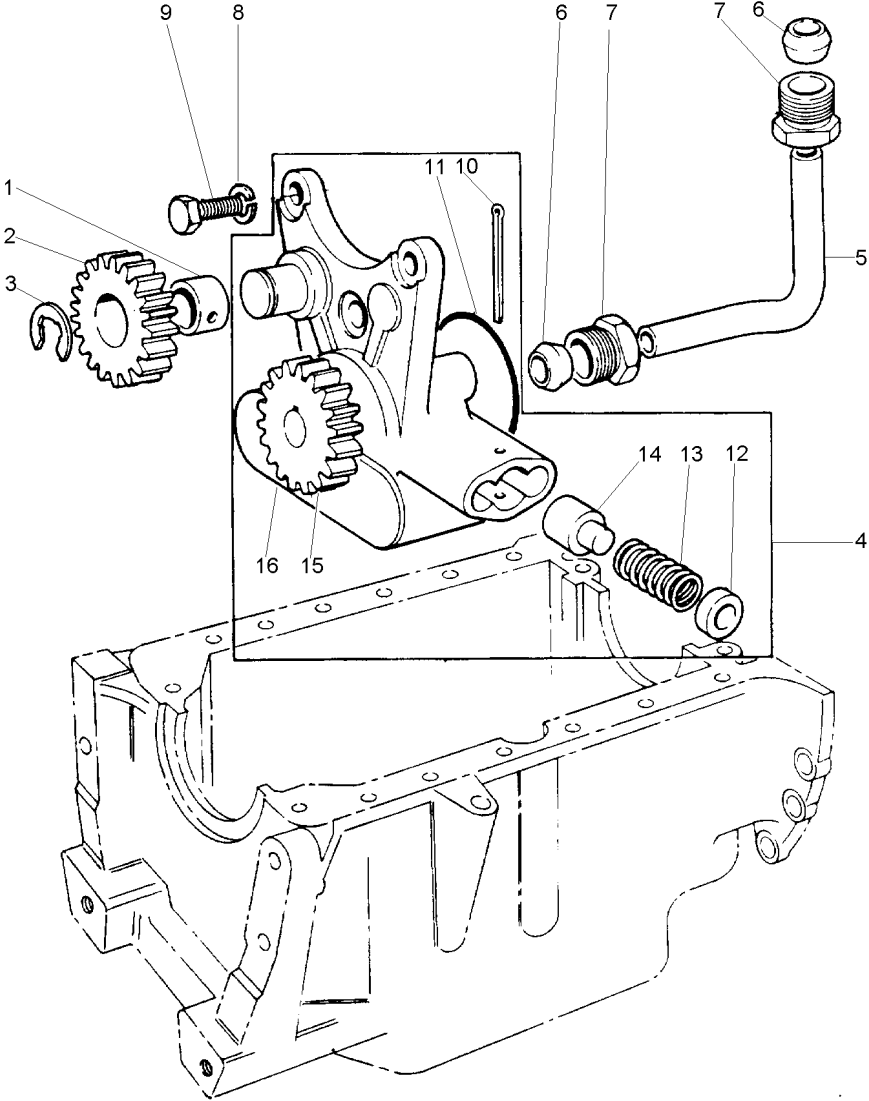
- 2 PARAFUSO
- 1 SUPORTE
- 1 ARRUELA
- 1 ARRUELA
- 1 PARAFUSO
- 1 CONEXÃO
- 1 OLIVA
- 1 PRESILHA
- 1 PRISIONEIRO
- 1 JUNTA
- 1 JUNTA
- 1 ARRUELA
- 1 PORCA
- 1 ANEL "O"
- 1 BUJÃO
- 1 ANEL "O"
- 1 BUJÃO
- 2 PORCA
- 2 ARRUELA
- 11 PARAFUSO
- 11 ARRUELA
- 1 PRISIONEIRO
- 2 PARAFUSO
- 2 ARRUELA
- 1 CÂRTER
- 1 JUNTA
- 1 TUBO
- 1 C.J. VARETA
- 1 VARETA
- 1 ARRUELA
- 1 ESPAÇADOR
- 2 ARRUELA
- 1 SUPORTE
- 1 ARRUELA
- 1 PARAFUSO
- 1 PARAFUSO
- 1 ARRUELA
- 1 ARRUELA
- 1 TUBO
- 2 PRISIONEIRO

- BOLT
- BRACKET
- WASHER
- WASHER
- BOLT
- CONNECTION
- OLIVE
- STAPLE
- STUD
- GASKET
- GASKET
- WASHER
- NUT
- O RING
- PLUG
- O RING
- PLUG
- NUT
- WASHER
- BOLT
- WASHER
- STUD
- BOLT
- WASHER
- SUMP
- GASKET
- PIPE
- KIT, DIPSTICK
- ROD
- WASHER
- SPACER
- WASHER
- BRACKET
- WASHER
- BOLT
- BOLT
- WASHER
- WASHER
- PIPE
- STUD

- PERNO
- SOPORTE
- ARANDELA
- ARANDELA
- PERNO
- CONEXION
- OLIVA
- GRAPA
- ESPARRAGO
- EMPAQUETADURA.
- EMPAQUETADURA.
- ARANDELA
- TUERCA
- JUNTA TORICA
- TAPON
- JUNTA TORICA
- TAPON
- TUERCA
- ARANDELA
- PERNO
- ARANDELA
- ESPARRAGO
- PERNO
- ARANDELA
- CARTER
- EMPAQUETADURA.
- CANO
- JGO.REGLA.NIVEL
- VARILLA
- ARANDELA
- PIEZA DISTANCIA
- ARANDELA
- SOPORTE
- ARANDELA
- PERNO
- PERNO
- ARANDELA
- ARANDELA
- CANO
- ESPARRAGO

Bomba De Óleo Lubrificante
Lubricating Oil Pump
Bomba De Aceite Lubrificante

10-70



- 1 731236M1
- 2 3637351M91
- 3 731103M1
- 4 3637359M91
- 5 731239M1
- 6 375759X1
- 7 375831X1
- 8 1650484M1
- 9 375732X1
- 10 354061X1
- 11 376946X1
- 12 735199M1
- 13 736511M1
- 14 736510M1
- 15
- 16

2

4

4

4

4

4

REF.4

REF.4

- 1 BUCHA
- 1 ENGRENAGEM
- 1 PRESILHA
- 1 BOMBA
- 1 TUBO
- 2 OLIVA
- 2 CONEXÃO
- 3 ARRUELA
- 3 PARAFUSO
- 1 CUPILHA
- 1 ANEL "O"
- 1 CAPA
- 1 MOLA
- 1 PISTÃO
- 1 ENGRENAGEM
- 1 CORPO

- BUSH
- GEAR
- STAPLE
- PUMP
- PIPE
- OLIVE
- CONNECTION
- WASHER
- BOLT
- COTTER PIN
- O RING
- CAP
- SPRING
- PISTON
- GEAR
- BODY

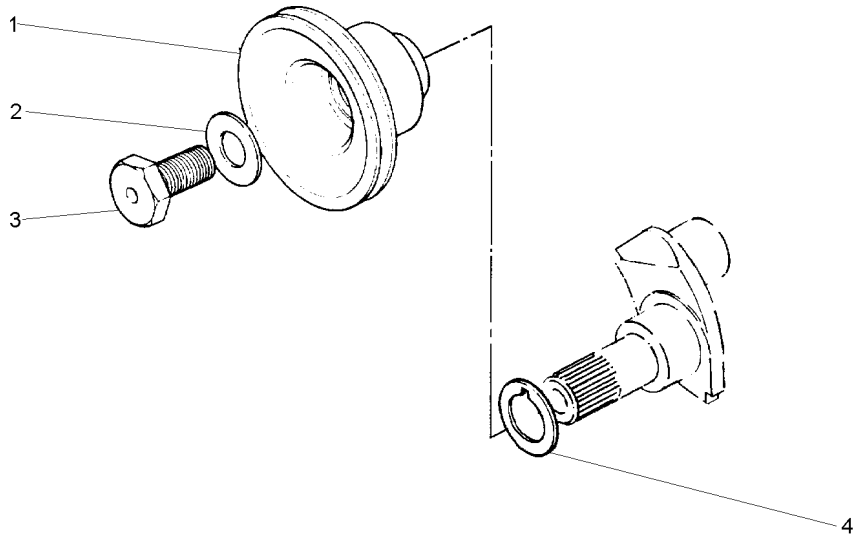
- CASQUILLO
- ENGRANAJE
- GRAPA
- BOMBA
- CANO
- OLIVA
- CONEXION
- ARANDELA
- PERNO
- PASADOR DOUBLE
- JUNTA TORICA
- TAPA
- RESORTE
- PISTON
- ENGRANAJE
- CUERPO

Polia
Pulley
Polea

10-75

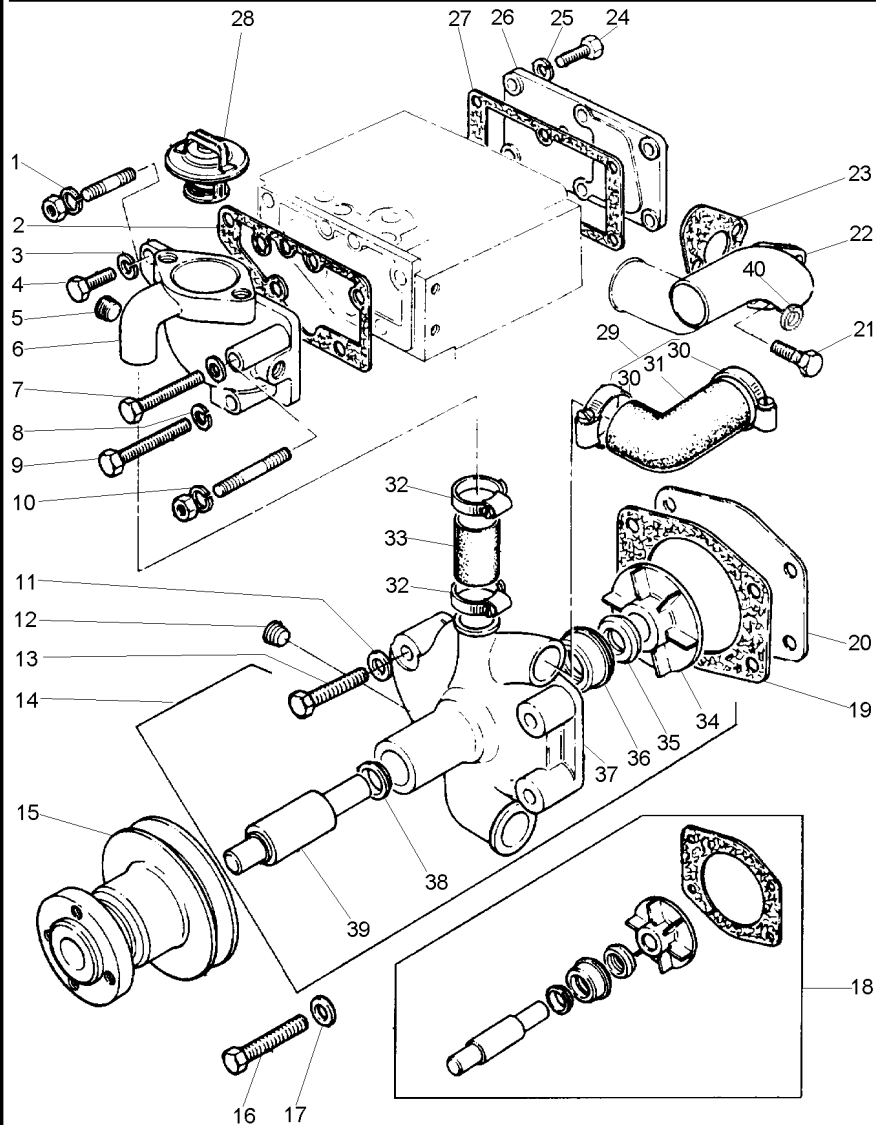
- 1 734627M1
- 2 4222509M1
- 3 747267M1
- 4 745057M1

- | | | |
|------------|--------|----------|
| 1 POLIA | PULLEY | POLEA |
| 1 ARRUELA | WASHER | ARANDELA |
| 1 PARAFUSO | BOLT | PERNO |
| 1 ARRUELA | WASHER | ARANDELA |



Bomba D'Água
Water Pump
Bomba Del Agua

10-80



- 1 1650484M1
- 2 3637530M1
- 3 1650484M1
- 4 1476319X1
- 5 1476192X1
- 6 746835M1
- 7 353554X1
- 8 1650486M1
- 9 375727X1
- 10 1650486M1
- 11 732575M1
- 12 1476192X1
- 13 342146X1
- 14 3641823M91
- 15 735034M1
- 16 342149X1
- 17 732575M1
- 18 3641392M91
- 19 731281M1
- 20 3637335M1
- 21 1476309X1
- 22 3765K041
- 23 3640918M1
- 24 353517X1
- 25 1650484M1
- 26 747757M1
- 27 731128M1
- 28 1446165M91
- 29 747939M91
- 30 3638597M1
- 31
- 32 364125X1
- 33 747936M91
- 34
- 35 1446131M1
- 36 1446130M1
- 37
- 38
- 39
- 40 1650484M1

14[A]

5/16x24x3/4

29 ➡ REF.29

14 ➡ REF.18

14 ➡ REF.18

14 ➡ REF.18

14 ➡ REF.14

14 ➡ REF.18

14 ➡ REF.18

[A] INCLUIDO NO JG. REPARO
INCLUDED IN KIT
INCLUIDO EN JUEGO

- | | | |
|----------------|-------------|------------------|
| 1 ARRUELA | WASHER | ARANDELA |
| 1 JUNTA | GASKET | EMPAQUETADURA. |
| 2 ARRUELA | WASHER | ARANDELA |
| 3 PARAFUSO | BOLT | PERNO |
| 1 BUJÃO | PLUG | TAPON |
| 1 CORPO | BODY | CUERPO |
| 1 PARAFUSO | BOLT | PERNO |
| 1 ARRUELA | WASHER | ARANDELA |
| 1 PARAFUSO | BOLT | PERNO |
| 1 ARRUELA | WASHER | ARANDELA |
| 3 ARRUELA | WASHER | ARANDELA |
| 1 BUJÃO | PLUG | TAPON |
| 3 PARAFUSO | BOLT | PERNO |
| 1 BOMBA D'ÁGUA | WATER PUMP | BOMBA DE AGUA |
| 1 POLIA | PULLEY | POLEA |
| 1 PARAFUSO | BOLT | PERNO |
| 1 ARRUELA | WASHER | ARANDELA |
| X JG. REPARO | KIT, REPAIR | JUEGO REPARACION |
| 1 JUNTA | GASKET | EMPAQUETADURA. |
| 1 PLACA | PLATE | PLATO |
| 2 PARAFUSO | BOLT | PERNO |
| 1 CONEXÃO | CONNECTION | CONEXION |
| 1 JUNTA | GASKET | EMPAQUETADURA. |
| 6 PARAFUSO | BOLT | PERNO |
| 6 ARRUELA | WASHER | ARANDELA |
| 1 PLACA | PLATE | PLATO |
| 1 JUNTA | GASKET | EMPAQUETADURA. |
| 1 TERMOSTATO | THERMOSTAT | TERMOSTATO |
| 1 MANGUEIRA | HOSE | FLEXIBLE |
| 2 BRAÇADEIRA | CLAMP | ABRAZADERA |
| 1 MANGUEIRA | HOSE | FLEXIBLE |
| 2 BRAÇADEIRA | CLAMP | ABRAZADERA |
| 1 MANGUEIRA | HOSE | FLEXIBLE |
| 1 ROTOR | ROTOR | ROTOR |
| 1 REPARO | REPAIR | REPARO |
| 1 REPARO | REPAIR | REPARO |
| 1 CORPO | BODY | CUERPO |
| 1 FLANGE | FLANGE | PLETINA |
| 1 HASTE | RAIL | RIEL |
| 2 ARRUELA | WASHER | ARANDELA |

Entrada E Saída D'Água
Water Outlet And Inlet
Salida Y Entrada Del Agua

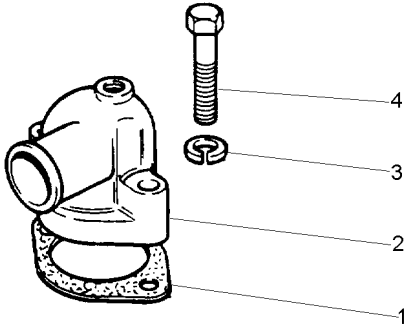
10-85

- 1 1650482M1
- 2 3638202M1
- 3 1650486M1
- 4 3641304M1

- 1 JUNTA
- 1 CONEXÃO
- 2 ARRUELA
- 2 PARAFUSO

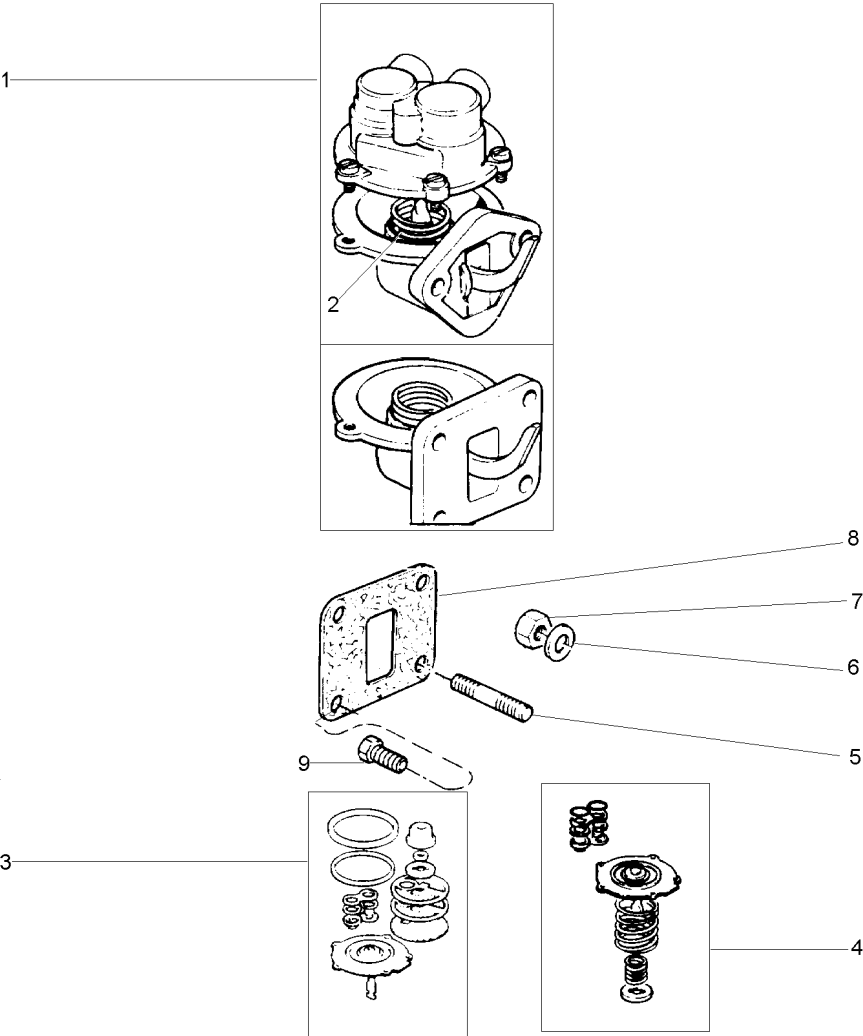
- GASKET
- CONNECTION
- WASHER
- BOLT

- EMPAQUETADURA.
- CONEXION
- ARANDELA
- PERNO



Bomba Alimentadora De Combustível
Low Pressure Fuel Pump
Bomba De Combustible A Baja Presión

10-90



- 1 4222090M91
- 2
- 3 1896434M91
- 4 3637580M91
- 5 3637712M1
- 6 736864M1
- 6 736864M1
- 7 375839X1
- 8 3638523M1
- 9 2182428

REF.1

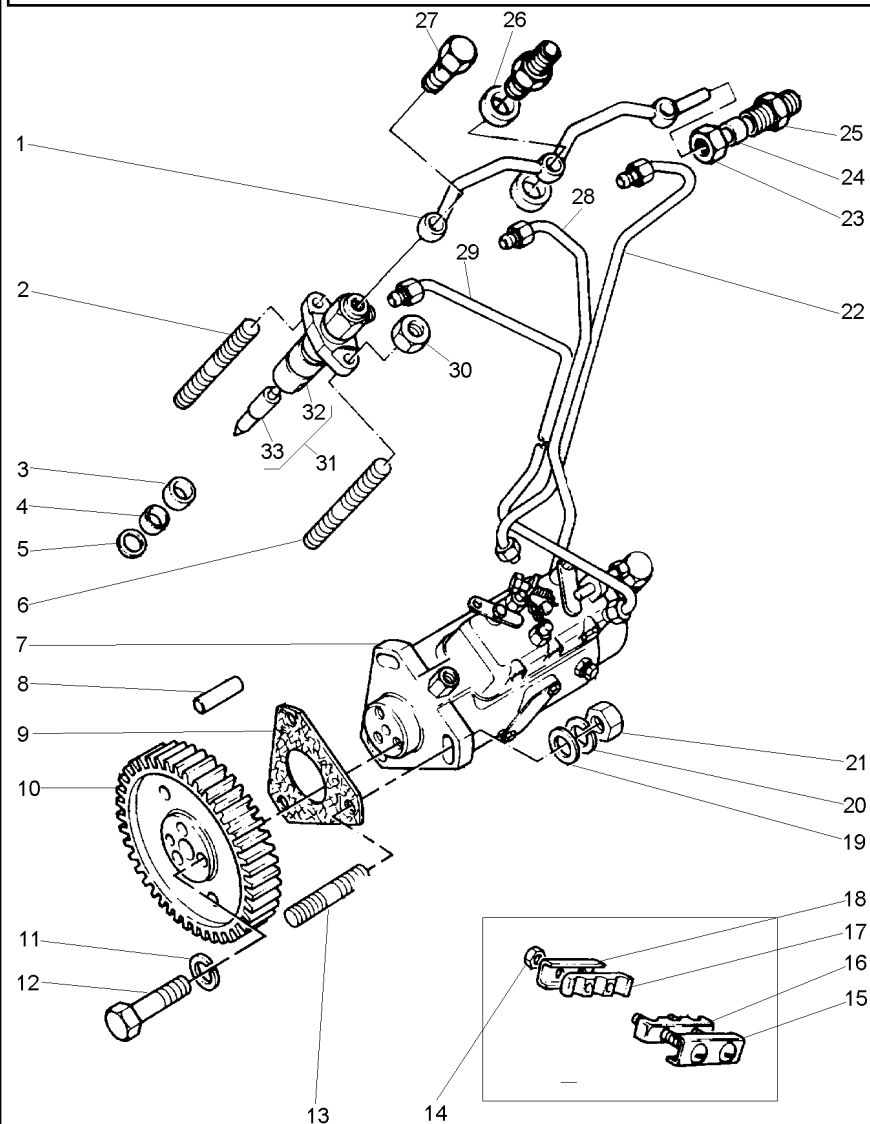
- 1 BOMBA
- 1 MOLA
- X JG. REPARO
- X JG. REPARO
- 2 PRISIONEIRO
- 4 ARRUELA
- 2 ARRUELA
- 2 PORCA
- 1 JUNTA
- 4 PARAFUSO

- PUMP
- SPRING
- KIT, REPAIR
- KIT, REPAIR
- STUD
- WASHER
- WASHER
- NUT
- GASKET
- BOLT

- BOMBA
- RESORTE
- JUEGO REPARACION
- JUEGO REPARACION
- ESPARRAGO
- ARANDELA
- ARANDELA
- TUERCA
- EMPAQUETADURA.
- PERNO

Equipamento De Injeção De Combustível
Fuel Injection Equipment
Equipo De Inyección Del Combustible

10-95



- 1 746966M91
- 2 1447765M1
- 3 766843M1
- 4 746844M1
- 5 376091X1
- 6 1447765M1
- 7 3637312M91
- 8 737725M1
- 9 3638525M1
- 10 3639857M1
- 11 1650484M1
- 12 375804X1
- 13 3637715M1
- 14 376578X1
- 15 738415M91
- 16 738467M1
- 17 738467M1
- 18 738466M1
- 19 375703X1
- 20 1650484M1
- 21 353916X1
- 22 3638622M91
- 23 376521X1
- 24 376524X1
- 25 746707M1
- 26 376518X1
- 27 731567M1
- 28 3638621M91
- 29 3638784M91
- 30 353916X1
- 31 3639731M1
- 32 1446102M1
- 33 3639738M1

5/16x24
[C]

[B]
[A]
5/16x24

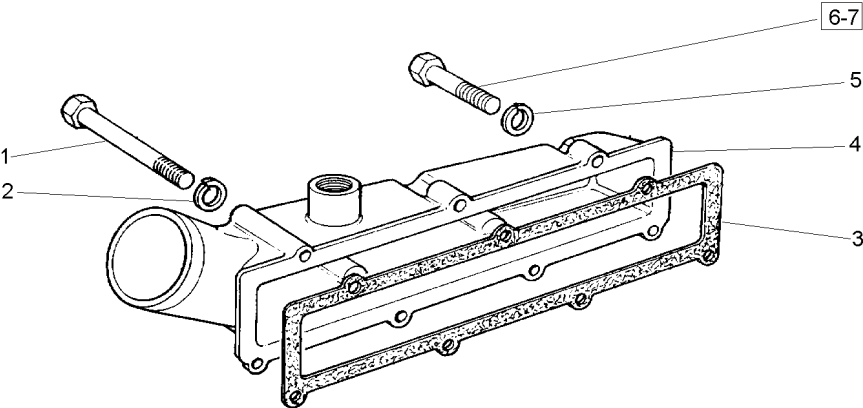
31
31

- [A] CILINDRO N° 1
CYLINDER N° 1
CILINDRO N° 1
- [B] CILINDRO N° 2
CYLINDER N° 2
CILINDRO N° 2
- [C] CILINDRO N° 3
CYLINDER N° 3
CILINDRO N° 3

- | | | |
|------------------|----------------|------------------|
| 1 TUBO | PIPE | CANO |
| 3 PRISIONEIRO | STUD | ESPARRAGO |
| 3 ESPAÇADOR | SPACER | PIEZA DISTANCIA |
| 3 VEDANTE | SEAL | RETEN |
| 3 ARRUELA | WASHER | ARANDELA |
| 3 PRISIONEIRO | STUD | ESPARRAGO |
| 1 BOMBA INJETORA | INJECTION PUMP | BOMBA INYECTORA |
| 1 PINO | PIN | PASADOR |
| 1 JUNTA | GASKET | EMPAQUETADURA. |
| 1 ENGRENAGEM | GEAR | ENGRANAJE |
| 3 ARRUELA | WASHER | ARANDELA |
| 3 PARAFUSO | BOLT | PERNO |
| 3 PRISIONEIRO | STUD | ESPARRAGO |
| 2 PORCA | NUT | TUERCA |
| 1 PLACA | PLATE | PLATO |
| 1 PRESILHA | STAPLE | GRAPA |
| 1 PRESILHA | STAPLE | GRAPA |
| 1 PLACA | PLATE | PLATO |
| 3 ARRUELA | WASHER | ARANDELA |
| 3 ARRUELA | WASHER | ARANDELA |
| 3 PORCA | NUT | TUERCA |
| 1 TUBO | PIPE | CANO |
| 1 PORCA | NUT | TUERCA |
| 1 OLIVA | OLIVE | OLIVA |
| 1 CONEXÃO | CONNECTION | CONEXION |
| 6 ARRUELA | WASHER | ARANDELA |
| 3 PARAFUSO | BOLT | PERNO |
| 1 TUBO | PIPE | CANO |
| 1 TUBO | PIPE | CANO |
| 6 PORCA | NUT | TUERCA |
| 3 CJ. INJETOR | KIT, ATOMISER | JUEGO ATOMIZADOR |
| 1 BOCAL | FILLER | RELLENADOR |
| 3 BICO INJETOR | NOZZLE | TOBERA |

Coletor De Admissão
Induction Manifold
Multiple De Admisión

10-100

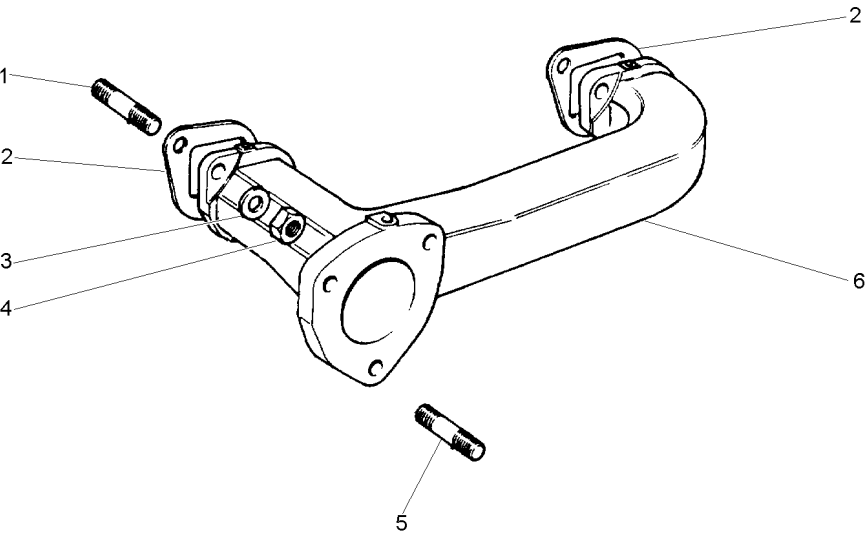


- 1 354495X1
- 2 353441X1
- 3 738703M1
- 4 742994M1
- 5 353441X1
- 6 353509X1
- 7 3637686M1

- | | | | |
|---|------------------|-----------------|------------------|
| 2 | PARAFUSO | BOLT | PERNO |
| 2 | ARRUELA | WASHER | ARANDELA |
| 1 | JUNTA | GASKET | EMPAQUETADURA. |
| 1 | COLETOR ADMISSÃO | INDUCT.MANIFOLD | COLECTOR ADMISI. |
| 5 | ARRUELA | WASHER | ARANDELA |
| 4 | PARAFUSO | BOLT | PERNO |
| 1 | PARAFUSO | BOLT | PERNO |

Coletor De Escape
Exhaust Manifold
Multiple De Escape

10-105



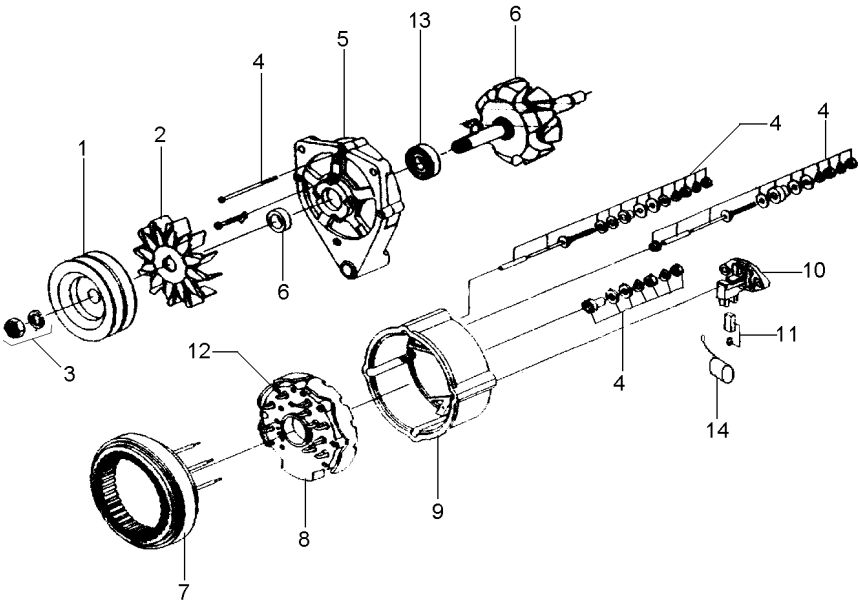
- 1 731327M1
- 2 735016M1
- 3 375703X1
- 4 1476027X1
- 5 731866M1
- 6 740221M1

- | | | |
|------------------|------------------|-----------------|
| 4 PRISIONEIRO | STUD | ESPARRAGO |
| 2 JUNTA | GASKET | EMPAQUETADURA. |
| 4 ARRUELA | WASHER | ARANDELA |
| 4 PORCA | NUT | TUERCA |
| 3 PRISIONEIRO | STUD | ESPARRAGO |
| 1 COLETOR ESCAPE | EXHAUST MANIFOLD | COLECTOR ESCAPE |

Alternador
Alternator
Alternador

10-110

Prestolite
Prestolite
Prestolite



- 1 071205R1
- 1 053711P1
- 2 071200R1
- 3 071199R1
- 4 071191R1
- 5 071196R1
- 6 071190R1
- 7 071198R1
- 8 071201R1
- 9 071195R1
- 10 071193R1
- 11 071197R1
- 12 071189R1
- 13 071194R1
- 14 071206R1

[A]

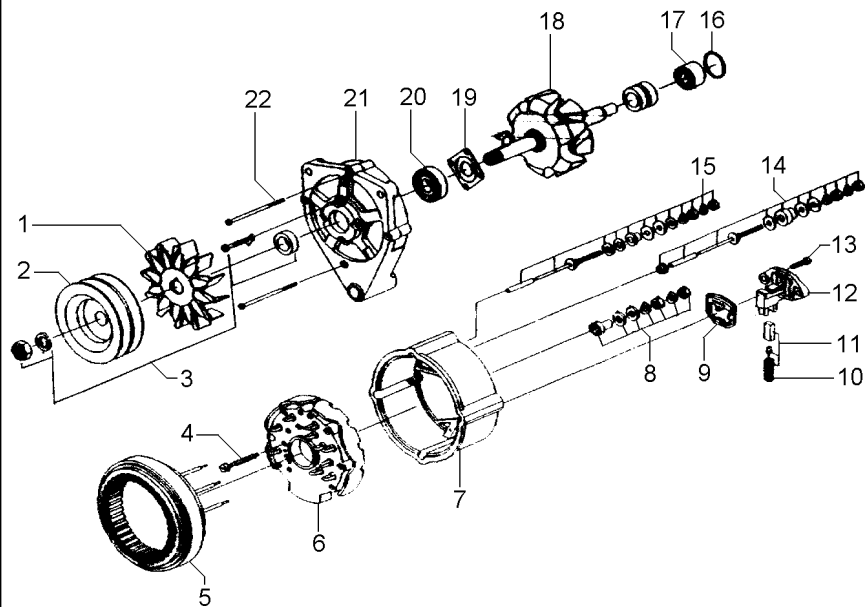
[A] DUPLA
DOUBLE
DUPLO

- | | | |
|--------------------|------------------|------------------|
| 1 POLIA ALTERNADOR | PULLEY,ALTERNATR | POLEA ALTERNADOR |
| 1 POLIA | PULLEY | POLEA |
| 1 HÉLICE | FAN | VENTILADOR |
| 1 FIXAÇÃO | FASTENER | CIERRE |
| 1 REPARO | REPAIR | REPARO |
| 1 TAMPA | COVER | CUBIERTA |
| 1 CJ. ROTOR | KIT, ROTOR ASSY. | JGO.CJTO.ROTOR |
| 1 ESTATOR | STATOR | ESTATOR |
| 1 RETIFICADOR | RECTIFIER | RECTIFICADOR |
| 1 TAMPA | COVER | CUBIERTA |
| 1 REGULADOR | REGULATOR | REGULADOR |
| 1 CJ. ESCOVA | KIT, BRUSH | ESCOBILLAS JUEGO |
| 1 PORTA DIODO | DIODE | PORTA DIODO |
| 1 ROLAMENTO | BEARING | COJINETE |
| 1 CAPACITOR | CAPACITOR | CAPACITOR |

Alternador
Alternator
Alternador

10-115

Bosch
Bosch
Bosch



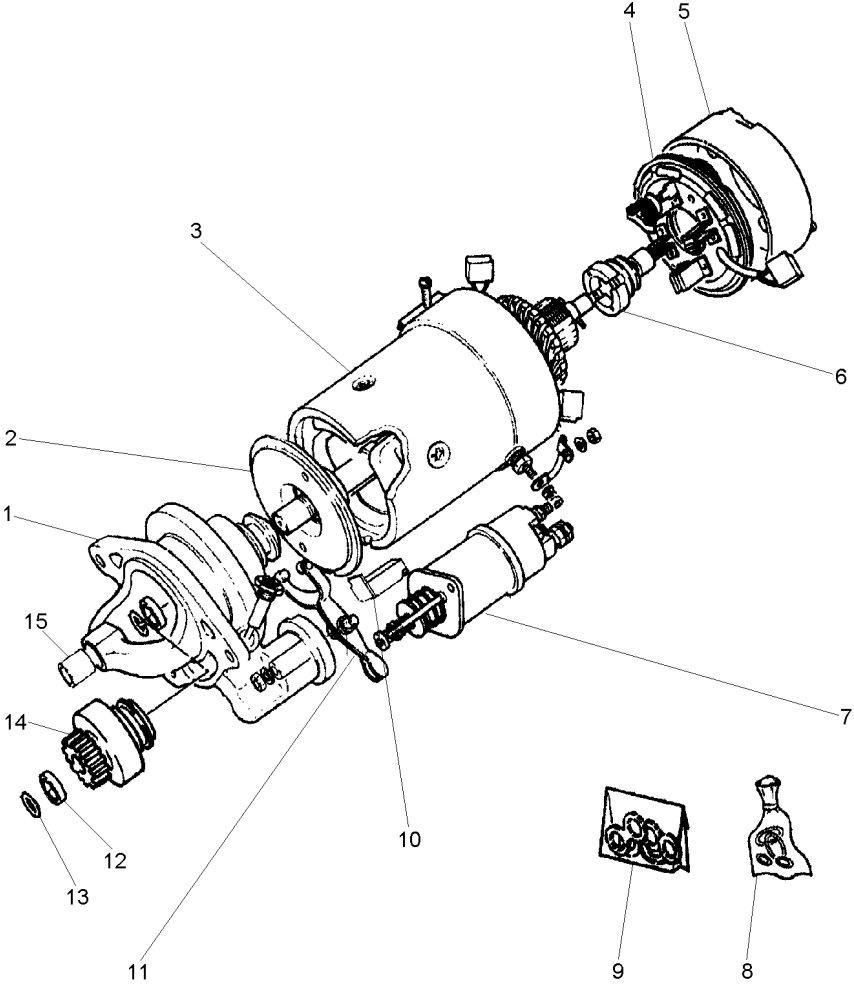
- 1 059067R1
- 2 059066R1
- 3 059064R1
- 4 059076R1
- 5 059075R1
- 6 059077R1
- 7 059078R1
- 8 059085R1
- 9 059084R1
- 10 059083R1
- 11 059082R1
- 12 059081R1
- 13 059068R1
- 14 059080R1
- 15 059079R1
- 16 059074R1
- 17 059073R1
- 18 059072R1
- 19 059071R1
- 20 059070R1
- 21 059069R1
- 22 059065R1

- | | | |
|---------------|-------------|------------------|
| 1 HÉLICE | FAN | VENTILADOR |
| 1 POLIA | PULLEY | POLEA |
| 1 CJ. POLIA | KIT, PULLEY | JUEGO DE POLEA |
| 3 PARAFUSO | BOLT | PERNO |
| 1 ESTATOR | STATOR | ESTATOR |
| 1 RETIFICADOR | RECTIFIER | RECTIFICADOR |
| 1 CARÇAÇA | HOUSING | ALOJAMIENTO |
| 1 JG. REPARO | KIT, REPAIR | JUEGO REPARACION |
| 1 GUARNIÇÃO | FOAM | ESPUMA |
| 1 MOLA | SPRING | RESORTE |
| 1 ESCOVA | BRUSH | ESCOBILLA |
| 1 REGULADOR | REGULATOR | REGULADOR |
| 2 PARAFUSO | BOLT | PERNO |
| 1 JG. REPARO | KIT, REPAIR | JUEGO REPARACION |
| 1 JG. REPARO | KIT, REPAIR | JUEGO REPARACION |
| 1 ANEL "O" | O RING | JUNTA TORICA |
| 1 ROLAMENTO | BEARING | COJINETE |
| 1 ROTOR | ROTOR | ROTOR |
| 1 PLACA | PLATE | PLATO |
| 1 ROLAMENTO | BEARING | COJINETE |
| 1 MANCAL | BEARING | COJINETE |
| 3 PARAFUSO | BOLT | PERNO |

Motor De Partida
Starter Motor
Motor De Partida

10-120

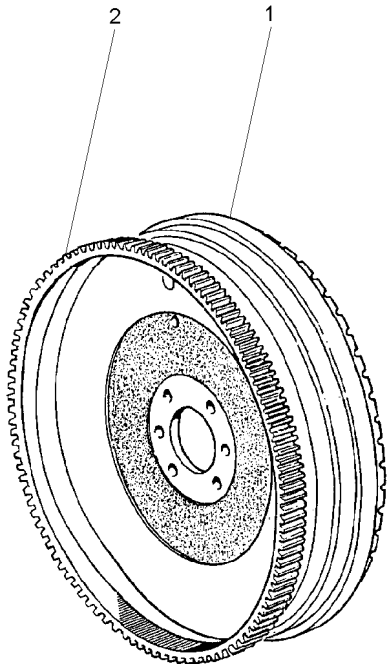
Prestolite
Prestolite
Prestolite



1	070961R1	1	MANCAL	BEARING	COJINETE
2	070970R1	1	EIXO	SHAFT	ARBOL
3	070964R1	1	BOBINA	COIL	BOBINA
4	070968R1	1	CJ. PLACA ESCOVA	KIT, BRUSH PLATE	JGO.PLACA ESCOB.
5	070965R1	1	TAMPA	COVER	CUBIERTA
6	070957R1	1	INDUZIDO	ARMATURE	INDUCIDO
7	070955R1	1	SOLENOIDE	SOLENOID	SOLENOIDE
8	070973R1	1	REPARO	REPAIR	REPARO
9	070975R1	1	RETENTOR	SEAL	RETEN
10	070978R1	1	JUNTA	JOINT	JUNTA
11	070979R1	1	CJ. ALAVANCA	KIT, LEVER	JUEGO, PALANCA
12	071025R1	1	RETENTOR	SEAL	RETEN
13	070980R1	1	ANEL	RING	ARO
14	070958R1	1	IMPULSOR	IMPELLER	TURBINA IMPULS.
15	3903761M1	1	BUCHA	BUSH	CASQUILLO

Volante
Flywheel
Volante

10-125

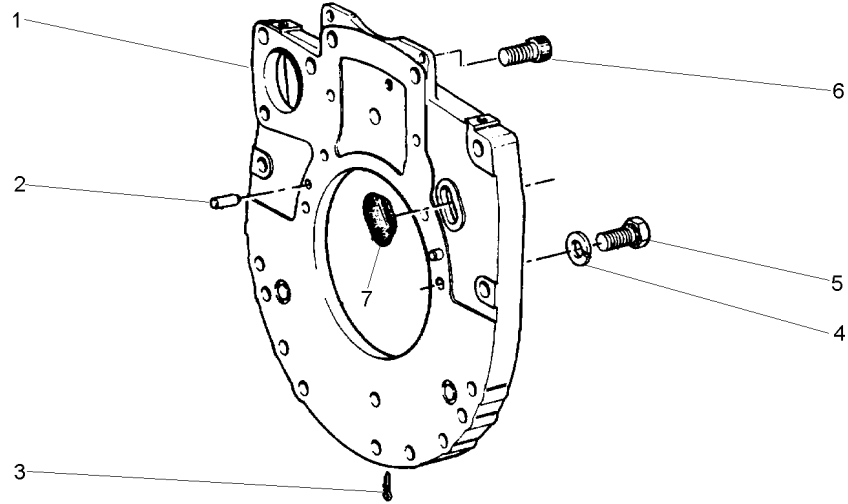


- 1 3408365M1
- 2 3408357M1

- | | | |
|-----------------|--------------|-----------------|
| 1 VOLANTE MOTOR | FLYWHEEL | VOLANTE MOTOR |
| 1 CREMALHEIRA | STARTER RING | ARO DE ARRANQUE |

Carcaça Do Volante
Flwheel Housing
Cárter Del Volante

10-130



- 1 37147977
- 2 731344M1
- 3 376955X1
- 4 1650486M1
- 5 353538X1
- 6 358005X1
- 7 732902M1

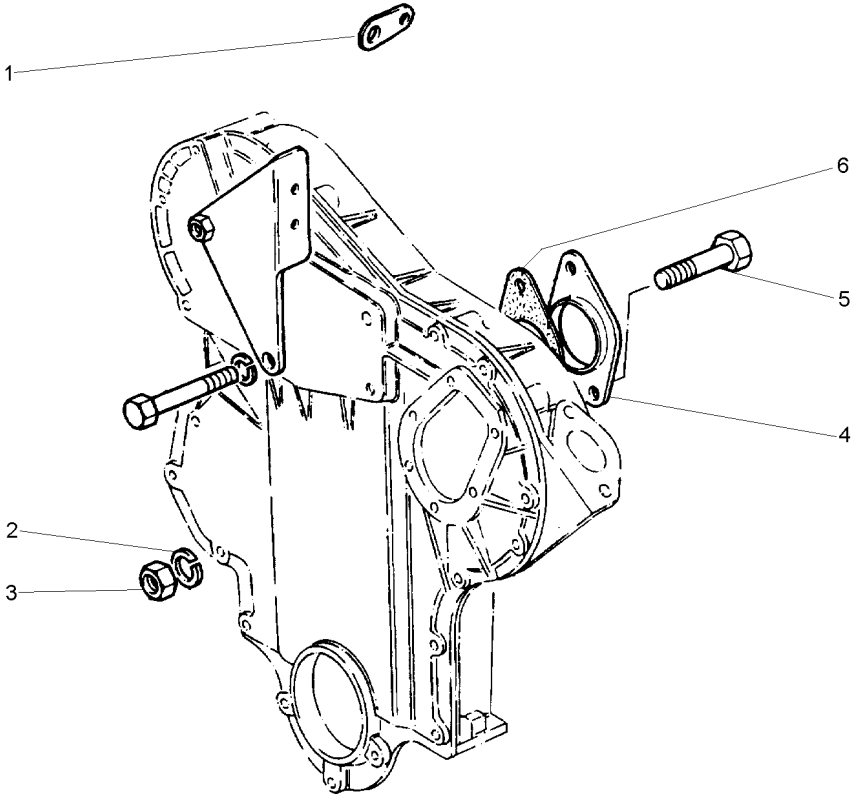
- 1 PLACA
- 2 PINO
- 1 CUPILHA
- 6 ARRUELA
- 6 PARAFUSO
- 2 PARAFUSO
- 1 BUJÃO

- PLATE
- PIN
- COTTER PIN
- WASHER
- BOLT
- BOLT
- PLUG

- PLATO
- PASADOR
- PASADOR DOUBLE
- ARANDELA
- PERNO
- PERNO
- TAPON

Tampa Da Distribuição
Distribution Cover
Tapa Del Distribucion

10-135



- 1 735997M1
- 2 1650486M1
- 3 354123X1
- 4 734172M1
- 5 376044X1
- 6 742289M1

- 1 SUPORTE
- 2 ARRUELA
- 2 PORCA
- 1 PLACA
- 2 PARAFUSO
- 1 JUNTA

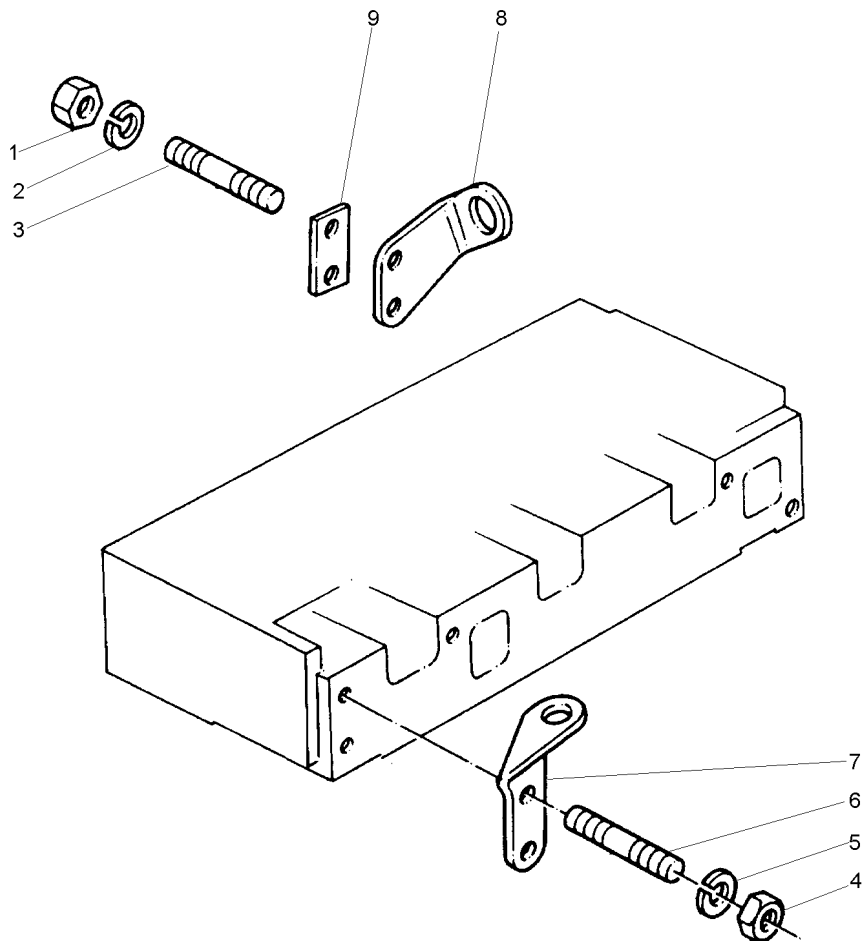
- BRACKET
- WASHER
- NUT
- PLATE
- BOLT
- GASKET

- SOPORTE
- ARANDELA
- TUERCA
- PLATO
- PERNO
- EMPAQUETADURA.

Motor
Engine
Motor

Levante
Lift
Levante

10-140



- 1 375797X1
- 2 1650486M1
- 3 3637702M1
- 4 375797X1
- 5 1650486M1
- 6 731381M1
- 7 733227M1
- 8 3638166M1
- 9 748234M1

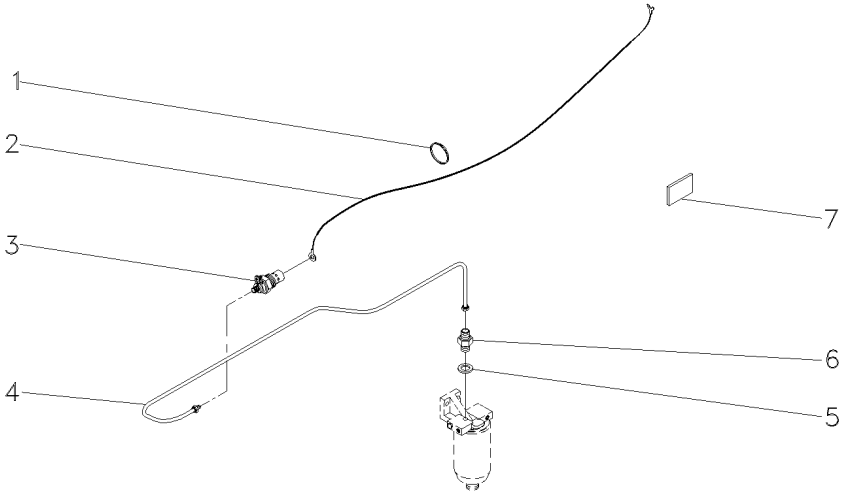
- 2 PORCA
2 ARRUELA
2 PRISIONEIRO
2 PORCA
2 ARRUELA
2 PRISIONEIRO
1 ALÇA
1 ALÇA
1 ESPAÇADOR

- NUT
WASHER
STUD
NUT
WASHER
STUD
STRAP
STRAP
SPACER

- TUERCA
ARANDELA
ESPARRAGO
TUERCA
ARANDELA
ESPARRAGO
FAJA
FAJA
PIEZA DISTANCIA

Aquecedor De Partida
Starting Heater
Calentador De Partida

10-145



- 1 3225356M1
- 2 6202454M1
- 3 6203403M1
- 4 6219498M91
- 5 3147545M1
- 6 3587617M91
- 7 3149938M1

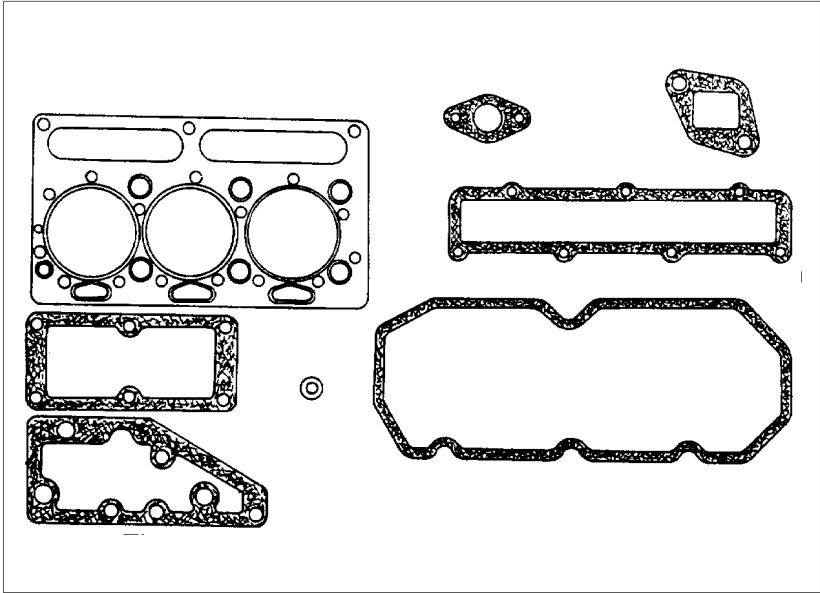
- | | | |
|-------------------|---------------|----------------|
| 7 BRAÇADEIRA | CLAMP | ABRAZADERA |
| 1 CHICOTE | HARNESS | MAZO CABLES |
| 1 VELA AQUECEDORA | INTAKE HEATER | CALENTADOR ADM |
| 1 CJ. TUBO | KIT, PIPE | JUEGO CANO |
| 1 ARRUELA | WASHER | ARANDELA |
| 1 VÁLVULA | VALVE | VALVULA |
| 1 DECAL | DECAL | CALCOMANIA |

Jogo De Juntas Do Cabeçote
Cylinder Head Gasket Set
Juego De Juntas De La Culata

10-150

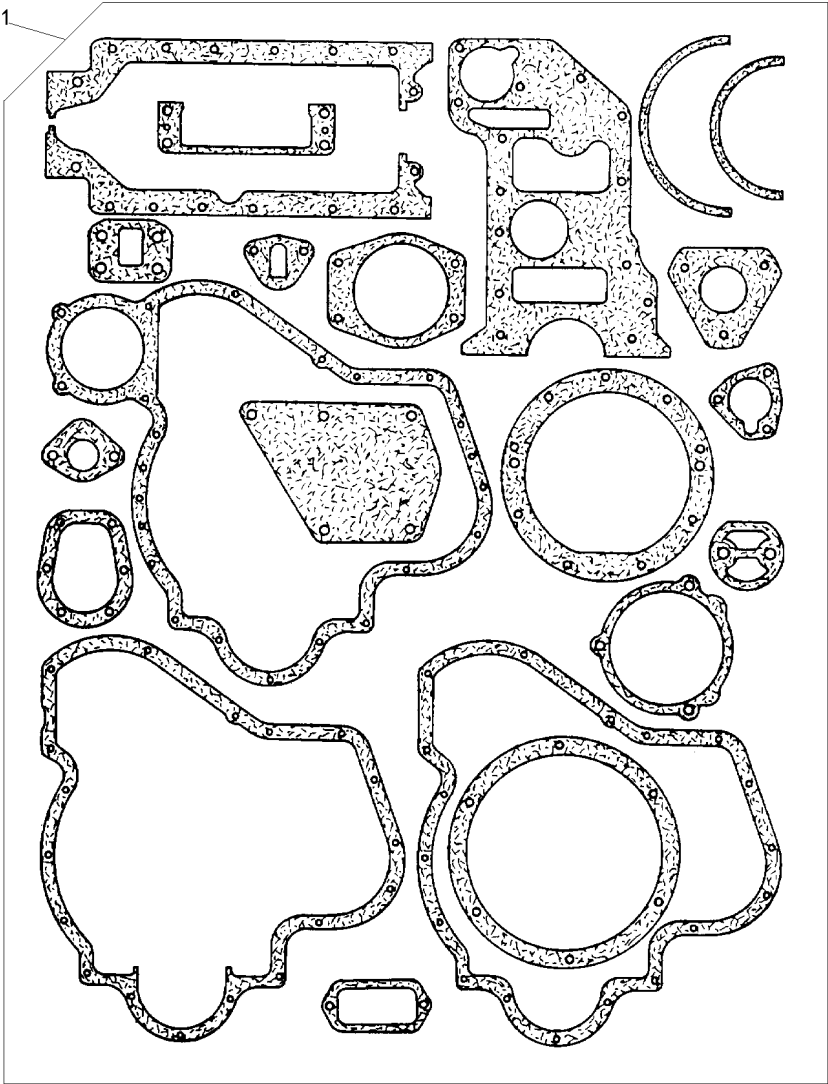
1 748008M91 X JG.JUNTAS KIT, GASKET JGO.EMPAQUETAD.

1



Jogo De Juntas Do Bloco
Cylinder Block Gasket Set
Juego De Juntas Del Bloque

10-155



1 747185M91

X JG.JUNTAS

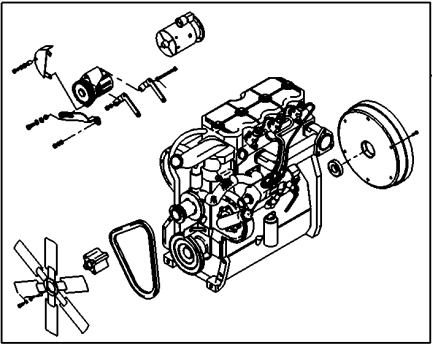
KIT, GASKET

JGO.EMPAQUETAD.

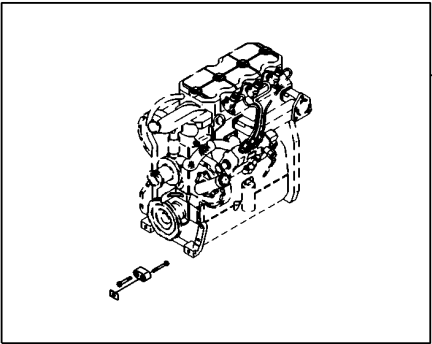
Instalação Do Motor
Engine Installation
Instalacion Motor

10-160

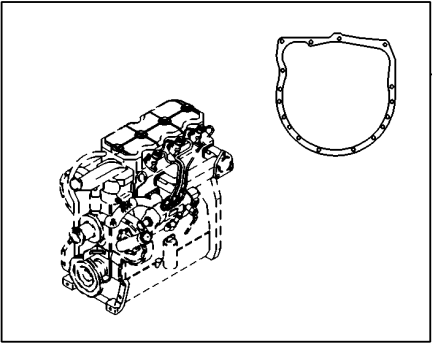
Com Motor Simpsons
With Simpsons Engine
Con Motor Simpsons



1



2



3

- 1 6214195M91
- 2 6214196M91
- 3 048637N1

- 10-165 No
- 10-175 No
- 25-15 No

- 1 CJ. MOTOR
- 1 CJ. FIXAÇÃO
- 1 CJ. FIXAÇÃO

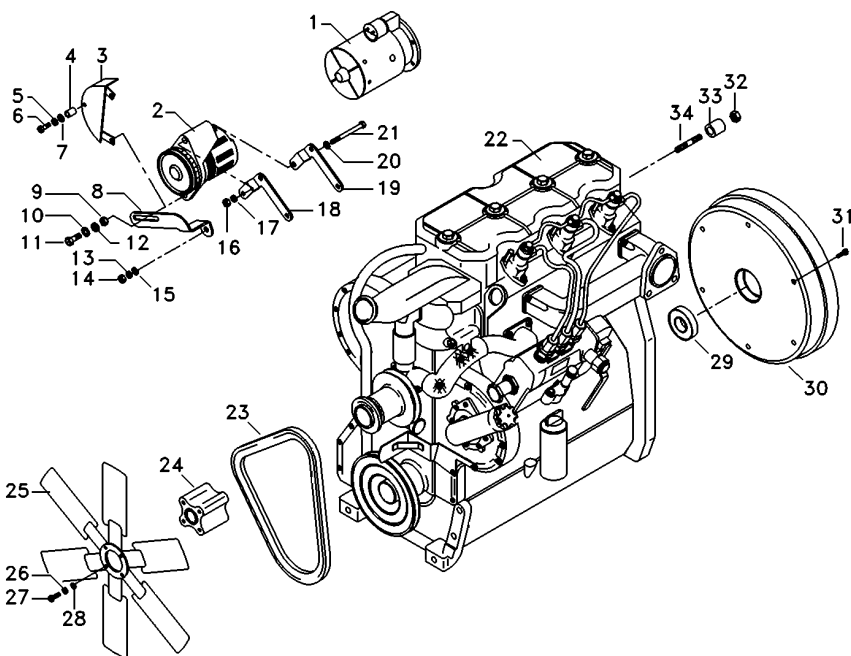
- KIT, MOTOR
- KIT, CATCH
- KIT, CATCH

- JUEGO MOTOR
- JUEGO FIJADOR
- JUEGO FIJADOR










Instalação Do Motor Engine Installation Instalacion Motor

10-165

Com Motor Simpsons - Escapamento Horizontal
With Simpsons Engine - Horizontal Exhaust
Con Motor Simpsons - Descarga Horizontal



- [illegible]

-  10-170 No
 10-110 No
 250408C001160
 10-250 No
 250408C001161
 10-110 No
 250208C000627
 10-250 No
 250208C000628

- 1 MOTOR PARTIDA
1 ALTERNADOR

1 ALTERNADOR

1 ALTERNADOR

1 ALTERNADOR

1 PROTEÇÃO
1 ESPAÇADOR
1 ARRUELA
1 PARAFUSO
1 ARRUELA
1 ESTICADOR
1 PORCA
1 ARRUELA
1 PARAFUSO
1 ARRUELA
1 ARRUELA
1 PORCA
1 ARRUELA
1 PORCA
1 ARRUELA
1 SUPORTE
1 SUPORTE
1 ARRUELA
1 PARAFUSO
1 C.J. MOTOR
1 MOTOR PARCIAL
1 MOTOR PARCIAL
1 MOTOR PARCIAL
1 MOTOR PARCIAL
1 MOTOR PARCIAL
1 MOTOR PARCIAL
1 MOTOR PARCIAL
1 MOTOR PARCIAL
1 MOTOR PARCIAL
1 MOTOR PARCIAL
1 MOTOR PARCIAL
1 MOTOR PARCIAL
1 MOTOR PARCIAL
1 MOTOR PARCIAL
1 CORREIA
1 EXTENSÃO
1 HÉLICE
4 ARRUELA
4 PARAFUSO
4 ARRUELA
1 ROLAMENTO
1 C.J. VOLANTE

- STARTERMOTOR
ALTERNATOR

ALTERNATOR

ALTERNATOR

GUARD
SPACER
WASHER
BOLT
WASHER
TURNBUCKLE
NUT
WASHER
BOLT
WASHER
WASHER
NUT
WASHER
NUT

WASHER
BRACKET
BRACKET
WASHER
BOLT
KIT, MOTOR
SHORT ENGINE
SHORT ENGINE
SHORT ENGINE
SHORT ENGINE
SHORT ENGINE
SHORT ENGINE
SHORT ENGINE
SHORT ENGINE
SHORT ENGINE
SHORT ENGINE
SHORT ENGINE
SHORT ENGINE
BELT
EXTENSION
FAN
WASHER
BOLT
WASHER
BEARING
FLYWHEEL ASSY.

- MOTOR ARRANQUE
ALTERNADOR

ALTERNADOR

ALTERNADOR

DEFENSA
PIEZA DISTANCIA
ARANDELA
PERNO
ARANDELA
TORNQUETE
TUERCA
ARANDELA
PERNO
ARANDELA
ARANDELA
TUERCA
ARANDELA
TUERCA
ARANDELA
TUERCA
SOPORTE
SOPORTE
ARANDELA
PERNO
JUEGO MOTOR
BLOQUE EMBIELADO
BLOQUE EMBIELADO
BLOQUE EMBIELADO
BLOQUE EMBIELADO
BLOQUE EMBIELADO
BLOQUE EMBIELADO
BLOQUE EMBIELADO
BLOQUE EMBIELADO
BLOQUE EMBIELADO
BLOQUE EMBIELADO
BLOQUE EMBIELADO
BLOQUE EMBIELADO
CORREA
EXTENSION
VENTILADOR
ARANDELA
PERNO
ARANDELA
COJINETE
CJTO.DE VOLANTE

6214195M91	0115Z035	C025002 E06 (1)	06/09	10-165
------------	----------	-----------------	-------	--------

- 10-125 No

Instalação Do Motor
Engine Installation
Instalacion Motor

10-165

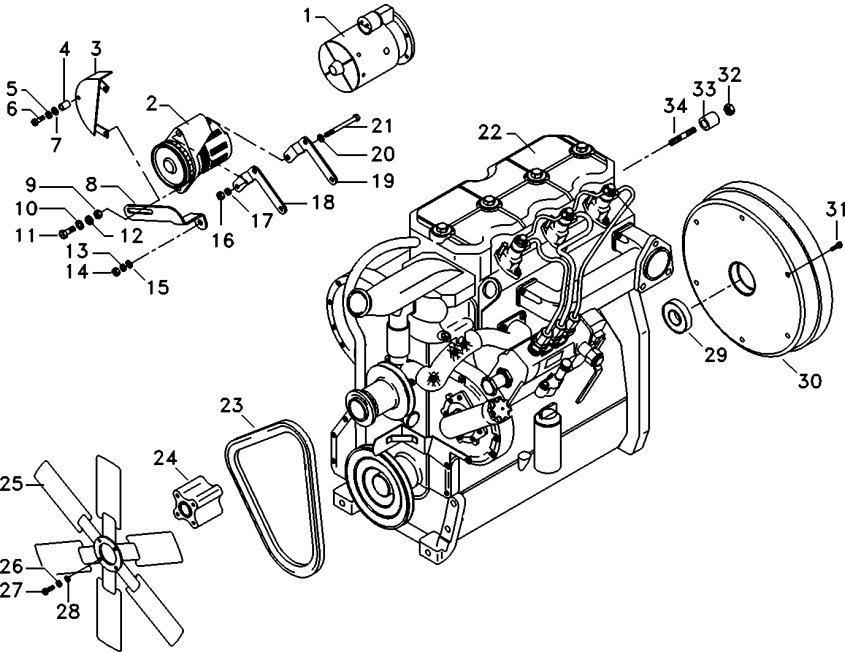
Com Motor Simpsons - Escapamento Horizontal
With Simpsons Engine - Horizontal Exhaust
Con Motor Simpsons - Descarga Horizontal

- 31 1441339X1
- 32 3019124X1
- 33 048573P1
- 34 061748P1

- 6 PARAFUSO
- 4 PORCA
- 2 ESPAÇADOR
- 2 PRISIONEIRO

- BOLT
- NUT
- SPACER
- STUD

- PERNO
- TUERCA
- PIEZA DISTANCIA
- ESPARRAGO



Motor De Partida
Starter Motor
Motor Arranque

Iskra
Iskra
Iskra

10-170

Com Motor Simpsons - Escapamento Horizontal
With Simpsons Engine - Horizontal Exhaust
Con Motor Simpsons - Descarga Horizontal

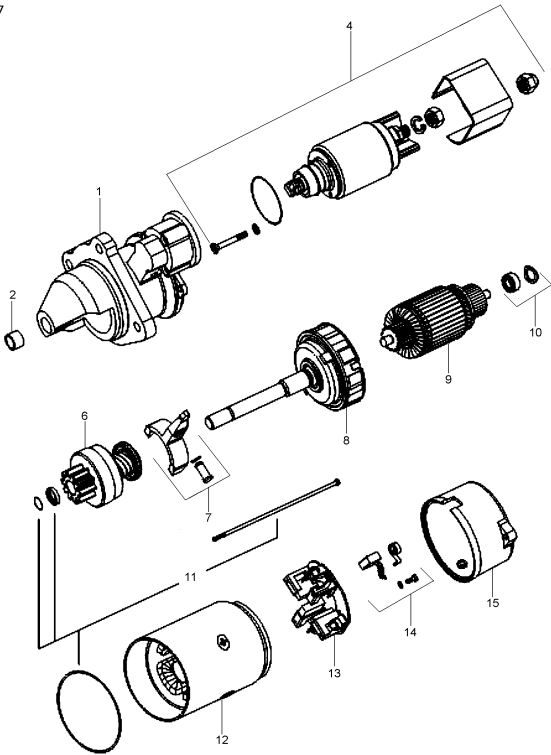
- 1 6231031M1
- 2 3903761M1
- 4 6231033M91
- 6 6231034M1
- 7 6231035M1
- 9 6231036M1
- 10 6231037M91
- 11 6231038M91
- 12 6231039M1
- 13 6231040M91
- 14 6231041M91
- 15 6231042M1
- 16
- 17
- 18 3821819M91

12V - 4,2 kW

- 1 MANCAL
- 1 BUCHA
- 1 CJ. SOLENÓIDE
- 1 IMPULSOR
- 1 ALAVANCA
- 1 INDUZIDO
- 1 CJ. ROLAMENTO
- 1 CJ. ESCOVA
- 1 ESTATOR
- 1 CJ. ESCOVA
- 1 CJ. MOLA
- 1 TAMPA
- 1 PROTETOR
- 1 PINHÃO
- 1 MOTOR PARTIDA

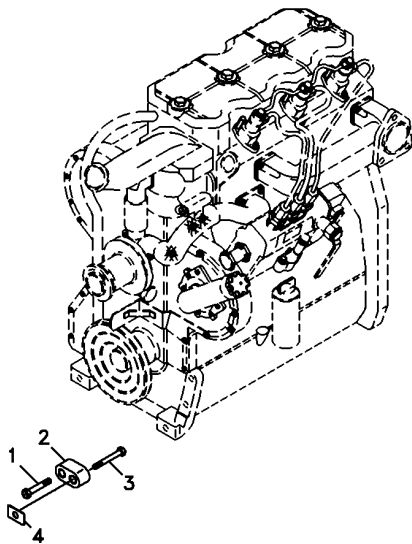
- BEARING
- BUSH
- KIT, SOLENOID
- IMPELLER
- LEVER
- ARMATURE
- BEARING ASSY
- KIT, BRUSH
- STATOR
- KIT, BRUSH
- KIT, SPRING
- COVER
- PROTECTOR
- PINION
- STARTERMOTOR

- COJINETE
- CASQUILLO
- JGO SOLENOIDE
- TURBINA IMPULS.
- PALANCA
- INDUCIDO
- RODAMIENTO RAD
- ESCOBILLAS JUEGO
- ESTATOR
- ESCOBILLAS JUEGO
- RESORTE JUEGO
- CUBIERTA
- PROTECTOR
- PINON
- MOTOR ARRANQUE



Fixação Do Motor
Fixation Engine
Fixacion Motor

10-175



- 1 3009313X1
- 2 1695391M2
- 3 369363X1
- 4 894825M1
- 4 894826M1
- 4 1660192M1

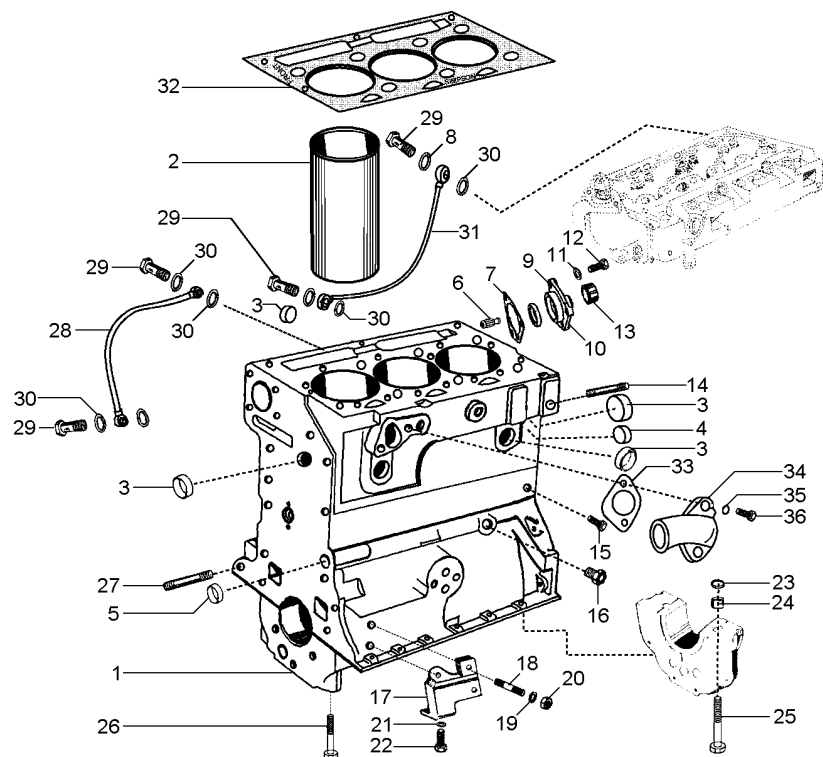
M16 x 2 x 90

0,25mm
0,50mm
0,10mm

- 1 PARAFUSO
- 1 ESPAÇADOR
- 1 PARAFUSO
- X CALÇO
- X CALÇO
- X CALÇO

BOLT
SPACER
BOLT
SHIM
SHIM
SHIM

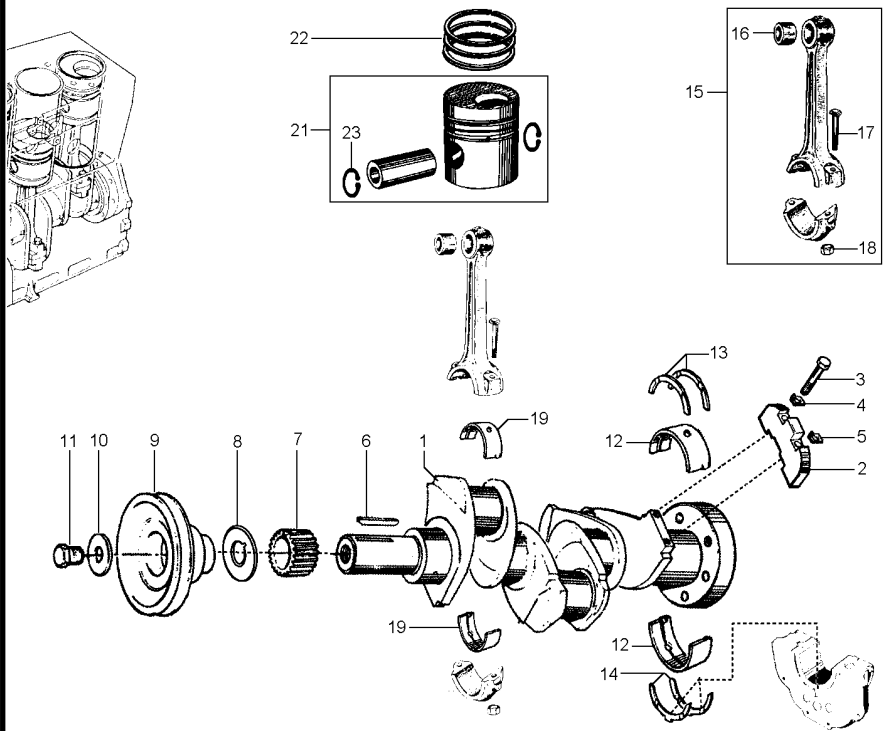
PERNO
PIEZA DISTANCIA
PERNO
CALCE
CALCE
CALCE



- 1 3604468M1
- 2 3604426M91
- 3 3604583M1
- 4 3604582M1
- 5 3604738M91
- 6 3604631M1
- 7 3604486M1
- 8 3604685M1
- 9 3604653M1
- 10 3604677M1
- 11 3604596M1
- 12 3604655M1
- 12 3604656M1
- 13 3604627M1
- 14 3604728M1
- 15 3604625M1
- 16 3604507M1
- 17 3604539M1
- 18 3604670M1
- 19 3604597M1
- 20 3604649M1
- 21 3604598M1
- 22 3604661M1
- 23 3604510M1
- 24 3604536M1
- 25 3604537M1
- 26 3604538M1
- 27 3604666M1
- 28 3604690M1
- 29 3604509M1
- 30 3604508M1
- 31 3604676M1
- 32 3604474M1
- 33 3604488M1
- 34 3604642M1
- 35 3604599M1
- 36 3604656M1

3604469M1

- | | | |
|-------------------|----------------|------------------|
| 1 BLOCO CILINDROS | CYLINDER BLOCK | BLOQUE CILINDROS |
| 3 CAMISA | LINER | CAMISA |
| 5 BUJÃO | PLUG | TAPON |
| 1 BUJÃO | PLUG | TAPON |
| 1 BUJÃO | PLUG | TAPON |
| 1 PINO | PIN | PASADOR |
| 1 JUNTA | GASKET | EMPAQUETADURA. |
| 1 ARRUELA | WASHER | ARANDELA |
| 1 RETENTOR | SEAL | RETEN |
| 1 TAMPA | COVER | CUBIERTA |
| 3 ARRUELA | WASHER | ARANDELA |
| 1 PARAFUSO | BOLT | PERNO |
| 2 PARAFUSO | BOLT | PERNO |
| 1 CAPA | BOOT | PROTECCION |
| 1 PRISIONEIRO | STUD | ESPARRAGO |
| 1 PARAFUSO | BOLT | PERNO |
| 1 ADAPTADOR | ADAPTOR | ADAPTADOR |
| 1 SUPORTE | BRACKET | SOPORTE |
| 2 PRISIONEIRO | STUD | ESPARRAGO |
| 2 ARRUELA | WASHER | ARANDELA |
| 1 PORCA | NUT | TUERCA |
| 2 ARRUELA | WASHER | ARANDELA |
| 1 PARAFUSO | BOLT | PERNO |
| 2 ANEL "O" | O RING | JUNTA TORICA |
| 2 BUCHA | BUSH | CASQUILLO |
| 2 PARAFUSO | BOLT | PERNO |
| 6 PARAFUSO | BOLT | PERNO |
| 1 PRISIONEIRO | STUD | ESPARRAGO |
| 1 MANGUEIRA | HOSE | FLEXIBLE |
| 4 PARAFUSO BANJO | BANJO BOLT | TORNILLO DIFER |
| 8 ARRUELA | WASHER | ARANDELA |
| 1 MANGUEIRA | HOSE | FLEXIBLE |
| 1 JUNTA | GASKET | EMPAQUETADURA. |
| 1 JUNTA | GASKET | EMPAQUETADURA. |
| 1 BOCAL | FILLER | RELLENADOR |
| 2 ARRUELA | WASHER | ARANDELA |
| 2 PARAFUSO | BOLT | PERNO |



- 1 3604457M1
- 2 3604511M1
- 3 3604512M1
- 4 3604513M1
- 5 3604514M1
- 6 3604515M1
- 7 3604574M1
- 8 3604748M91
- 9 3604706M1
- 10 3604628M1
- 11 3604717M1
- 12 3604429M1
- 12 3604430M1
- 12 3604431M1
- 12 3604432M1
- 13 3604437M1
- 13 3604438M1
- 14 3604437M1
- 14 3604438M1
- 15 3604445M91
- 16 3604562M1
- 17 3604518M1
- 18 3604427M1
- 19 3604433M1
- 19 3604434M1
- 19 3604435M1
- 19 3604436M1
- 21 3604425M91
- 22 3604424M91
- 23 3604567M1

0,010"
0,020"
0,030"

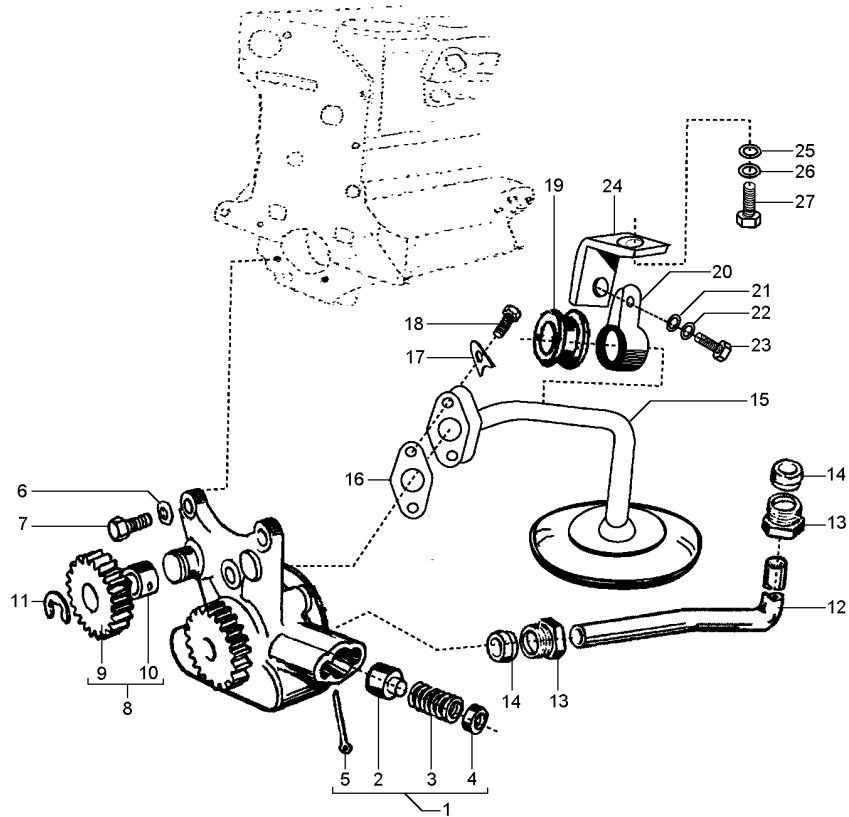
0,007"
STD
3604437M1 (kit)
0,007"
3604438M1 (kit)

15 3604428M1

Std
0,010"
0,020"
0,030"

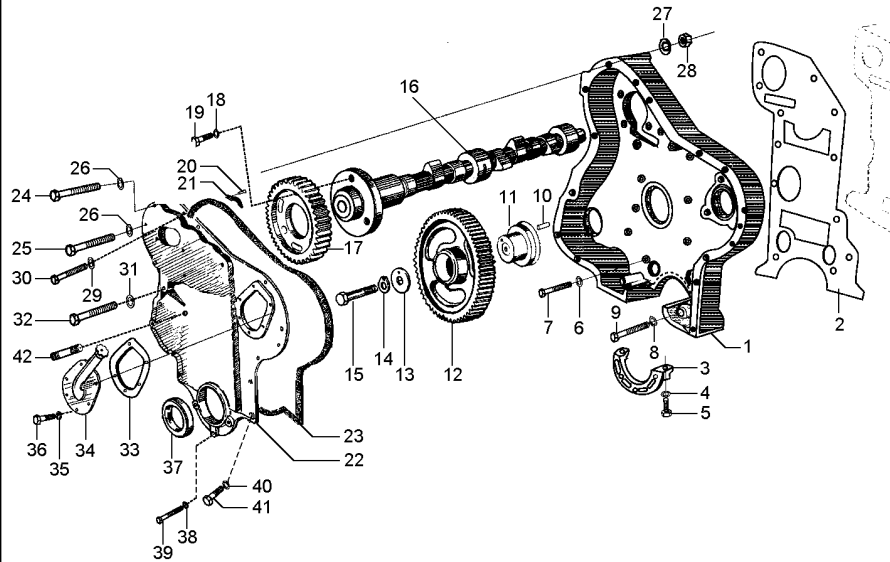
21

1	VIRABREQUIM	CRANKSHAFT	CIGUENAL
3	CONTRA PESO	COUNTERWEIGHT	CONTRAPESO
4	PARAFUSO	BOLT	PERNO
2	ANEL TRAVA	CIRCLIP	CIRCULITO
2	PRESILHA	STAPLE	GRAPA
1	CHAVETA	KEY	CLAVE
1	ENGR.VIRABREQUIM	GEAR,CRANKSHAFT	ENGR. CIG-EGAL
1	ARRUELA	WASHER	ARANDELA
1	POLIA	PULLEY	POLEA
1	ARRUELA	WASHER	ARANDELA
1	PARAFUSO	BOLT	PERNO
1	MANCAL	BEARING	COJINETE
1	MANCAL	BEARING	COJINETE
1	MANCAL	BEARING	COJINETE
1	MANCAL	BEARING	COJINETE
2	ARRUELA	WASHER	ARANDELA
2	ARRUELA	WASHER	ARANDELA
2	ARRUELA	WASHER	ARANDELA
2	ARRUELA	WASHER	ARANDELA
3	CJ. BIELA	KIT, CONROD	JUEGO DE BIELA
3	BUCHA	BUSH	CASQUILLO
6	PARAFUSO	BOLT	PERNO
6	PORCA	NUT	TUERCA
6	BRONZINA BIELA	BIG END BEARING	COJ.CAB.BIELA
6	BRONZINA BIELA	BIG END BEARING	COJ.CAB.BIELA
6	BRONZINA BIELA	BIG END BEARING	COJ.CAB.BIELA
6	BRONZINA BIELA	BIG END BEARING	COJ.CAB.BIELA
3	CJ. PISTÃO	KIT, PISTON	JUEGO DE PISTON
3	ANEL	RING	ARO
2	ANEL TRAVA	CIRCLIP	CIRCULITO



1	3604441M91	
2	3604626M1	1
3	3604623M1	1
4	3604629M1	1
5	3604580M1	1
6	3604596M1	
7	3604656M1	M8 x 1.25
8	3604500M91	
9	3604620M1	8
10	3604564M1	8
11	3604501M1	
12	3604634M1	
13	3604704M1	
14	3604577M1	
15	3604693M1	
16	3604576M1	
17	3604602M1	
18	3604709M1	
19	3604632M1	
20	3604638M1	
21	3604592M1	
22	3604595M1	
23	3604716M1	M6 x 1
24	3604688M1	
25	3604592M1	
26	3604595M1	
27	3604716M1	M6 x 1

1	BOMBA DE ÓLEO	OIL PUMP	BOMBA DE ACEITE
1	BUCHA	BUSH	CASQUILLO
1	MOLA	SPRING	RESORTE
1	CALÇO	SHIM	CALCE
1	CONTRAPINO	DOWEL	CENTRAJE
3	ARRUELA	WASHER	ARANDELA
3	PARAFUSO	BOLT	PERNO
1	CJ. ENGRENAGEM	KIT, GEAR	ENGRANAJES JUEGO
1	ENGRENAGEM	GEAR	ENGRANAJE
1	BUCHA	BUSH	CASQUILLO
1	ANEL TRAVA	CIRCLIP	CIRCULITO
1	TUBO	PIPE	CANO
2	CONEXÃO	CONNECTION	CONEXION
2	OLIVA	OLIVE	OLIVA
1	TUBO	PIPE	CANO
1	JUNTA	GASKET	EMPAQUETADURA.
2	ARRUELA	WASHER	ARANDELA
2	PARAFUSO	BOLT	PERNO
1	BUCHA	BUSH	CASQUILLO
1	BRAÇADEIRA	CLAMP	ABRAZADERA
1	ARRUELA	WASHER	ARANDELA
1	ARRUELA	WASHER	ARANDELA
1	PARAFUSO	BOLT	PERNO
1	SUORTE	BRACKET	SOPORTE
1	ARRUELA	WASHER	ARANDELA
1	ARRUELA	WASHER	ARANDELA
1	PARAFUSO	BOLT	PERNO



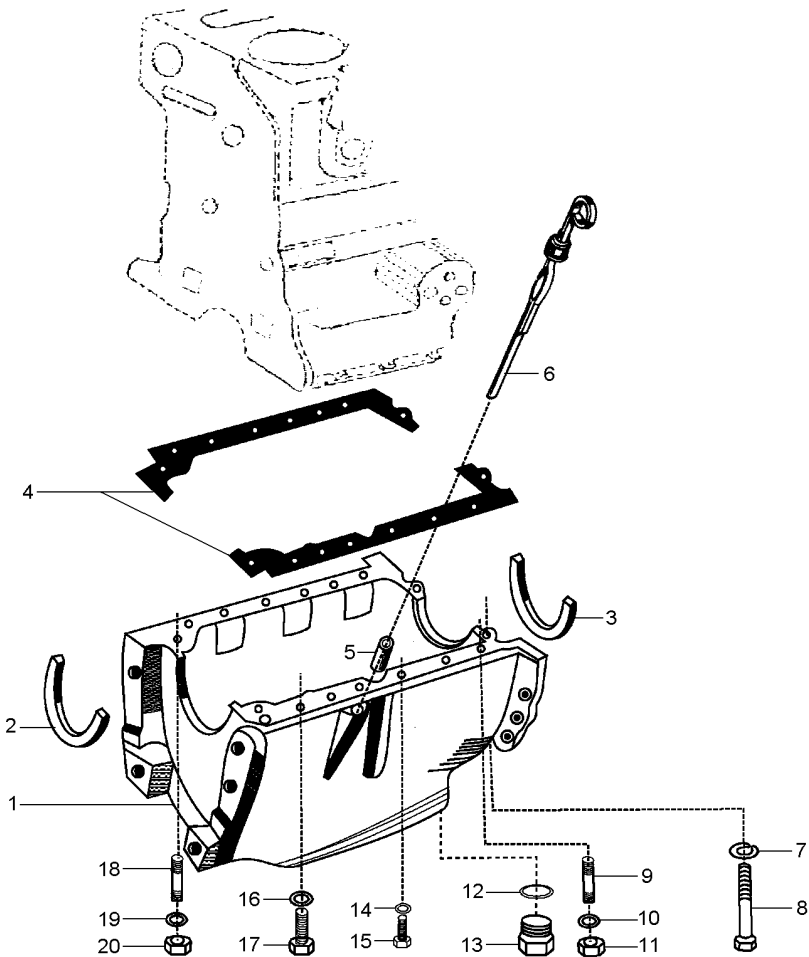
- 1 3604517M1
- 2 3604460M1
- 3 3604461M1
- 4 3604609M1
- 5 3604713M1
- 6 3604596M1
- 7 3604660M1
- 8 3604596M1
- 9 3604712M1
- 10 3604521M1
- 11 3604607M1
- 12 3604686M1
- 13 3604605M1
- 14 3604505M1
- 15 3604657M1
- 16 3604462M1
- 17 3604463M1
- 18 3604596M1
- 19 3604656M1
- 20 3604585M1
- 21 3604464M1
- 22 3604694M1
- 23 3604494M1
- 24 3604662M1
- 25 3604710M1
- 26 3604565M1
- 27 3604596M1
- 28 3604703M1
- 29 3604596M1
- 30 3604709M1
- 31 3604675M1
- 32 3604714M1
- 33 3604483M1
- 34 3604692M1
- 35 3604595M1
- 36 3604716M1
- 37 3604418M1
- 38 3604596M1
- 39 3604711M1
- 40 3604595M1
- 41 3604708M1
- 42 3604728M1
- 43 3604367M1

M8 x 1.25

M10 x 1.50

M6 x 1

1 CX. DISTRIBUIÇÃO	TIMING CASE	CAJA ENGRAN DIS
1 JUNTA	GASKET	EMPAQUETADURA.
1 MANCAL	BEARING	COJINETE
2 ARRUELA	WASHER	ARANDELA
2 PARAFUSO	BOLT	PERNO
12 ARRUELA	WASHER	ARANDELA
12 PARAFUSO	BOLT	PERNO
2 ARRUELA	WASHER	ARANDELA
2 PARAFUSO	BOLT	PERNO
1 PINO	PIN	PASADOR
1 FLANGE	FLANGE	PLETINA
1 ENGRENAGEM	GEAR	ENGRANAJE
1 CALÇO	SHIM	CALCE
1 ARRUELA	WASHER	ARANDELA
1 PARAFUSO	BOLT	PERNO
1 EIXO	SHAFT	ARBOL
1 ENGRENAGEM	GEAR	ENGRANAJE
3 ARRUELA	WASHER	ARANDELA
3 PARAFUSO	BOLT	PERNO
1 PARAFUSO	BOLT	PERNO
1 TRAVA	LOCK	RETENEDOR
1 TAMPA	COVER	CUBIERTA
1 JUNTA	GASKET	EMPAQUETADURA.
2 PARAFUSO	BOLT	PERNO
1 PARAFUSO	BOLT	PERNO
3 ARRUELA	WASHER	ARANDELA
3 ARRUELA	WASHER	ARANDELA
3 PORCA	NUT	TUERCA
2 ARRUELA	WASHER	ARANDELA
2 PARAFUSO	BOLT	PERNO
2 ARRUELA	WASHER	ARANDELA
2 PARAFUSO	BOLT	PERNO
1 JUNTA	GASKET	EMPAQUETADURA.
1 FLANGE	FLANGE	PLETINA
6 ARRUELA	WASHER	ARANDELA
6 PARAFUSO	BOLT	PERNO
1 RETENTOR	SEAL	RETEN
3 ARRUELA	WASHER	ARANDELA
3 PARAFUSO	BOLT	PERNO
8 ARRUELA	WASHER	ARANDELA
9 PARAFUSO	BOLT	PERNO
1 PRISIONEIRO	STUD	ESPARRAGO
1 PINO	PIN	PASADOR



- 1 3604498M1
- 2 3604477M1
- 3 3604478M1
- 4 3604479M1
- 5 3604671M1
- 6 3604519M1
- 7 3604596M1
- 8 3604722M1
- 9 3604730M1
- 10 3604596M1
- 11 3604701M1
- 12 3604654M1
- 13 3604497M1
- 14 3604596M1
- 15 3604721M1
- 16 3604674M1
- 17 3604663M1
- 18 3604369M1
- 19 3604674M1
- 20 3604701M1

M8 x 1.25

M8 x 1.25

M8 x 1.25

M8 x 1.25

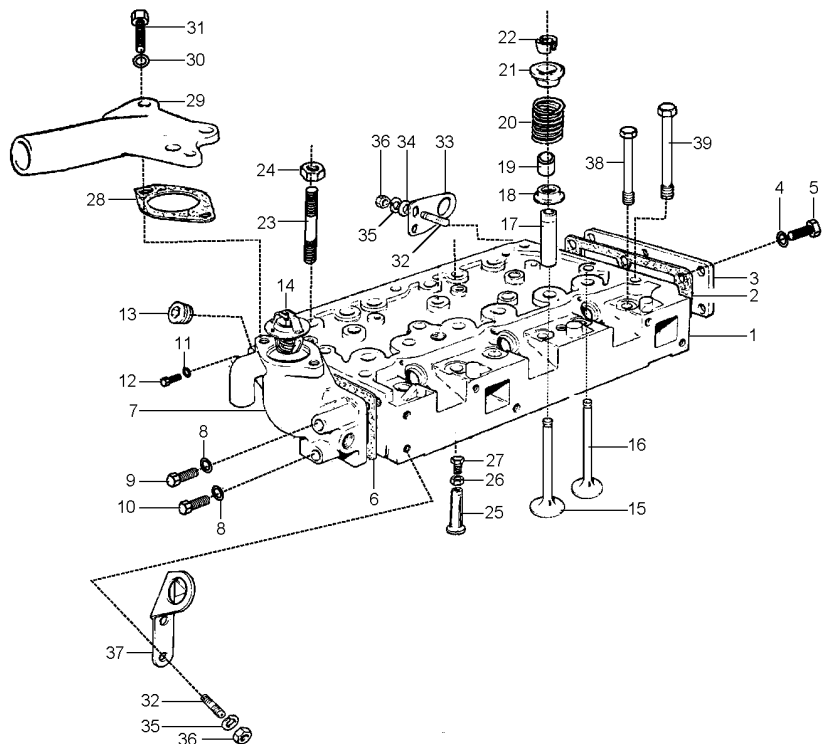
- 1 CARCAÇA
- 1 JUNTA
- 1 JUNTA
- 1 JUNTA
- 1 TUBO
- 1 VARETA
- 2 ARRUELA
- 2 PARAFUSO
- 2 PRISIONEIRO
- 2 ARRUELA
- 2 PORCA
- 1 ANEL "O"
- 1 BUJÃO
- 6 ARRUELA
- 6 PARAFUSO
- 4 ARRUELA
- 4 PARAFUSO
- 2 PRISIONEIRO
- 2 ARRUELA
- 2 PORCA

- HOUSING
- GASKET
- GASKET
- GASKET
- PIPE
- ROD
- WASHER
- BOLT
- STUD
- WASHER
- NUT
- O RING
- PLUG
- WASHER
- BOLT
- WASHER
- BOLT
- STUD
- WASHER
- NUT

- ALOJAMIENTO
- EMPAQUETADURA.
- EMPAQUETADURA.
- EMPAQUETADURA.
- CANO
- VARILLA
- ARANDELA
- PERNO
- ESPARRAGO
- ARANDELA
- TUERCA
- JUNTA TORICA
- TAPON
- ARANDELA
- PERNO
- ARANDELA
- PERNO
- ESPARRAGO
- ARANDELA
- TUERCA

Instalação Do Motor
Engine Installation
Instalacion Motor

10-205



- 1 3604452M1
- 2 3604491M1
- 3 3604604M1
- 4 3604596M1
- 5 3604656M1
- 6 3604492M1
- 7 3604450M1
- 8 3604675M1
- 9 3604720M1
- 10 3604659M1
- 11 3604675M1
- 12 3604658M1
- 13 3604610M1
- 14 3604412M1
- 15 3604524M1
- 16 3604421M1
- 17 3604422M1
- 18 3604630M1
- 19 3604423M1
- 20 3604588M1
- 21 3604566M1
- 22 3604571M1
- 23 3604455M1
- 24 3604427M1
- 25 3604590M1
- 26 3604579M1
- 27 3604586M1
- 28 3604485M1
- 29 3604456M1
- 30 3604675M1
- 31 3604658M1
- 32 3604724M1
- 33 3604678M1
- 34 3604594M1
- 35 3604675M1
- 36 3604702M1
- 37 3604679M1
- 38 3604454M1
- 39 3604453M1

M8 x 1.25

M10 x 1.5

3604476M1 (kit)
3604476M1 (kit)

M10 x 1.5

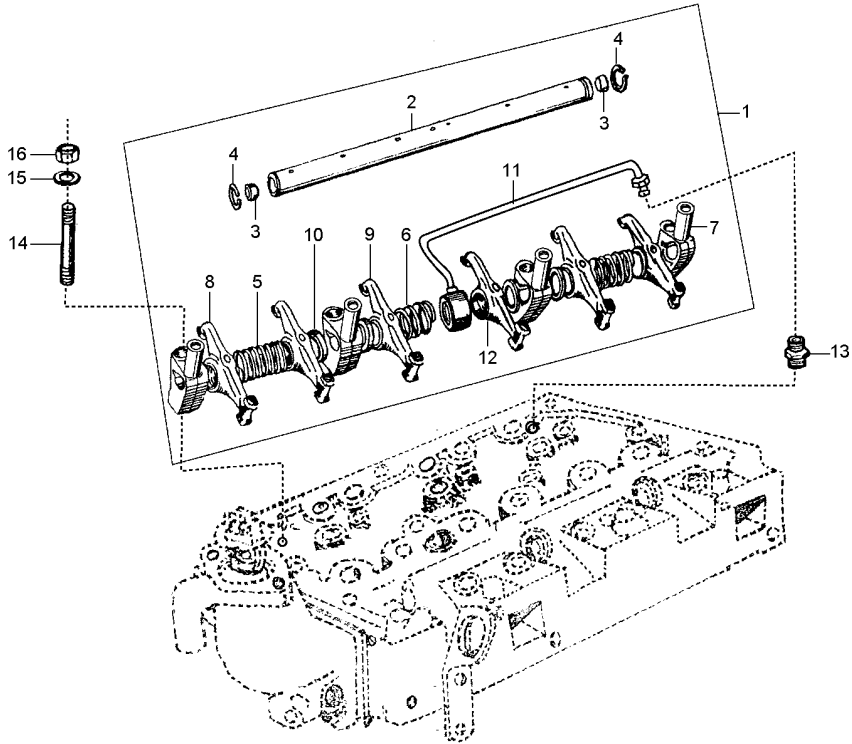
M10 x 1.5

M10 x 1.25

- 1 CABEÇOTE
- 1 JUNTA
- 1 TAMPA
- 6 ARRUELA
- 6 PARAFUSO
- 1 JUNTA
- 1 CARCAÇA
- 2 ARRUELA
- 1 PARAFUSO
- 1 PARAFUSO
- 3 ARRUELA
- 3 PARAFUSO
- 1 BUJÃO
- 1 TERMOSTATO
- 3 VÁLVULA
- 3 VÁLVULA
- 6 GUIA
- 6 ARRUELA
- 6 RETENTOR
- 6 MOLA
- 6 CAPA
- 6 ANEL TRAVA
- 3 PRISIONEIRO
- 3 PORCA
- 6 TUCHO
- 6 PORCA
- 6 PARAFUSO
- 1 JUNTA
- 1 CONEXÃO
- 2 ARRUELA
- 2 PARAFUSO
- 4 PRISIONEIRO
- 1 ALÇA
- 2 ARRUELA
- 4 ARRUELA
- 4 PORCA
- 1 ALÇA
- 6 PARAFUSO
- 9 PARAFUSO

- HEAD
- GASKET
- COVER
- WASHER
- BOLT
- GASKET
- HOUSING
- WASHER
- BOLT
- BOLT
- WASHER
- BOLT
- PLUG
- THERMOSTAT
- VALVE
- VALVE
- GUIDE
- WASHER
- SEAL
- SPRING
- BOOT
- CIRCLIP
- STUD
- NUT
- TAPPET
- NUT
- BOLT
- GASKET
- CONNECTION
- WASHER
- BOLT
- STUD
- STRAP
- WASHER
- WASHER
- NUT
- STRAP
- BOLT
- BOLT

- CULATA
- EMPAQUETADURA.
- CUBIERTA
- ARANDELA
- PERNO
- EMPAQUETADURA.
- ALOJAMIENTO
- ARANDELA
- PERNO
- PERNO
- ARANDELA
- PERNO
- TAPON
- TERMOSTATO
- VALVULA
- VALVULA
- GUIA
- ARANDELA
- RETEN
- RESORTE
- PROTECCION
- CIRCULITO
- ESPARRAGO
- TUERCA
- TAQUET
- TUERCA
- PERNO
- EMPAQUETADURA.
- CONEXION
- ARANDELA
- PERNO
- ESPARRAGO
- FAJA
- ARANDELA
- ARANDELA
- TUERCA
- FAJA
- PERNO
- PERNO



- 1 3604466M1
- 2 3604467M1
- 3 3604581M1
- 4 3604568M1
- 5 3604587M1
- 6 3604589M1
- 7 3604465M1
- 8 3604644M1
- 9 3604645M1
- 10 3604520M1
- 11 3604635M1
- 12 3604563M1
- 13 3604570M1
- 14 3604729M1
- 15 3604702M1

1

1

1

1

1

1

1

1

1

1

1

1

1



3604439M1

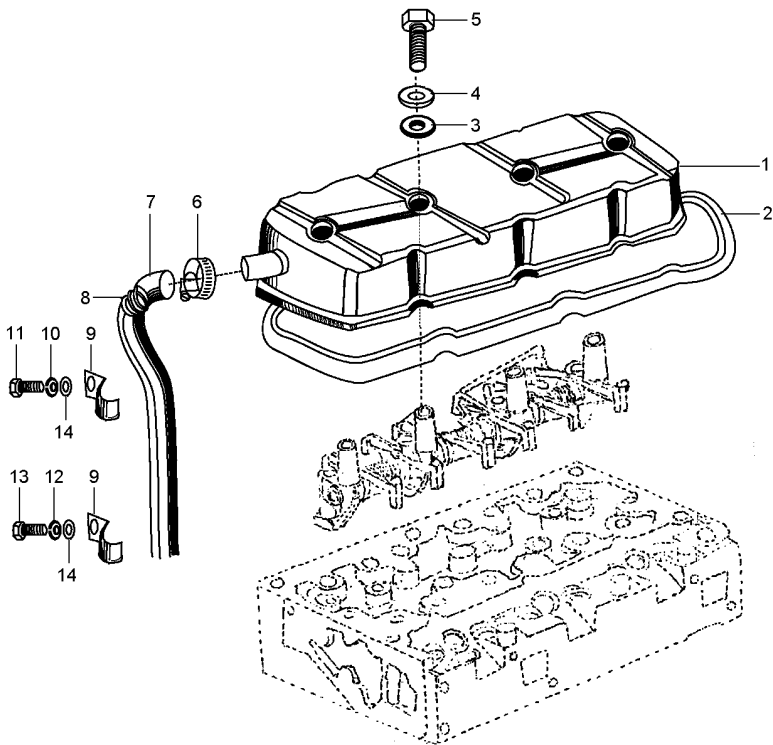
3604440M1

M10 x 1.5

- 1 BALANCEIRO
- 1 EIXO
- 2 BUCHA
- 2 ANEL TRAVA
- 2 MOLA
- 1 MOLA
- 4 SUPORTE
- 3 BALANCEIRO
- 3 BALANCEIRO
- 4 ESPAÇADOR
- 1 TUBO
- 6 BUCHA
- 1 CONEXÃO
- 4 PRISIONEIRO
- 4 PORCA

- ROCKER
- SHAFT
- BUSH
- CIRCLIP
- SPRING
- SPRING
- BRACKET
- ROCKER
- ROCKER
- SPACER
- PIPE
- BUSH
- CONNECTION
- STUD
- NUT

- BALANCIN
- ARBOL
- CASQUILLO
- CIRCULITO
- RESORTE
- RESORTE
- SOPORTE
- BALANCIN
- BALANCIN
- PIEZA DISTANCIA
- CANO
- CASQUILLO
- CONEXION
- ESPARRAGO
- TUERCA



- 1 3604451M1
 2 3604417M1
 3 3604448M1
 4 3604601M1
 5 3604656M1
 6 3604569M1
 7 3604633M1
 8 3604624M1
 9 3604637M1
 10 3604596M1
 11 3604718M1
 12 3604592M1
 13 3604708M1
 14 3604595M1

M8 x 1.25

M8 X 1.25

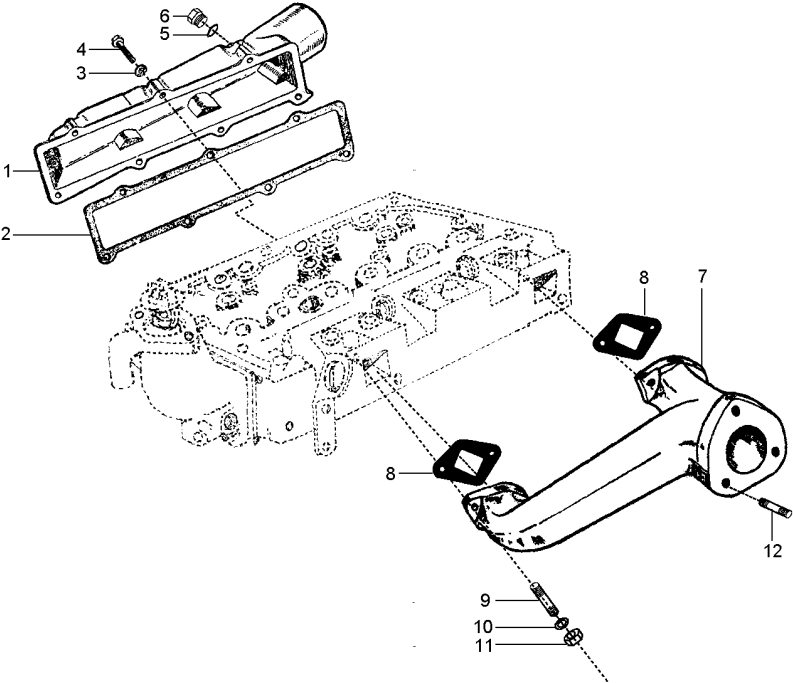
- 1 TAMPA
 1 JUNTA
 4 ANEL
 4 ARRUELA
 4 PARAFUSO
 1 BRAÇADEIRA
 1 TUBO
 1 MOLA
 2 BRAÇADEIRA
 1 ARRUELA
 1 PARAFUSO
 1 ARRUELA
 1 PARAFUSO
 1 ARRUELA

- COVER
 GASKET
 RING
 WASHER
 BOLT
 CLAMP
 PIPE
 SPRING
 CLAMP
 WASHER
 BOLT
 WASHER
 BOLT
 WASHER

- CUBIERTA
 EMPAQUETADURA.
 ARO
 ARANDELA
 PERNO
 ABRAZADERA
 CANO
 RESORTE
 ABRAZADERA
 ARANDELA
 PERNO
 ARANDELA
 PERNO
 ARANDELA

Instalação Do Motor
 Engine Installation
 Instalacion Motor

10-220

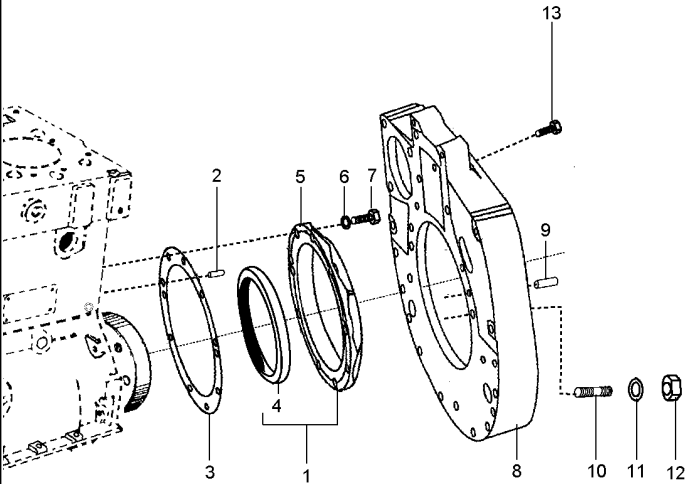


- 1 3604473M1
- 2 3604493M1
- 3 3604595M1
- 4 3604707M1
- 5 3604600M1
- 6 3604584M1
- 7 3604472M1
- 8 3604482M1
- 9 3604665M1
- 10 3604675M1
- 11 3604701M1
- 12 3604723M1

M8 x 1.25

M10 x 1.5

- | | | |
|--------------------|------------------|------------------|
| 1 COLETOR ADMISSÃO | INDUCT.MANIFOLD | COLECTOR ADMISI. |
| 1 JUNTA | GASKET | EMPAQUETADURA. |
| 7 ARRUELA | WASHER | ARANDELA |
| 7 PARAFUSO | BOLT | PERNO |
| 1 ARRUELA | WASHER | ARANDELA |
| 1 BUJÃO | PLUG | TAPON |
| 1 COLETOR ESCAPE | EXHAUST MANIFOLD | COLECTOR ESCAPE |
| 2 JUNTA | GASKET | EMPAQUETADURA. |
| 4 PRISIONEIRO | STUD | ESPARRAGO |
| 4 ARRUELA | WASHER | ARANDELA |
| 4 PORCA | NUT | TUERCA |
| 3 PRISIONEIRO | STUD | ESPARRAGO |



- 1 3604446M91
- 2 3604572M1
- 3 3604480M1
- 4 3604614M1
- 5 3604447M1
- 6 3604596M1
- 7 3604656M1
- 8 3604646M1
- 9 3604573M1
- 10 3604725M1
- 11 3604675M1
- 12 3604702M1
- 13 3604652M1

1 3604419M1

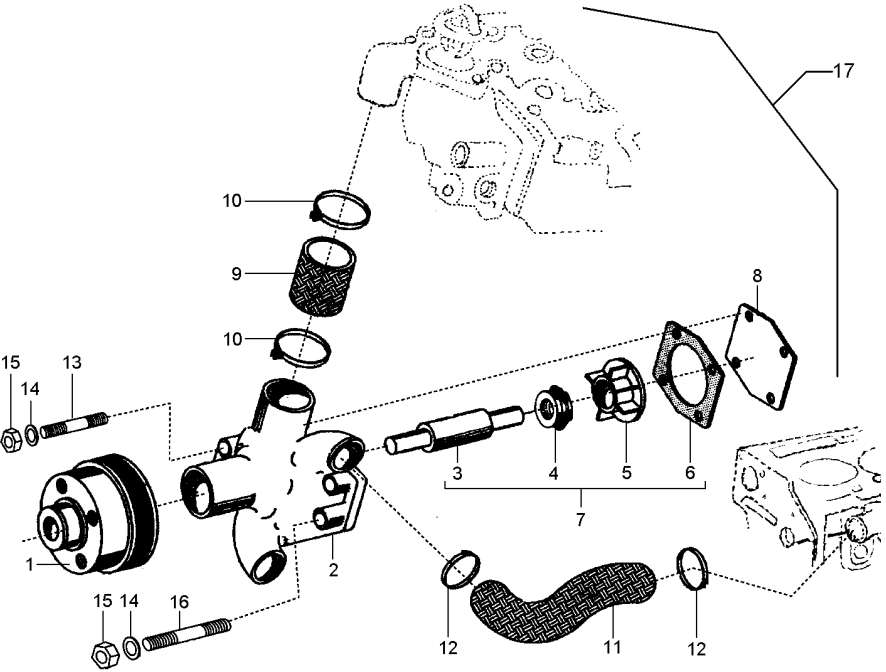
M8 x 1.25

M10 x 1.25

- 1 CJ. RETENTOR
- 2 PINO
- 1 JUNTA
- 1 RETENTOR
- 1 FLANGE
- 9 ARRUELA
- 9 PARAFUSO
- 1 PLACA
- 2 PINO
- 6 PRISIONEIRO
- 6 ARRUELA
- 6 PORCA
- 2 PARAFUSO

- KIT, SEAL
- PIN
- GASKET
- SEAL
- FLANGE
- WASHER
- BOLT
- PLATE
- PIN
- STUD
- WASHER
- NUT
- BOLT

- RETENES JUEGO
- PASADOR
- EMPAQUETADURA.
- RETEN
- PLETINA
- ARANDELA
- PERNO
- PLATO
- PASADOR
- ESPARRAGO
- ARANDELA
- TUERCA
- PERNO



- 1 3604651M1
- 2 3604641M1
- 3 3604561M1
- 4 3604615M1
- 5 3604640M1
- 6 3604481M1
- 7 3604443M91
- 8 3604606M1
- 9 3604415M1
- 10 3604416M1
- 11 3604413M1
- 12 3604414M1
- 13 3604726M1
- 14 3604596M1
- 15 3604701M1
- 16 3604664M1
- 17 3604442M91

7

7

7

7

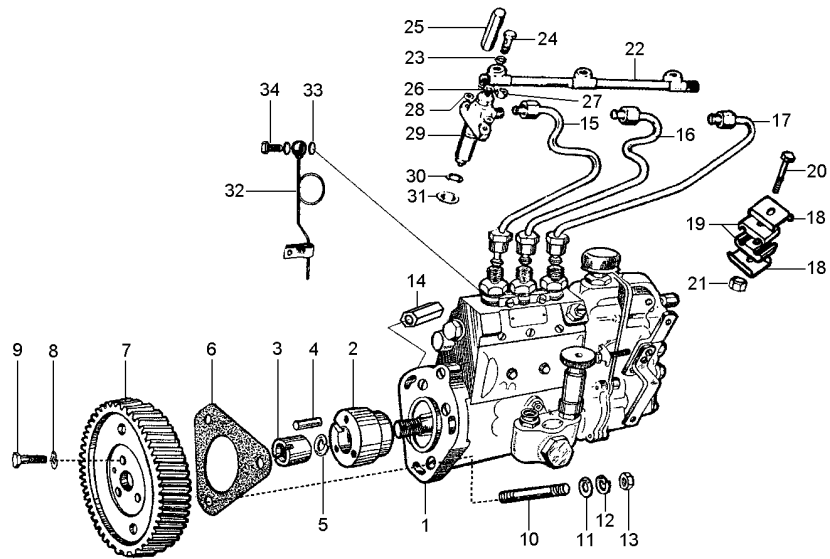
M8 x 1.25

M8 x 1.25

- 1 POLIA
- 1 CORPO
- 1 EIXO
- 1 VEDANTE
- 1 TURBINA
- 1 JUNTA
- 1 JG. REPARO
- 1 TAMPA
- 1 MANGUEIRA
- 2 BRAÇADEIRA
- 1 MANGUEIRA
- 2 BRAÇADEIRA
- 3 PRISIONEIRO
- 4 ARRUELA
- 4 PORCA
- 1 PRISIONEIRO
- 1 BOMBA D'ÁGUA

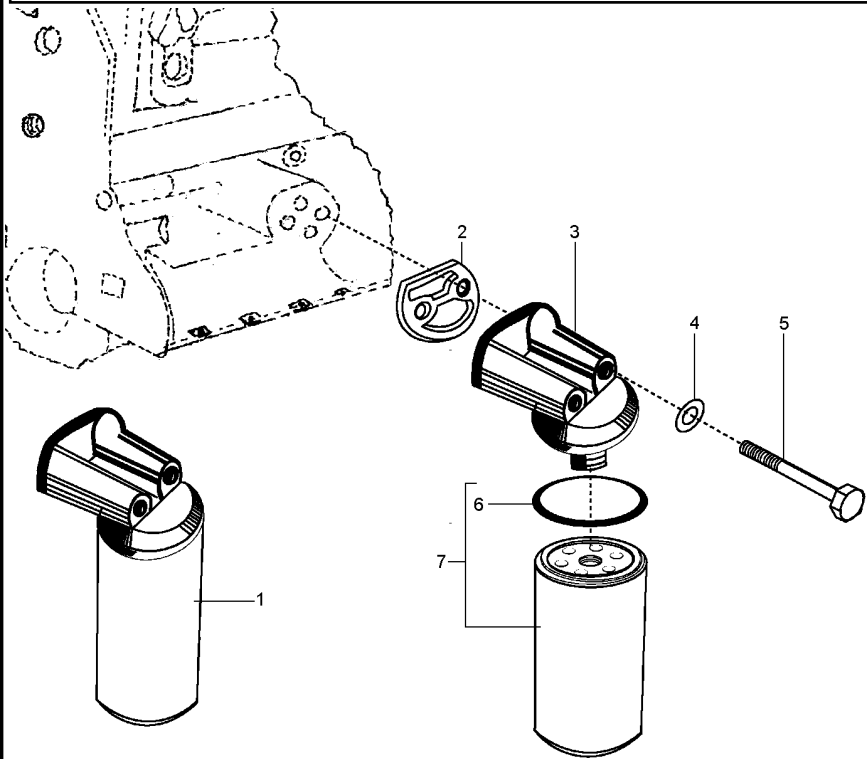
- PULLEY
- BODY
- SHAFT
- SEAL
- TURBINE
- GASKET
- KIT, REPAIR
- COVER
- HOSE
- CLAMP
- HOSE
- CLAMP
- STUD
- WASHER
- NUT
- STUD
- WATER PUMP

- POLEA
- CUERPO
- ARBOL
- REten
- TURBINA
- EMPAQUETADURA.
- JUEGO REPARACION
- CUBIERTA
- FLEXIBLE
- ABRAZADERA
- FLEXIBLE
- ABRAZADERA
- ESPARRAGO
- ARANDELA
- TUERCA
- ESPARRAGO
- BOMBA DE AGUA



- 1 3604495M91
- 2 3604503M1
- 4 3604504M1
- 6 3604489M1
- 7 3604502M1
- 8 3604596M1
- 9 3604656M1
- 10 3604727M1
- 11 3604593M1
- 12 3604596M1
- 13 3604701M1
- 14 3604705M1
- 15 3604444M91
- 16 3604444M91
- 17 3604444M91
- 18 3604636M1
- 19 3604639M1
- 20 3604608M1
- 21 3604578M1
- 22 3604499M1
- 23 3604672M1
- 24 3604611M1
- 25 3604705M1
- 26 3604672M1
- 27 3604701M1
- 28 3604593M1
- 29 3604496M91
- 30 3604475M1
- 31 3604506M1
- 32 3604689M1
- 33 3604673M1
- 34 3604612M1

1 BOMBA INJETORA	INJECTION PUMP	BOMBA INYECTORA
1 ADAPTADOR	ADAPTOR	ADAPTADOR
1 CHAVETA	KEY	CLAVE
1 JUNTA	GASKET	EMPAQUETADURA.
1 ENGRENAGEM	GEAR	ENGRANAJE
3 ARRUELA	WASHER	ARANDELA
3 PARAFUSO	BOLT	PERNO
3 PRISIONEIRO	STUD	ESPARRAGO
3 ARRUELA	WASHER	ARANDELA
3 ARRUELA	WASHER	ARANDELA
3 PORCA	NUT	TUERCA
1 ADAPTADOR	ADAPTOR	ADAPTADOR
1 CJ. TUBO	KIT, PIPE	JUEGO CANO
1 CJ. TUBO	KIT, PIPE	JUEGO CANO
1 CJ. TUBO	KIT, PIPE	JUEGO CANO
4 REFORÇO	REINFORCEMENT	REFUERZO
4 BRAÇADEIRA	CLAMP	ABRAZADERA
2 PARAFUSO	BOLT	PERNO
2 PORCA	NUT	TUERCA
1 TUBO	TUBE	TUBO
3 ARRUELA	WASHER	ARANDELA
3 PARAFUSO BANJO	BANJO BOLT	TORNILLO DIFER
3 ADAPTADOR	ADAPTOR	ADAPTADOR
3 ARRUELA	WASHER	ARANDELA
3 PORCA	NUT	TUERCA
6 ARRUELA	WASHER	ARANDELA
3 BICO INJETOR	NOZZLE	TOBERA
3 ARRUELA	WASHER	ARANDELA
3 ARRUELA	WASHER	ARANDELA
1 TUBO	TUBE	TUBO
2 ARRUELA	WASHER	ARANDELA
1 PARAFUSO BANJO	BANJO BOLT	TORNILLO DIFER

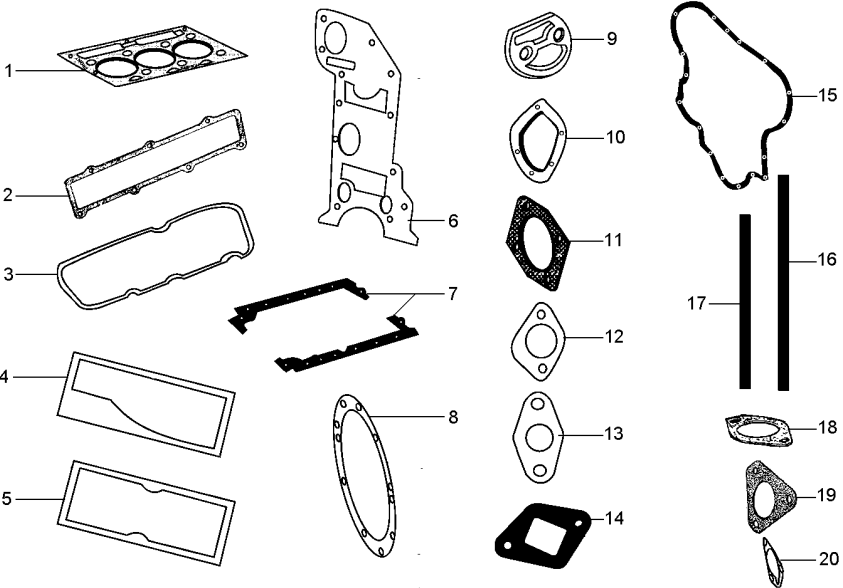


- 1 3604696M1
- 2 3604490M1
- 3 3604449M1
- 4 3604685M1
- 5 3604715M1
- 6 3604695M1
- 7 3604409M1

- 1 CJ. FILTRO
- 1 JUNTA
- 1 CABEÇOTE FILTRO
- 2 ARRUELA
- 2 PARAFUSO
- 1 ANEL "O"
- 1 CJ. FILTRO

- KIT, FILTER
- GASKET
- FILTER HEAD
- WASHER
- BOLT
- O RING
- KIT, FILTER

- JUEGO FILTRO
- EMPAQUETADURA.
- CABEZA DE FILTRO
- ARANDELA
- PERNO
- JUNTA TORICA
- JUEGO FILTRO



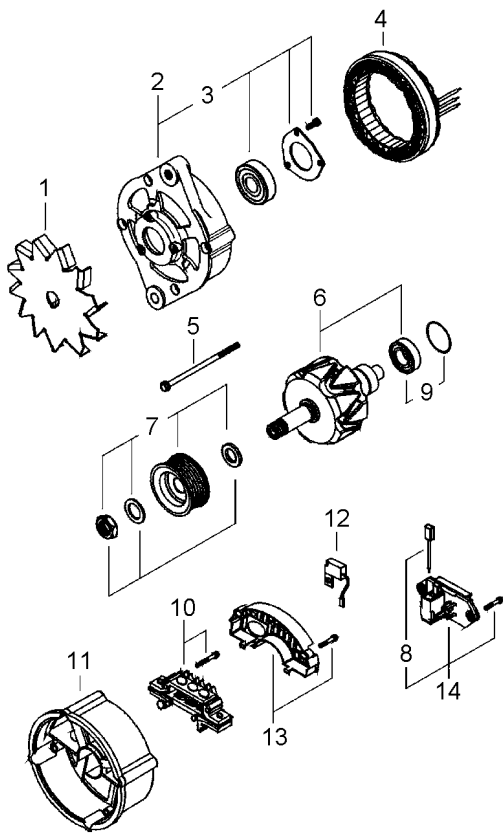
- 1 3604474M1
- 2 3604493M1
- 3 3604648M1
- 4 3604492M1
- 5 3604491M1
- 6 3604460M1
- 7 3604479M1
- 8 3604480M1
- 9 3604490M1
- 10 3604483M1
- 11 3604481M1
- 12 3604488M1
- 13 3604576M1
- 14 3604482M1
- 15 3604494M1
- 16 3604478M1
- 17 3604477M1
- 18 3604485M1
- 19 3604489M1
- 20 3604486M1

1	JUNTA	GASKET	EMPAQUETADURA.
1	JUNTA	GASKET	EMPAQUETADURA.
1	JUNTA	GASKET	EMPAQUETADURA.
1	JUNTA	GASKET	EMPAQUETADURA.
1	JUNTA	GASKET	EMPAQUETADURA.
1	JUNTA	GASKET	EMPAQUETADURA.
1	JUNTA	GASKET	EMPAQUETADURA.
1	JUNTA	GASKET	EMPAQUETADURA.
1	JUNTA	GASKET	EMPAQUETADURA.
1	JUNTA	GASKET	EMPAQUETADURA.
1	JUNTA	GASKET	EMPAQUETADURA.
1	JUNTA	GASKET	EMPAQUETADURA.
1	JUNTA	GASKET	EMPAQUETADURA.
1	JUNTA	GASKET	EMPAQUETADURA.
1	JUNTA	GASKET	EMPAQUETADURA.
1	JUNTA	GASKET	EMPAQUETADURA.
1	JUNTA	GASKET	EMPAQUETADURA.
1	JUNTA	GASKET	EMPAQUETADURA.
1	JUNTA	GASKET	EMPAQUETADURA.

Alternador
Alternator
Alternador

10-250

Iskra
Iskra
Iskra



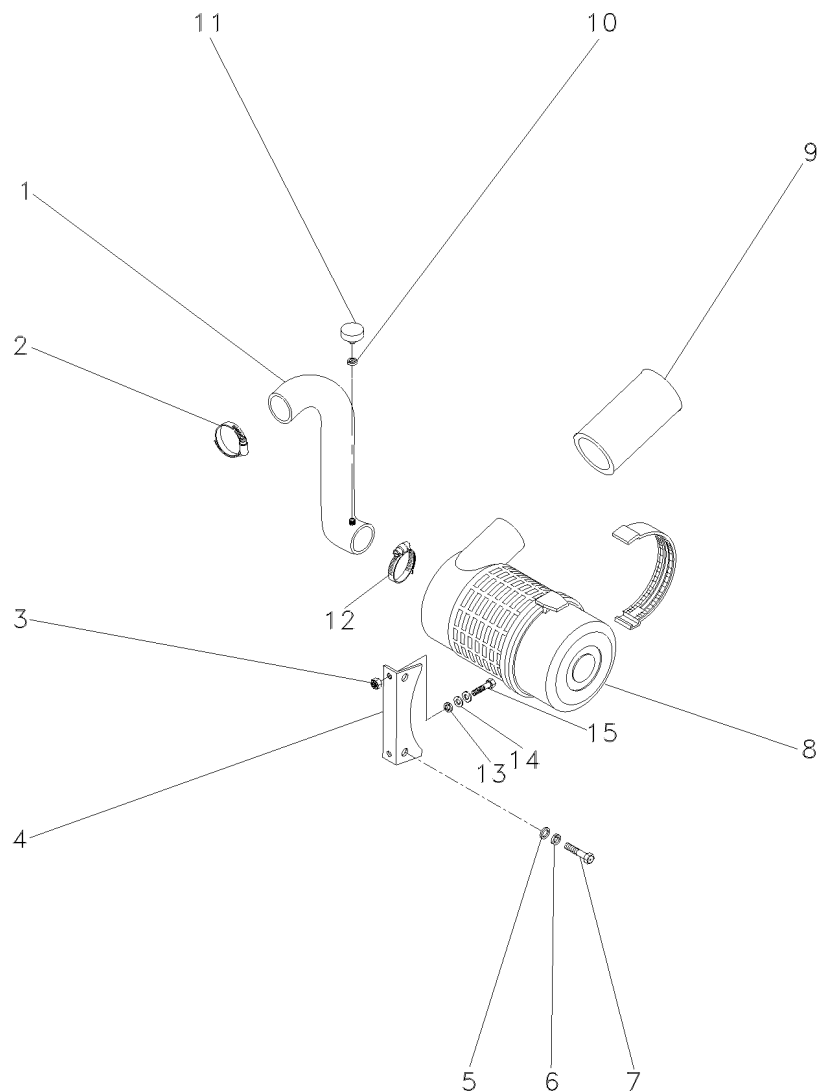
- 1 6230922M1
- 2 6230923M1
- 3 6230924M91
- 4 6230925M1
- 5 6230926M91
- 6 6230927M1
- 7 6230928M91
- 8 6230937M91
- 9 6230930M91
- 10 6230931M91
- 11 6230932M1
- 12 6230933M1
- 13 6230934M1
- 14 6230936M91

- | | | |
|------------------|--------------|------------------|
| 1 CJ. VENTILADOR | KIT, FAN | JUEGO VENTILADOR |
| 1 MANCAL | BEARING | COJINETE |
| 1 ROLAMENTO | BEARING | COJINETE |
| 1 ESTATOR | STATOR | ESTATOR |
| 1 KIT PARAFUSOS | KIT, BOLT | TORNILLOS JUEGO |
| 1 ROTOR | ROTOR | ROTOR |
| 1 POLIA | PULLEY | POLEA |
| 1 CJ. ESCOVA | KIT, BRUSH | ESCOBILLAS JUEGO |
| 1 CJ. ROLAMENTO | BEARING ASSY | RODAMIENTO RAD |
| 1 RETIFICADOR | RECTIFIER | RECTIFICADOR |
| 1 MANCAL | BEARING | COJINETE |
| 1 CAPACITOR | CAPACITOR | CAPACITOR |
| 1 CAPUZ | HOOD | CAPO |
| 1 REGULADOR | REGULATOR | REGULADOR |

Sistema De Admissão De Ar
Ayr System Admission
Sistema De Admission De Aire


Elemento Seco
Element Dry
Elemento Seco

10-255



- 1 054610N1
- 2 490804M1
- 3 339169X1
- 4 054627S1
- 5 339056X1
- 6 339374X1
- 7 339123X1
- 8 054991T1
- 9 3589056M1
- 10 1440993X1
- 11 3587008M91
- 12 2801096M1
- 13 339374X1
- 14 391039X1
- 15 339287X1

M8x1,25

 10-260 No

M8x1,25x35

- 1 CJ. MANGUEIRA
1 BRAÇADEIRA
2 PORCA
1 SUPORTE
2 ARRUELA
2 ARRUELA
2 PARAFUSO
1 CJ. FILTRO
1 BOCAL
1 ANEL
1 INTERRUPTOR
1 BRAÇADEIRA
2 ARRUELA
2 ARRUELA
2 PARAFUSO

KIT, HOSE

CLAMP

NUT

BRACKET

WASHER

WASHER

BOLT

KIT, FILTER

FILLER

RING

SWITCH

CLAMP

WASHER

WASHER

BOLT

MANGUITOS JUEGO

ABRAZADERA

TUERCA

SOPORTE

ARANDELA

ARANDELA

PERNO

JUEGO FILTRO

RELENADOR

ARO

INTERRUPTOR

ABRAZADERA

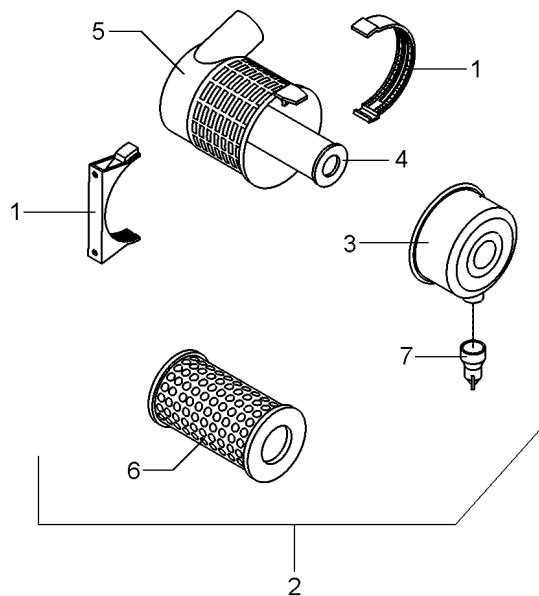
ARANDELA



ARANDELA

PERNO

Filtro De Ar Air Cleaner Filtro De Aire	
---	--

10-260



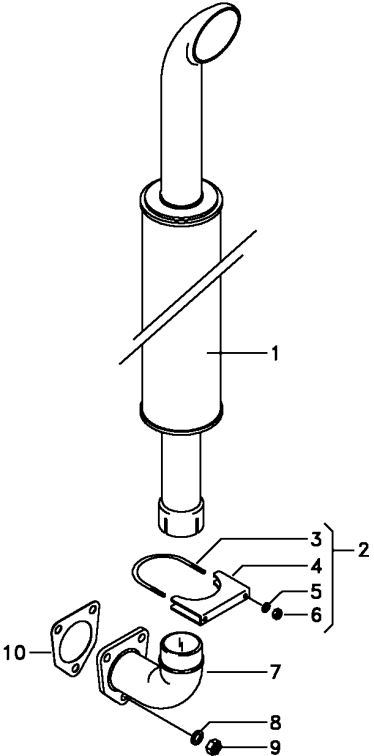
- | | | |
|---|----------|---|
| 1 | 055116R1 | |
| 2 | 055111R1 | |
| 3 | 055112R1 | 2 |
| 4 | 055114R1 | 2 |
| 5 | |  055111R1 |
| 6 | 055113R1 | 2 |
| 7 | 055115R1 | 2  2710803M1 |

- | | | | |
|---|------------------|------------------|------------------|
| 1 | BRACEADEIRA | CLAMP | ABRAZADERA |
| 1 | CJ. FILTRO | KIT, FILTER | JUEGO FILTRO |
| 1 | TAMPA | COVER | CUBIERTA |
| 1 | ELEMENTO INTERNO | INTERNE ELEMENT | ELEMENTO INTERNO |
| 1 | CJ. FILTRO | KIT, FILTER | JUEGO FILTRO |
| 1 | ELEMENTO EXTERNO | EXTERNAL ELEMENT | ELEMENTO EXTERNO |
| 1 | VÁLVULA | VALVE | VALVULA |

Sistema De Escape
Exhaust System
Escape

10-265

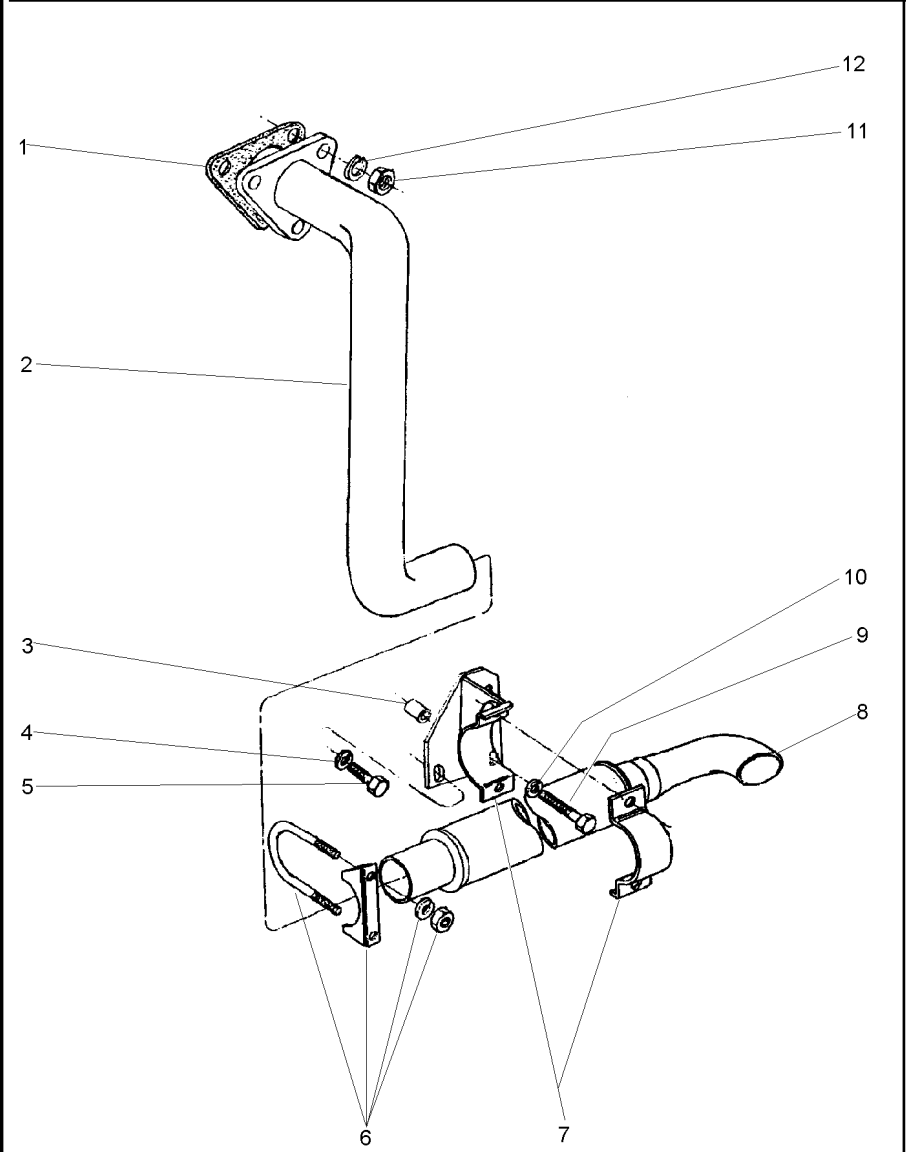
Escapamento Vertical
Vertical Exhaust
Descarga Vertical



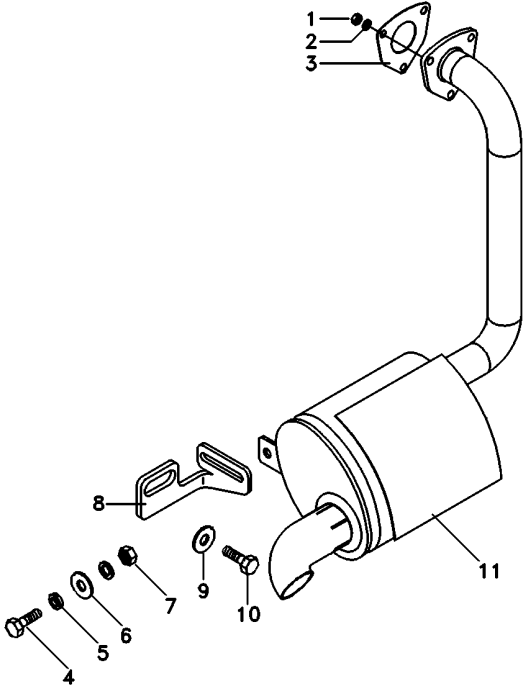
- 1 3589533M92
- 2 1674071M92
- 3 3587712M1
- 4 3587399M1
- 5 353446X1
- 6 355565X1
- 7 6213666M1 [A]
- 7 3589534M1
- 8 339376X1 [A]
- 8 353756X1
- 9 1442577X1 [A]
- 9 375718X1
- 10 488806M1

[A] COM MOTOR SIMPSON
WITH SIMPSONS ENGINE
CON MOTOR SIMPSONS

- | | | |
|----------------|----------|----------------|
| 1 SILENCIOSO | SILENCER | SILENCIADOR |
| 1 BRAÇADEIRA | CLAMP | ABRAZADERA |
| 1 PARAFUSO "U" | U BOLT | BRIDA EN U |
| 1 BRAÇADEIRA | CLAMP | ABRAZADERA |
| 2 ARRUELA | WASHER | ARANDELA |
| 2 PORCA | NUT | TUERCA |
| 1 COTOVELO | ELBOW | CODO |
| 1 COTOVELO | ELBOW | CODO |
| 3 ARRUELA | WASHER | ARANDELA |
| 3 ARRUELA | WASHER | ARANDELA |
| 3 PORCA | NUT | TUERCA |
| 3 PORCA | NUT | TUERCA |
| 1 JUNTA | GASKET | EMPAQUETADURA. |



- | | | | |
|--------------|--------------|----------|-----------------|
| 1 488806M1 | 1 JUNTA | GASKET | EMPAQUETADURA. |
| 2 037721S1 | 1 TUBO | PIPE | CANO |
| 3 037716P1 | 1 ESPAÇADOR | SPACER | PIEZA DISTANCIA |
| 4 353760X1 | 1 ARRUELA | WASHER | ARANDELA |
| 5 354441X1 | 1 PARAFUSO | BOLT | PERNO |
| 6 042779N1 | 1 BRAÇADEIRA | CLAMP | ABRAZADERA |
| 7 037718N1 | 1 SUPORTE | BRACKET | SOPORTE |
| 8 1484494M94 | 1 SILENCIOSO | SILENCER | SILENCIADOR |
| 9 3145222M1 | 1 PARAFUSO | BOLT | PERNO |
| 10 353760X1 | 1 ARRUELA | WASHER | ARANDELA |
| 11 375718X1 | 3 PORCA | NUT | TUERCA |
| 12 353756X1 | 3 ARRUELA | WASHER | ARANDELA |

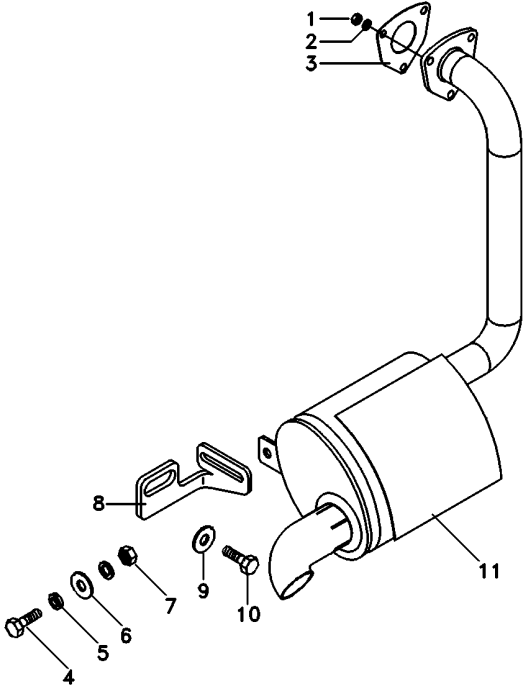


- | | | | |
|---------------|--------------|----------|----------------|
| 1 1442577X1 | 3 PORCA | NUT | TUERCA |
| 2 339376X1 | 3 ARRUELA | WASHER | ARANDELA |
| 3 488806M1 | 1 JUNTA | GASKET | EMPAQUETADURA. |
| 4 339337X1 | 1 PARAFUSO | BOLT | PERNO |
| 5 339374X1 | 2 ARRUELA | WASHER | ARANDELA |
| 6 339056X1 | 1 ARRUELA | WASHER | ARANDELA |
| 7 339169X1 | 1 PORCA | NUT | TUERCA |
| 8 6229625M1 | 1 SUPORTE | BRACKET | SOPORTE |
| 9 3585377M1 | 1 ARRUELA | WASHER | ARANDELA |
| 10 368761X1 | 1 PARAFUSO | BOLT | PERNO |
| 11 6218947M91 | 1 SILENCIOSO | SILENCER | SILENCIADOR |

Escapamento Horizontal
Horizontal Exhaust
Descarga Horizontal

10-280

Tratores Compacto / Rops Basculante
Compact Tractors / Inclínable Rops
Tractores Compacto / Rops Inclínable



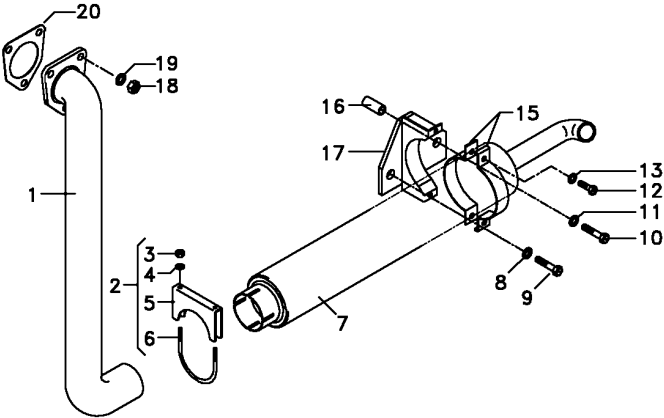
- 1 1442577X1
- 2 339376X1
- 3 488806M1
- 4 339337X1
- 5 339374X1
- 6 339056X1
- 7 339169X1
- 8 6229625M1
- 9 3585377M1
- 10 368761X1
- 11 6218948M91

- | | | |
|--------------|----------|----------------|
| 3 PORCA | NUT | TUERCA |
| 3 ARRUELA | WASHER | ARANDELA |
| 1 JUNTA | GASKET | EMPAQUETADURA. |
| 1 PARAFUSO | BOLT | PERNO |
| 2 ARRUELA | WASHER | ARANDELA |
| 1 ARRUELA | WASHER | ARANDELA |
| 1 PORCA | NUT | TUERCA |
| 1 SUPORTE | BRACKET | SOPORTE |
| 1 ARRUELA | WASHER | ARANDELA |
| 1 PARAFUSO | BOLT | PERNO |
| 1 SILENCIOSO | SILENCER | SILENCIADOR |

Sistema De Escape
Exhaust System
Escape

10-285

Com Motor Simpsons
With Simpsons Engine
Con Motor Simpsons

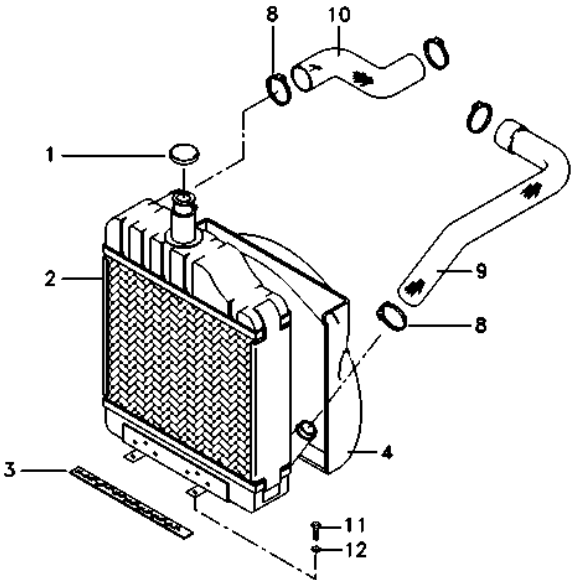


- 1 6219474M91
- 2 042779N1
- 3 355565X1
- 4 353446X1
- 5 2800190M1
- 6 2800188M1
- 7 1484494M94
- 8 353760X1
- 9 354441X1
- 10 3145222M1
- 11 353760X1
- 12 353679X1
- 13 353446X1
- 15 3411897M1
- 16 037716P1
- 17 037719S1
- 18 1442577X1
- 19 339376X1
- 20 488806M1

- | | | |
|--------------|----------|-----------------|
| 1 TUBO | PIPE | CANO |
| 1 BRAÇADEIRA | CLAMP | ABRAZADERA |
| 2 PORCA | NUT | TUERCA |
| 2 ARRUELA | WASHER | ARANDELA |
| 1 BRAÇADEIRA | CLAMP | ABRAZADERA |
| 1 PARAFUSO | BOLT | PERNO |
| 1 SILENCIOSO | SILENCER | SILENCIADOR |
| 1 ARRUELA | WASHER | ARANDELA |
| 1 PARAFUSO | BOLT | PERNO |
| 1 PARAFUSO | BOLT | PERNO |
| 1 ARRUELA | WASHER | ARANDELA |
| 1 PARAFUSO | BOLT | PERNO |
| 1 ARRUELA | WASHER | ARANDELA |
| 1 BRAÇADEIRA | CLAMP | ABRAZADERA |
| 1 ESPAÇADOR | SPACER | PIEZA DISTANCIA |
| 1 SUPORTE | BRACKET | SOPORTE |
| 3 PORCA | NUT | TUERCA |
| 3 ARRUELA | WASHER | ARANDELA |
| 1 JUNTA | GASKET | EMPAQUETADURA. |

- 1 6236371M1
- 2 027605T1
- 3 023268P1
- 4 027779P1
- 8 490802M1
- 9 027802P1
- 10 048569P1
- 11 353723X1
- 12 353439X1

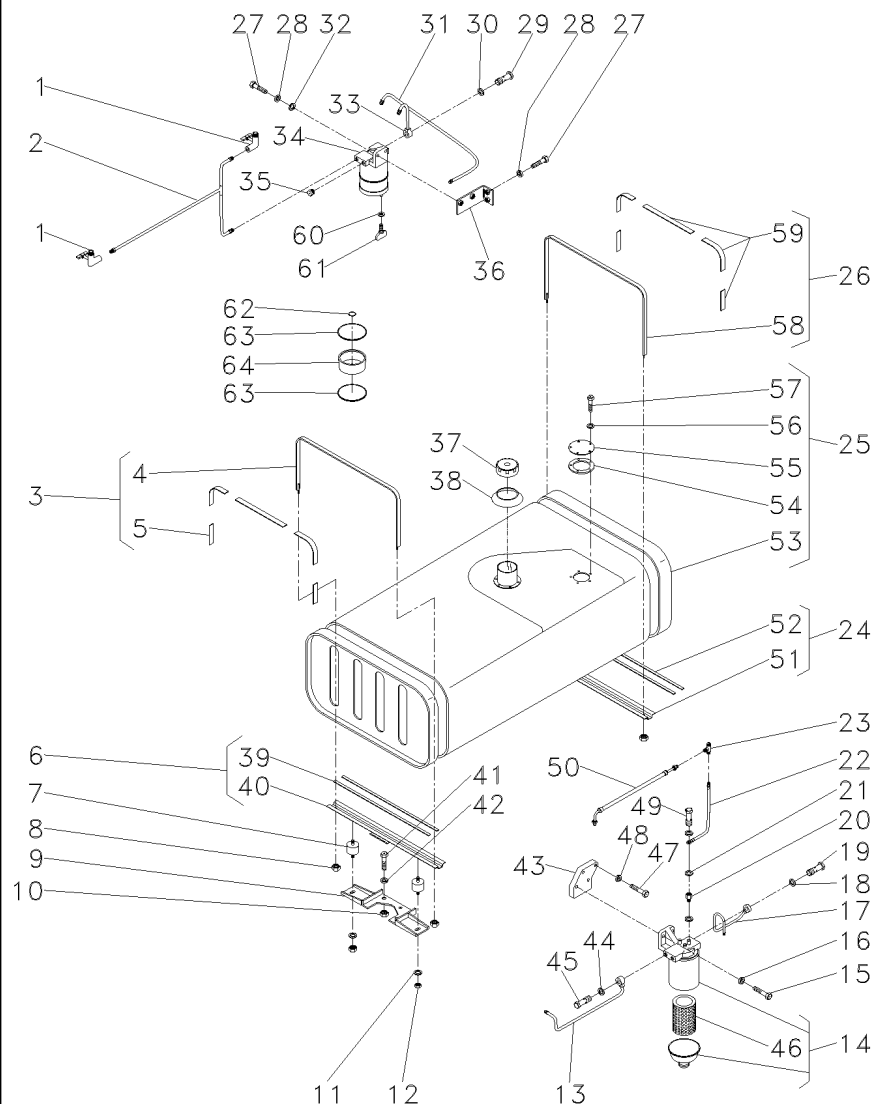
- | | | |
|------------------|---------------|----------------|
| 1 TAMPA RADIADOR | RADIATOR CAP | TAPON RADIADOR |
| 1 C.J. RADIADOR | KIT, RADIATOR | JUEGO RADIADOR |
| 1 GUARNIÇÃO | FOAM | ESPUMA |
| 1 DEFLETOR | DEFLECTOR | DEFLECTOR |
| 4 BRAÇADEIRA | CLAMP | ABRAZADERA |
| 1 MANGUEIRA | HOSE | FLEXIBLE |
| 1 MANGUEIRA | HOSE | FLEXIBLE |
| 2 PARAFUSO | BOLT | PERNO |
| 2 ARRUELA | WASHER | ARANDELA |



Sistema De Combustível
Fuel System
Sistema De Combustível

10-295

Com Motor Perkins
With Perkins Engine
Con Motor Perkins



1	490353M91	
2	048597N1	
3	027636N1	
4	027631S1	3
5	888764M1	3
6	037295N1	
7	6201714M1	
8	826760M1	1/4x28
9	048486S2	
10	355565X1	5/16x18
11	829185M1	
12	358657X1	5/16x18
13	048641N1	
14	1876507M92	
15	353540X1	3/8x24x1.1/4
16	353434X1	
17	048593N1	
18	1480517M1	
19	1481691M1	1/2x20x1"
20	890972M91	
21	3147545M1	
22	048595N1	
23	2800852M1	
24	027595N1	
25	027521N1	
26	027637N1	
27	353679X1	5/16x18x1
28	353446X1	
29	1481691M1	1/2x20x1"
30	1480517M1	
31	048601N1	
32	829185M1	
33	048639N1	
34	3146091M92	
35	3147543M1	
36	048571S1	
37	3149550M92	
38	3589016M1	
39	3149251M1	6
40	037296S1	6
41	353679X1	
42	353446X1	
43	048638P1	
44	1480517M1	
45	1481691M1	1/2x20x1"
46	1896287M91	14
47	353521X1	5/16x24x1.1/4
48	353446X1	
49	731352M1	
50	033077T1	

2	TORNEIRA COMB.	FAUCET FUEL	GRIFO COMBUST.
1	CJ. TUBO	KIT, PIPE	JUEGO CANO
1	CINTA	SURROUND	ENVOLVENTE
1	CINTA	SURROUND	ENVOLVENTE
5	GUARNIÇÃO	FOAM	ESPUMA
1	SUPORTE	BRACKET	SOPORTE
4	AMORTECEDOR	DAMPER	AMORTIGUADOR
4	PORCA	NUT	TUERCA
1	SUPORTE	BRACKET	SOPORTE
3	PORCA	NUT	TUERCA
2	ARRUELA	WASHER	ARANDELA
8	PORCA	NUT	TUERCA
1	CJ. TUBO	KIT, PIPE	JUEGO CANO
1	CJ. FILTRO	KIT, FILTER	JUEGO FILTRO
2	PARAFUSO	BOLT	PERNO
2	ARRUELA	WASHER	ARANDELA
1	CJ. TUBO	KIT, PIPE	JUEGO CANO
2	ARRUELA	WASHER	ARANDELA
1	PARAFUSO	BOLT	PERNO
1	VÁLVULA	VALVE	VALVULA
3	ARRUELA	WASHER	ARANDELA
1	TUBO	PIPE	CANO
1	CONEXÃO "T"	CONNECTION T	CONEXION T
1	SUPORTE	BRACKET	SOPORTE
1	TANQUE	TANK	TANQUE
1	CINTA	SURROUND	ENVOLVENTE
4	PARAFUSO	BOLT	PERNO
4	ARRUELA	WASHER	ARANDELA
1	PARAFUSO	BOLT	PERNO
2	ARRUELA	WASHER	ARANDELA
1	CJ. TUBO	KIT, PIPE	JUEGO CANO
2	ARRUELA	WASHER	ARANDELA
1	CJ. TUBO	KIT, PIPE	JUEGO CANO
1	PRÉ-FILTRO	PRE FILTER	PRE FILTRO
1	BUJÃO	PLUG	TAPON
1	SUPORTE	CLEVIS	GANCHO SEGUR.
1	TAMPA	COVER	CUBIERTA
1	VEDANTE	SEAL	RETEN
2	GUARNIÇÃO	FOAM	ESPUMA
1	SUPORTE	BRACKET	SOPORTE
3	PARAFUSO	BOLT	PERNO
3	ARRUELA	WASHER	ARANDELA
1	SUPORTE	BRACKET	SOPORTE
2	ARRUELA	WASHER	ARANDELA
1	PARAFUSO	BOLT	PERNO
1	ELEMENTO	ELEMENT	ELEMENTO
2	PARAFUSO	BOLT	PERNO
2	ARRUELA	WASHER	ARANDELA
1	PARAFUSO	BOLT	PERNO
1	CJ. TUBO	TUBE ASSY	CONJ.DE TUBO

T0219022

EI18Z013

C025002 E06 (1)

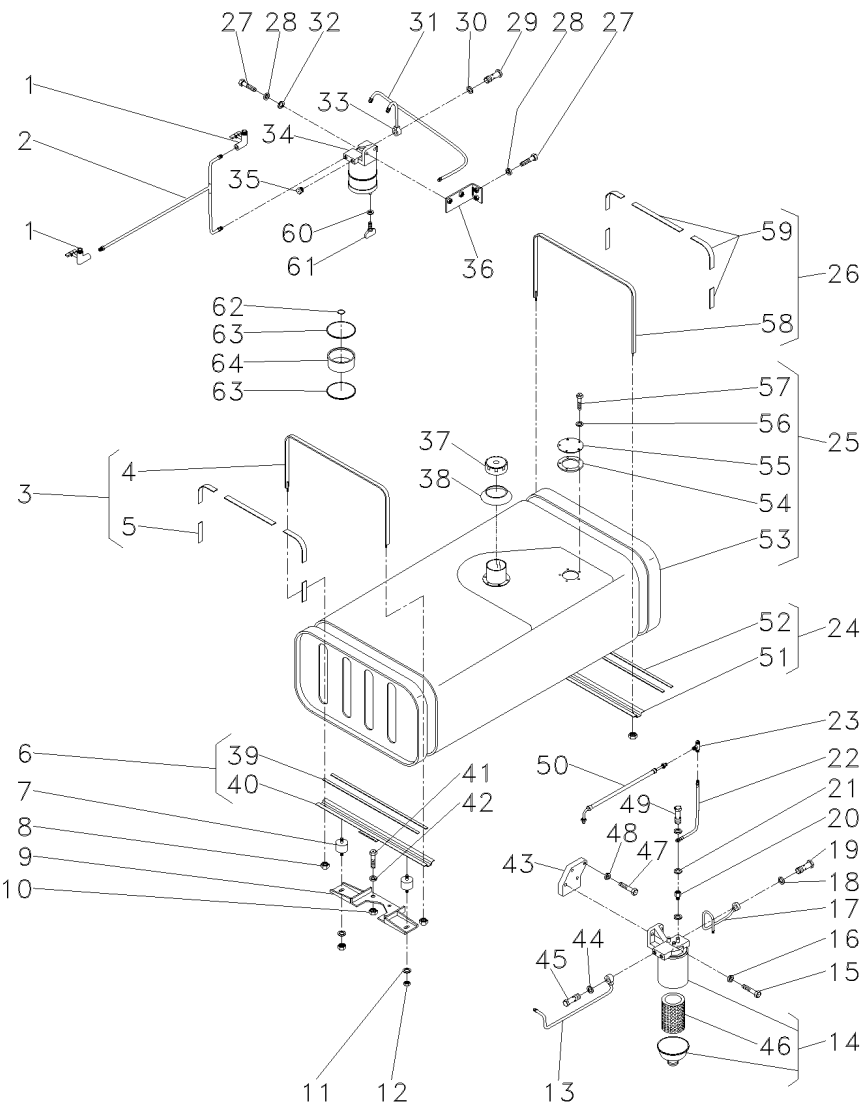
06/09

10-295

Sistema De Combustível
Fuel System
Sistema De Combustível

10-295

Com Motor Perkins
With Perkins Engine
Con Motor Perkins



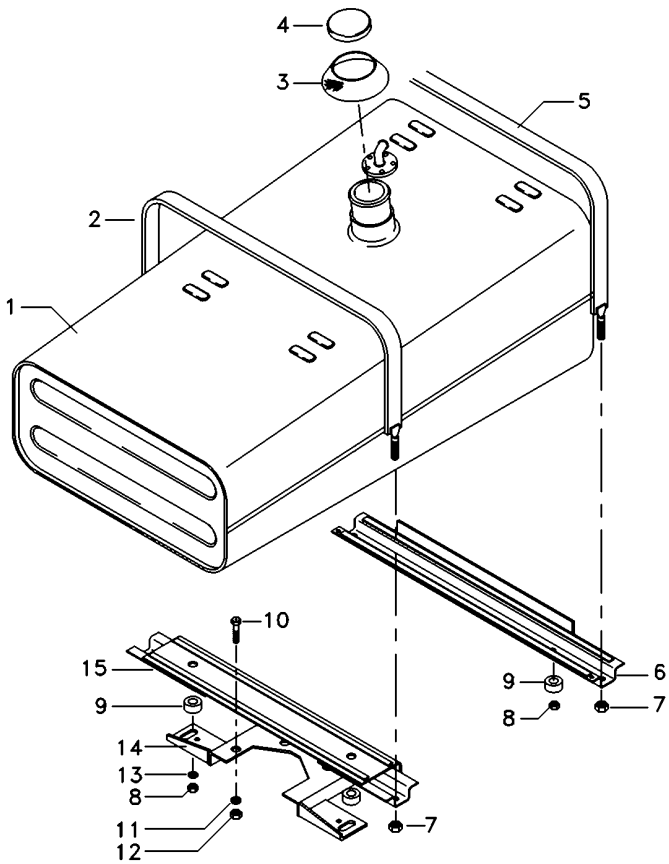
51	027596S1	24
52	3149251M1	24
53	027522S1	25
54	3145402M1	25
55	037352P1	25
56	3587711M1	25
57	353984X1	25
58	027632S1	26
59	888764M1	26
60	1094155M1	34
61	3603043	34
62	70300004	34
63	70590003	34
64	70840050	34

1	SUPORTE	BRACKET	SOPORTE
2	GUARNIÇÃO	FOAM	ESPUMA
1	TANQUE	TANK	TANQUE
1	JUNTA	GASKET	EMPAQUETADURA.
1	TAMPA	COVER	CUBIERTA
5	ARRUELA	WASHER	ARANDELA
5	PARAFUSO	BOLT	PERNO
1	CINTA	SURROUND	ENVOLVENTE
5	GUARNIÇÃO	FOAM	ESPUMA
1	ARRUELA	WASHER	ARANDELA
1	PARAFUSO	BOLT	PERNO
1	VEDANTE	SEAL	RETEN
2	JUNTA	GASKET	EMPAQUETADURA.
1	COPO	CUP	CUBETA

Sistema De Combustível
Fuel System
Sistema De Combustível

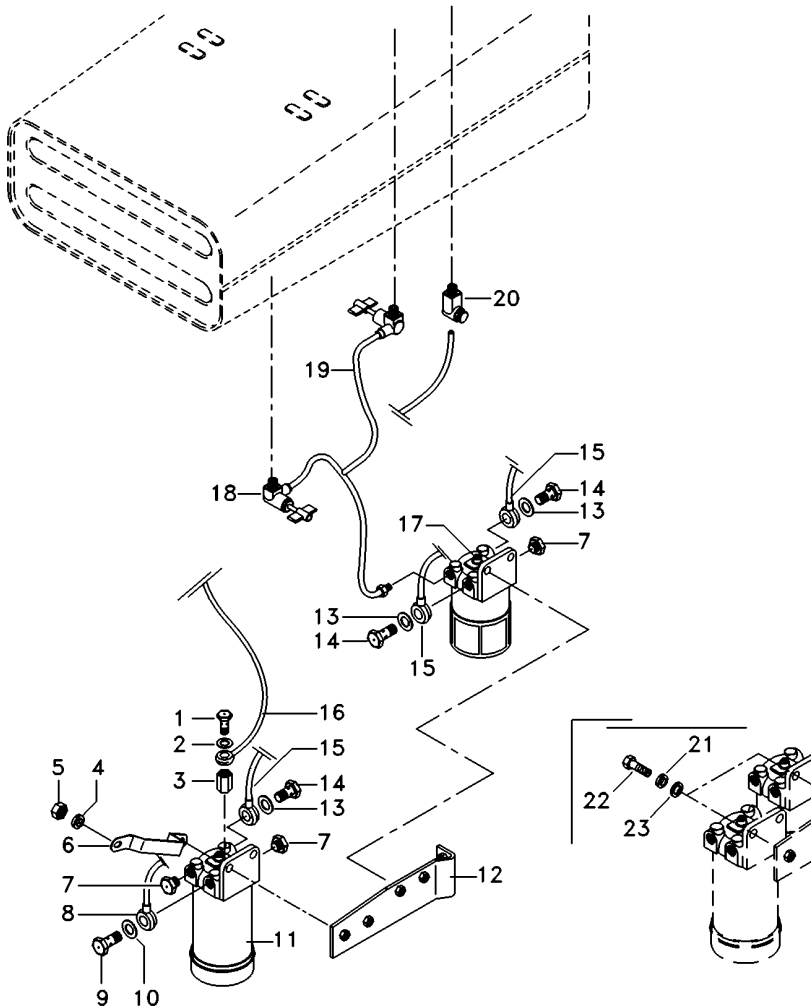
10-300

Com Motor Simpsons
With Simpsons Engine
Con Motor Simpsons



- 1 027521N1
- 2 027636N1
- 3 3589016M1
- 4 3149550M92
- 5 027637N1
- 6 027595N1
- 7 826760M1
- 8 358657X1
- 9 3148108M1
- 10 353679X1
- 11 353446X1
- 12 355565X1
- 13 829185M1
- 14 048486S2
- 15 037295N1

- | | | |
|---------------|----------|--------------|
| 1 TANQUE | TANK | TANQUE |
| 1 CINTA | SURROUND | ENVOLVENTE |
| 1 VEDANTE | SEAL | RETEN |
| 1 TAMPA | COVER | CUBIERTA |
| 1 CINTA | SURROUND | ENVOLVENTE |
| 1 SUPORTE | BRACKET | SOPORTE |
| 4 PORCA | NUT | TUERCA |
| 8 PORCA | NUT | TUERCA |
| 4 AMORTECEDOR | DAMPER | AMORTIGUADOR |
| 3 PARAFUSO | BOLT | PERNO |
| 3 ARRUELA | WASHER | ARANDELA |
| 3 PORCA | NUT | TUERCA |
| 2 ARRUELA | WASHER | ARANDELA |
| 1 SUPORTE | BRACKET | SOPORTE |
| 1 SUPORTE | BRACKET | SOPORTE |



- 1 6220058M1
- 2 3147545M1
- 3 890972M91
- 4 339376X1
- 5 1442577X1
- 6 6220163M1
- 7 3147543M1
- 8 6213952M91
- 9 1481691M1
- 10 1480517M1
- 11 1876507M92
- 12 6214061M91
- 13 1480517M1
- 14 1481691M1
- 15 6213956M91
- 16 6213960M91
- 17 3146091M92
- 18 490353M91
- 19 048597N1
- 20 2800852M1
- 21 353446X1
- 22 353681X1
- 23 829185M1

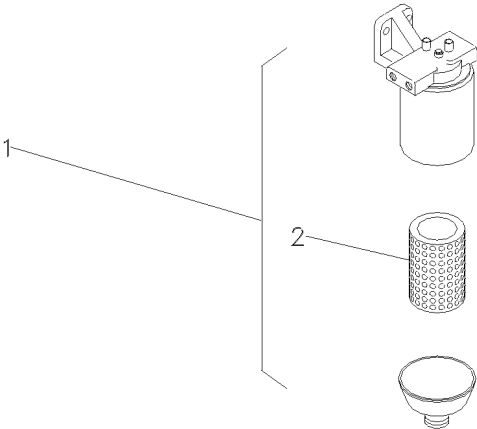
10-310 No

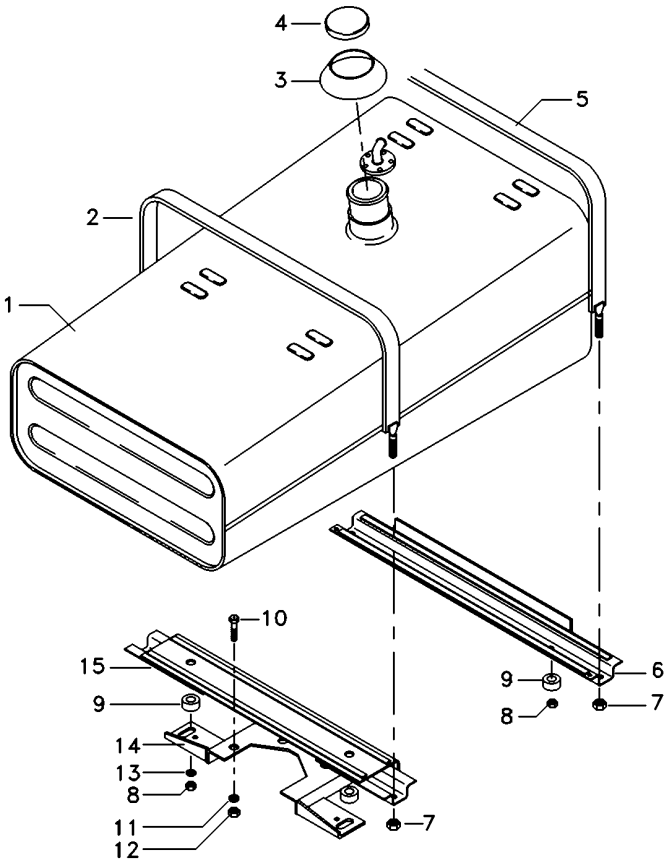
- | | | | |
|---|----------------|--------------|----------------|
| 1 | PARAFUSO BANJO | BANJO BOLT | TORNILLO DIFER |
| 3 | ARRUELA | WASHER | ARANDELA |
| 1 | VÁLVULA | VALVE | VALVULA |
| 1 | ARRUELA | WASHER | ARANDELA |
| 1 | PORCA | NUT | TUERCA |
| 1 | SUORTE | BRACKET | SOPORTE |
| 3 | BUJÃO | PLUG | TAPON |
| 1 | TUBO | PIPE | CANO |
| 1 | PARAFUSO | BOLT | PERNO |
| 2 | ARRUELA | WASHER | ARANDELA |
| 1 | CJ. FILTRO | KIT, FILTER | JUEGO FILTRO |
| 1 | CJ. SUORTE | KIT, BRACKET | JUEGO SOPORTE |
| 6 | ARRUELA | WASHER | ARANDELA |
| 3 | PARAFUSO | BOLT | PERNO |
| 3 | TUBO | PIPE | CANO |
| 1 | TUBO | PIPE | CANO |
| 1 | PRÉ-FILTRO | PRE FILTER | PRE FILTRO |
| 2 | TORNEIRA COMB. | FAUCET FUEL | GRIFO COMBUST. |
| 1 | CJ. TUBO | KIT, PIPE | JUEGO CANO |
| 1 | CONEXÃO "T" | CONNECTION T | CONEXION T |
| 4 | ARRUELA | WASHER | ARANDELA |
| 4 | PARAFUSO | BOLT | PERNO |
| 4 | ARRUELA | WASHER | ARANDELA |

Filtro
Filter
Filtro

10-310

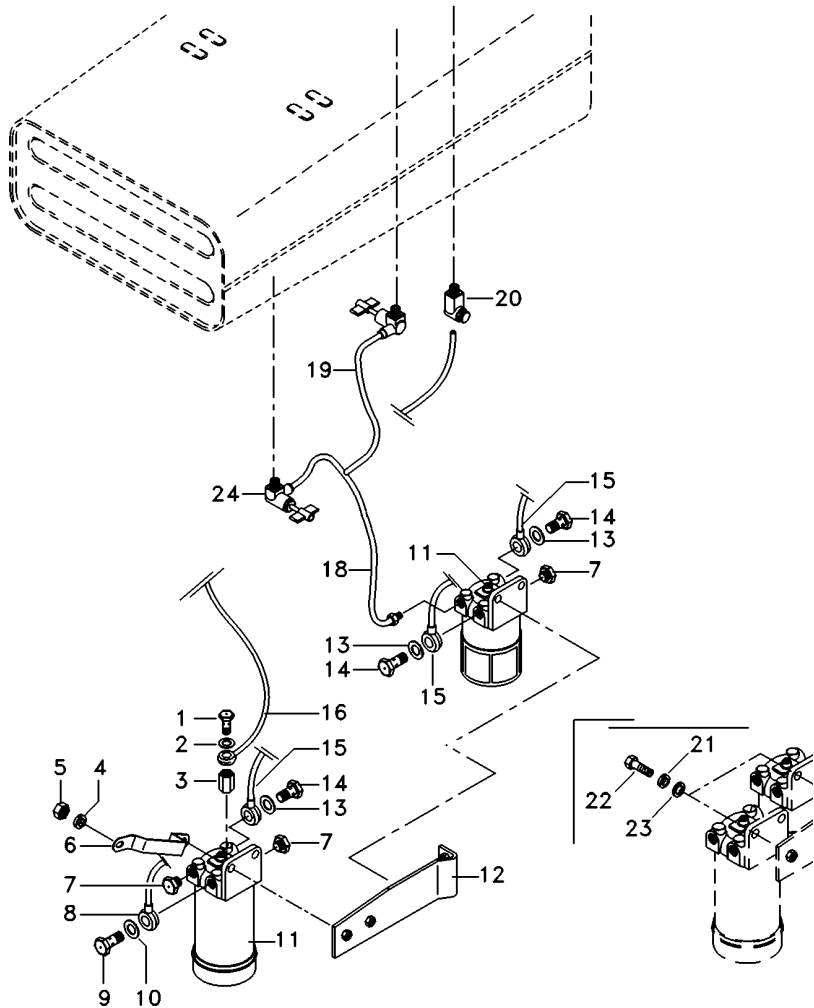
1		1876507M92	1	CJ. FILTRO	KIT, FILTER	JUEGO FILTRO
2	1896287M91	1		1 ELEMENTO	ELEMENT	ELEMENTO





- 1 6224651M91
- 2 027636N1
- 3 3589016M1
- 4 3149550M92
- 5 027637N1
- 6 027595N1
- 7 826760M1
- 8 358657X1
- 9 6201714M1
- 10 353679X1
- 11 353446X1
- 12 355565X1
- 13 829185M1
- 14 048486S2
- 15 037295N1

- | | | |
|---------------|----------|--------------|
| 1 TANQUE | TANK | TANQUE |
| 1 CINTA | SURROUND | ENVOLVENTE |
| 1 VEDANTE | SEAL | RETEN |
| 1 TAMPA | COVER | CUBIERTA |
| 1 CINTA | SURROUND | ENVOLVENTE |
| 1 SUPORTE | BRACKET | SOPORTE |
| 4 PORCA | NUT | TUERCA |
| 8 PORCA | NUT | TUERCA |
| 2 AMORTECEDOR | DAMPER | AMORTIGUADOR |
| 3 PARAFUSO | BOLT | PERNO |
| 3 ARRUELA | WASHER | ARANDELA |
| 3 PORCA | NUT | TUERCA |
| 2 ARRUELA | WASHER | ARANDELA |
| 1 SUPORTE | BRACKET | SOPORTE |
| 1 SUPORTE | BRACKET | SOPORTE |



- 1 1481691M1
- 2 1480517M1
- 3 061153P1
- 4 339376X1
- 5 1442577X1
- 6 6220163M1
- 7 3147543M1
- 8 6213952M91
- 9 1481691M1
- 10 1480517M1
- 11 1876507M92
- 11 1896287M91
- 12 6227323M91
- 13 1480517M1
- 14 1481691M1
- 15 6213958M91
- 16 6213960M91
- 18 6227429M91
- 19 048597N1
- 20 059488P1
- 21 353446X1
- 22 353681X1
- 23 1480517M1
- 24 6224371M91

- | | | |
|------------------|----------------|-----------------|
| 1 PARAFUSO | BOLT | PERNO |
| 3 ARRUELA | WASHER | ARANDELA |
| 1 CONECTOR | CONNECTOR | CONECTOR |
| 1 ARRUELA | WASHER | ARANDELA |
| 1 PORCA | NUT | TUERCA |
| 1 SUPORTE | BRACKET | SOPORTE |
| 3 BUJÃO | PLUG | TAPON |
| 1 TUBO | PIPE | CANO |
| 1 PARAFUSO | BOLT | PERNO |
| 2 ARRUELA | WASHER | ARANDELA |
| 1 CJ. FILTRO | KIT, FILTER | JUEGO FILTRO |
| 1 ELEMENTO | ELEMENT | ELEMENTO |
| 1 SUPORTE FILTRO | FILTER SUPPORT | FILTER SUPPORT |
| 6 ARRUELA | WASHER | ARANDELA |
| 3 PARAFUSO | BOLT | PERNO |
| 1 TUBO | PIPE | CANO |
| 1 TUBO | PIPE | CANO |
| 1 CJ. MANGUEIRA | KIT, HOSE | MANGUITOS JUEGO |
| 1 CJ. TUBO | KIT, PIPE | JUEGO CANO |
| 1 CONECTOR | CONNECTOR | CONECTOR |
| 4 ARRUELA | WASHER | ARANDELA |
| 4 PARAFUSO | BOLT | PERNO |
| 2 ARRUELA | WASHER | ARANDELA |
| 2 TORNEIRA | FAUCET | GRIFO |

Kit Indicador Combustível
Fuel Indicator
Indicador Combustible

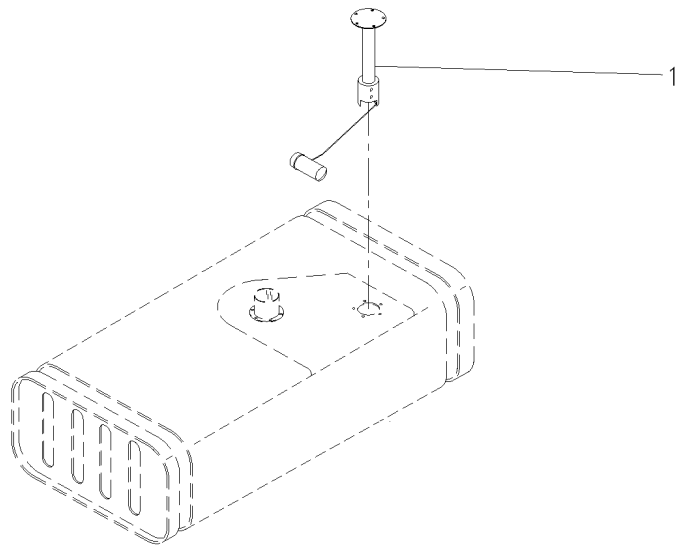
10-325

1 6225793M1

1 SENSOR

SENDER

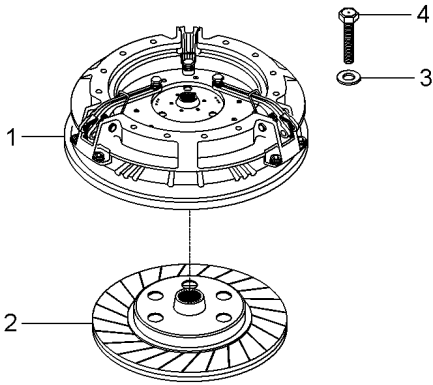
EMISOR



Embreagem Split Torque
Clutch Split Torque
Embrague Split Torque

12" - Nd - 21 Estrias
12" - Nd - 21 Furrow
12" - Nd - 21 Estrias

20-10



- 1 026566T3
- 2 048438T1
- 3 19752X
- 4 887892M1

20-15 No
5/16x18x1.47/64

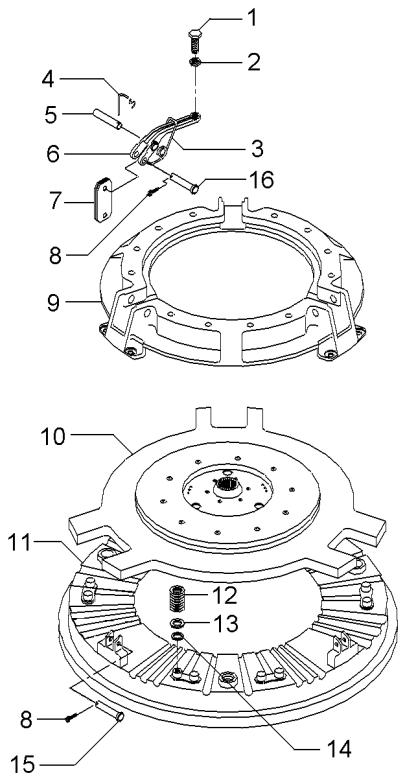
- 1 CJ. EMBREAGEM
- 1 DISCO
- 6 ARRUELA
- 6 PARAFUSO

KIT, CLUTCH
DISC
WASHER
BOLT

EMBRAGUE JUEGO
DISCO
ARANDELA
PERNO

Embreagem Split Torque
Clutch Split Torque
Embrague Split Torque

20-15



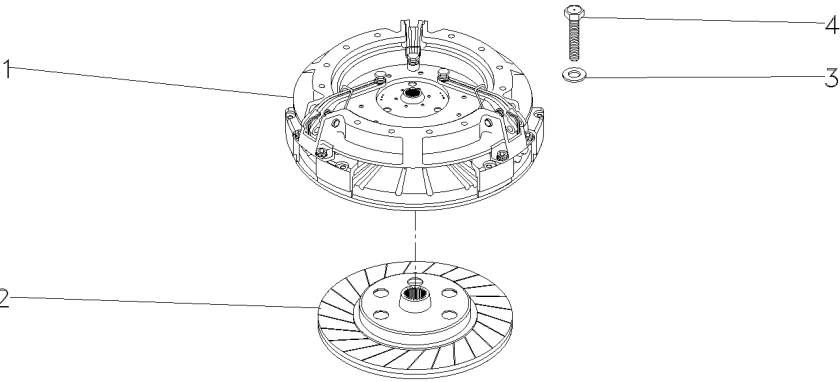
- 1 3147178M1
2 353430X1 3/8x24
3 887910M2
4 891827M1
5 891826M1
6 887898M1
7 3900547M1
8 354048X1
9 033204R1
10 033206R2
11 887907M1
12 3176865M1
13 1753751M1
14 3175517M1
15 887893M1
16 887897M1

- 3 PARAFUSO
3 PORCA
3 MOLA
3 GRAMPO
3 PINO
3 ALAVANCA
18 BIELETA
6 CUPILHA
1 COBERTURA
1 PLACA
1 PLATÔ
12 MOLA
12 ARRUELA
12 ARRUELA
3 PINO
3 PINO
- BOLT
NUT
SPRING
CRAMP
PIN
LEVER
LINK
COTTER PIN
BONNET
PLATE
PLATE
SPRING
WASHER
WASHER
PIN
PIN
- PERNO
TUERCA
RESORTE
PASADOR
PASADOR
PALANCA
CONEXION
PASADOR DOUBLE
CAPOT
PLATO
PLATO
RESORTE
ARANDELA
ARANDELA
PASADOR
PASADOR

Embreagem Dupla
Dual Clutch
Embrague Doble

10 Estrias
10 Furrow
10 Estrias

20-20



- 1
- 2 887889M94
- 3 19752X1
- 4 887892M1

041745T1

1 EMBREGEM	CLUTCH	EMBRAGUE
1 C.J. DISCO	KIT, DISC	KIT, DISC
6 ARRUELA	WASHER	ARANDELA
6 PARAFUSO	BOLT	PERNO

Embreagem Dupla
Dual Clutch
Embrague Doble

12" - Nd - 21 Estrias
12" - Nd - 21 Furrow
12" - Nd - 21 Estrias

20-25

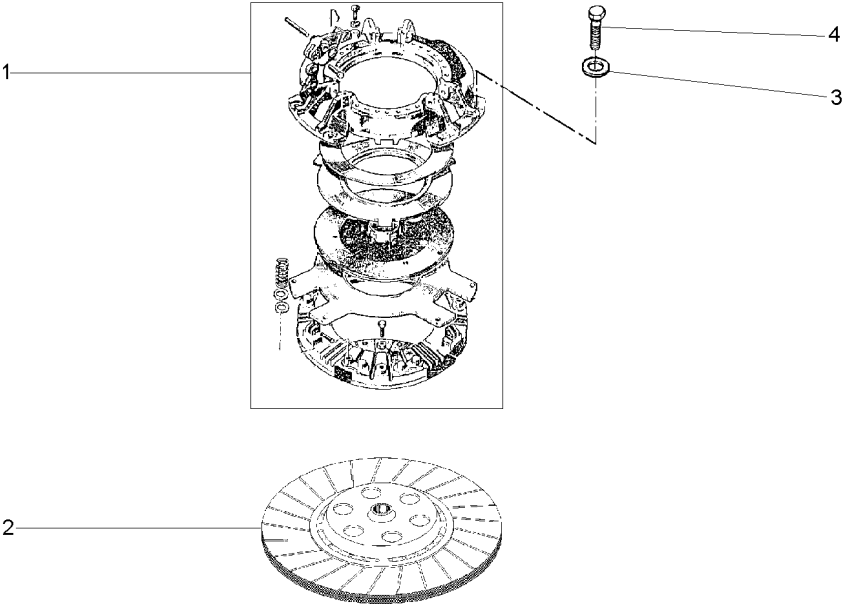
- 1 041745T1
- 2 048438T1
- 3 19752X
- 4 887892M1

20-30 No
5/16x18x1.47/64

- 1 CJ. EMBREAGEM
- 1 DISCO
- 6 ARRUELA
- 6 PARAFUSO

KIT, CLUTCH
DISC
WASHER
BOLT

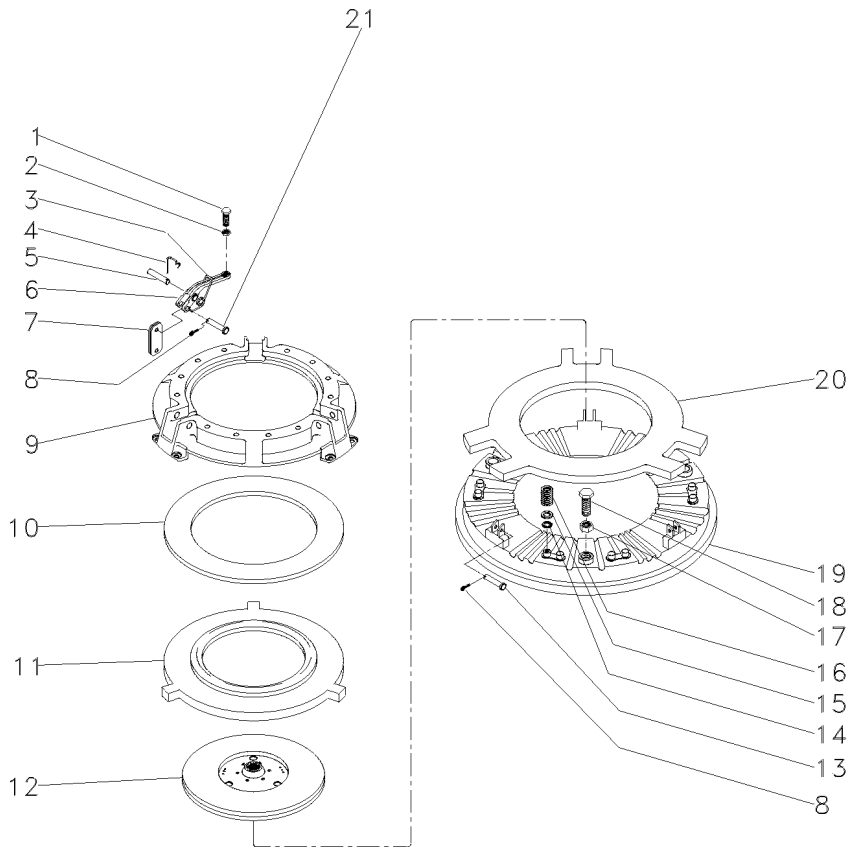
EMBRAGUE JUEGO
DISCO
ARANDELA
PERNO



Embreagem
Clutch
Embrague

Dupla
Dual
Doble

20-30



- 1 3147178M1
- 2 353430X1
- 3 887910M2
- 4 891827M1
- 5 891826M1
- 6 887898M1
- 7 3900547M1
- 8 354048X1
- 9 3176859M1
- 10 887906M1
- 11 3176863M1
- 12 1865836M91
- 13 887893M1
- 14 3175517M1
- 15 1753751M1
- 16 3176865M1
- 17 353916X1
- 18 181124M1
- 19 887907M1
- 20 887902M1
- 21 887897M1

3/8x24

5/16x24

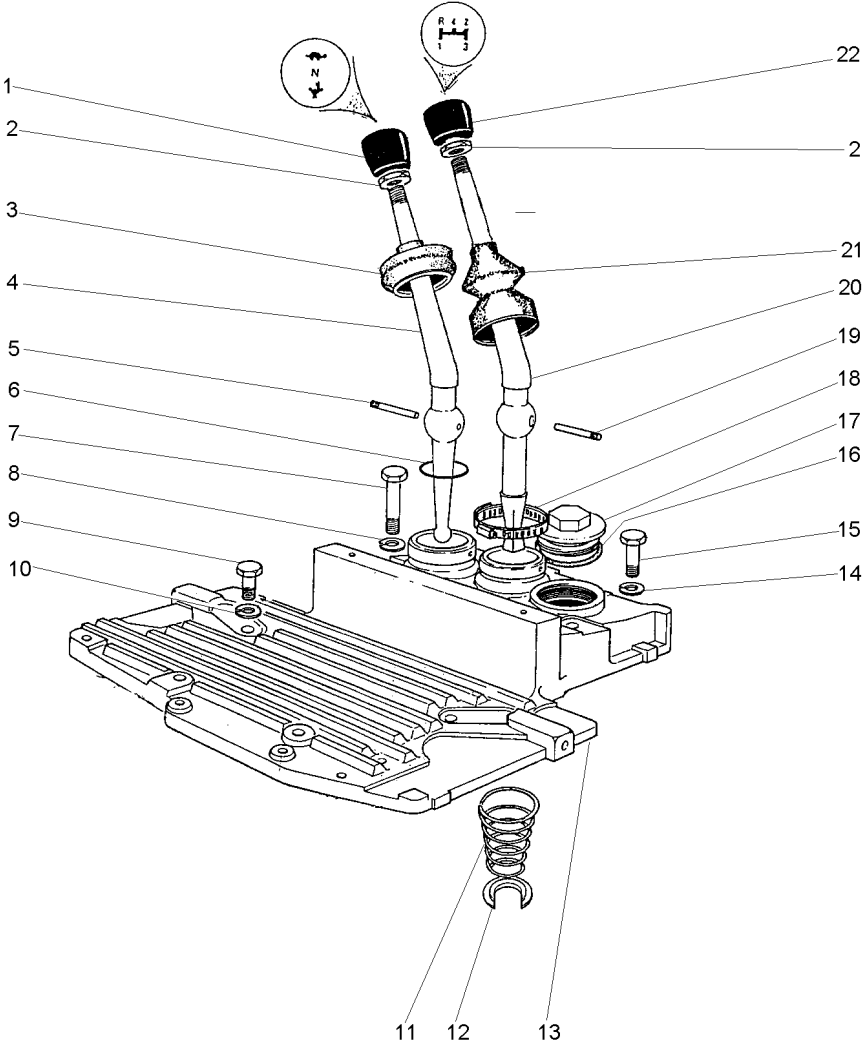
- 3 PARAFUSO
- 3 PORCA
- 3 MOLA
- 3 GRAMPO
- 3 PINO
- 3 ALAVANCA
- 18 BIELETA
- 6 CUPILHA
- 1 COBERTURA
- 1 MOLA PRATO
- 1 PLACA
- 1 DISCO
- 3 PINO
- 12 ARRUELA
- 12 ARRUELA
- 12 MOLA
- 3 PORCA
- 3 PARAFUSO
- 1 PLATÔ
- 1 PLACA
- 3 PINO

- BOLT
- NUT
- SPRING
- CRAMP
- PIN
- LEVER
- LINK
- COTTER PIN
- BONNET
- SPRING PLATE
- PLATE
- DISC
- PIN
- WASHER
- WASHER
- SPRING
- NUT
- BOLT
- PLATE
- PLATE
- PIN

- PERNO
- TUERCA
- RESORTE
- PASADOR
- PASADOR
- PALANCA
- CONEXION
- PASADOR DOUBLE
- CAPOT
- PLETINA MUELLE
- PLATO
- DISCO
- PASADOR
- ARANDELA
- ARANDELA
- RESORTE
- TUERCA
- PERNO
- PLATO
- PLATO
- PASADOR

Suporte E Alavancas
Bracket And Levers
Soporte Y Palancas

25-10



- 1 490703M1
- 2 353430X1
- 3 180579M6
- 4 2801130M1
- 5 180581M1
- 6 831527M1
- 7 353714X1
- 7 058291P1
- 8 353432X1
- 9 353699X1
- 9 058286P1
- 10 353432X1
- 11 192007M1
- 12 022345T1
- 13 027732P1
- 14 353432X1
- 15 377825X1
- 15 058289P1
- 16 359134X1
- 17 768300M1
- 18 490804M1
- 19 180581M1
- 20 027408P1
- 21 6234299M1
- 22 1484780M1

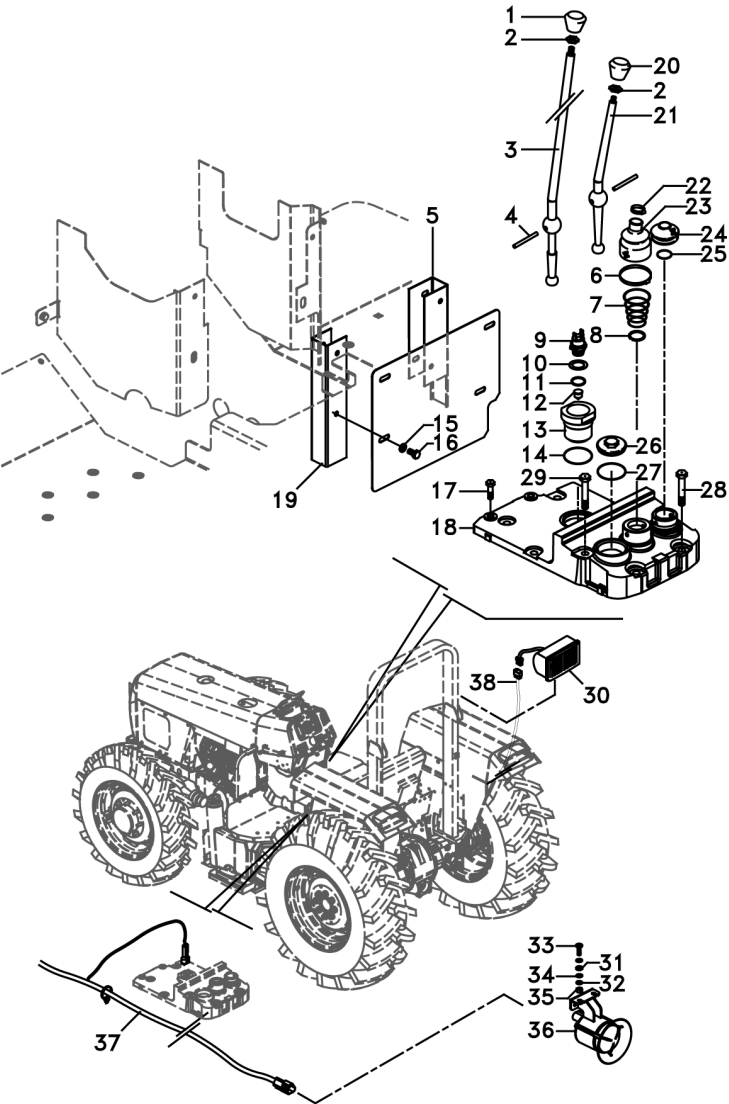
3/8x24

7/16x14x3"

7/16x14x1.1/8

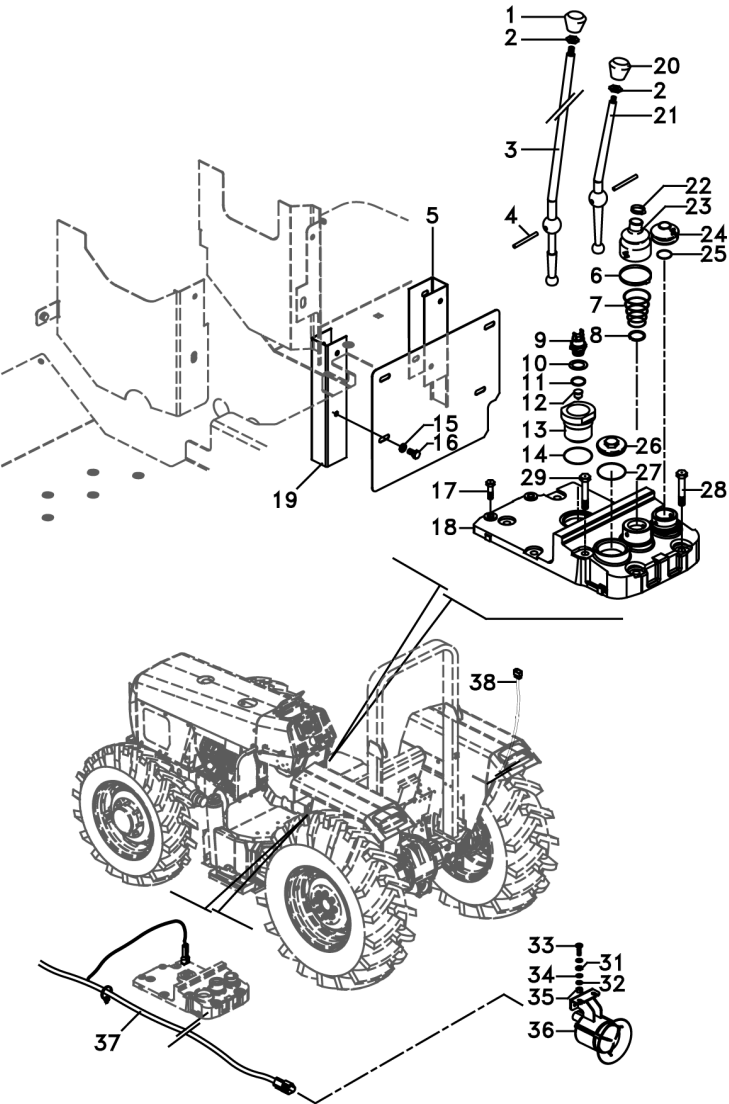
7/16x14x2.1/4

- | | | |
|--------------|---------|--------------|
| 1 MANÍPULO | KNOB | POMO |
| 2 PORCA | NUT | TUERCA |
| 1 COIFA | BELLOWS | FUELLE |
| 1 ALAVANCA | LEVER | PALANCA |
| 1 PINO | PIN | PASADOR |
| 1 ANEL "O" | O RING | JUNTA TORICA |
| 2 PARAFUSO | BOLT | PERNO |
| 2 PARAFUSO | BOLT | PERNO |
| 2 ARRUELA | WASHER | ARANDELA |
| 4 PARAFUSO | BOLT | PERNO |
| 3 PARAFUSO | BOLT | PERNO |
| 2 ARRUELA | WASHER | ARANDELA |
| 1 MOLA | SPRING | RESORTE |
| 1 ANEL TRAVA | CIRCLIP | CIRCULITO |
| 1 TAMPA | COVER | CUBIERTA |
| 2 ARRUELA | WASHER | ARANDELA |
| 4 PARAFUSO | BOLT | PERNO |
| 2 PARAFUSO | BOLT | PERNO |
| 1 ANEL "O" | O RING | JUNTA TORICA |
| 1 BUJÃO | PLUG | TAPON |
| 1 BRAÇADEIRA | CLAMP | ABRAZADERA |
| 1 PINO | PIN | PASADOR |
| 1 ALAVANCA | LEVER | PALANCA |
| 1 COIFA | BELLOWS | FUELLE |
| 1 MANÍPULO | KNOB | POMO |



- 1 1484780M1
- 2 353430X1
- 3 027408P1
- 4 180581M1
- 5 6234621M91
- 6 490804M1
- 7 192007M1
- 8 022345T1
- 9 6219208M1
- 10 339574X1
- 10 3409614M1
- 11 831497M1
- 12 046569P1
- 13 6227172M1
- 14 359134X1
- 15 353446X1
- 16 353676X1
- 17 058291P1
- 18 6227242M1
- 19 6234622M91
- 20 490703M2
- 21 2801130M1
- 22 3225356M1
- 23 1678565M3
- 24 180579M6
- 25 834527M1
- 26 768300M1
- 27 359134X1
- 28 058289P1
- 29 058286P1
- 30 6221297M91
- 31 3006155X1
- 32 339381X1
- 33 3001163X1
- 34 390469X1
- 35 390995X1
- 36 6230065M1
- 37 6227373M91
- 38 6238486M1

- | | | |
|----------------|--------------|----------------|
| 1 MANÍPULO | KNOB | POMO |
| 2 PORCA | NUT | TUERCA |
| 1 ALAVANCA | LEVER | PALANCA |
| 2 PINO | PIN | PASADOR |
| 1 CHAPA | PLATE | CHAPA |
| 1 BRAÇADEIRA | CLAMP | ABRAZADERA |
| 1 MOLA | SPRING | RESORTE |
| 1 ANEL TRAVA | CIRCLIP | CIRCULITO |
| 1 INTERRUPTOR | SWITCH | INTERRUPTOR |
| x ARRUELA | WASHER | ARANDELA |
| x ARRUELA | WASHER | ARANDELA |
| 1 ANEL "O" | O RING | JUNTA TORICA |
| 1 EXTENSÃO | EXTENSION | EXTENSION |
| 1 SUPORTE | BRACKET | SOPORTE |
| 2 ANEL "O" | O RING | JUNTA TORICA |
| 4 ARRUELA | WASHER | ARANDELA |
| 4 PARAFUSO | BOLT | PERNO |
| 2 PARAFUSO | BOLT | PERNO |
| 1 SUPORTE | BRACKET | SOPORTE |
| 1 CHAPA | PLATE | CHAPA |
| 1 MANÍPULO | KNOB | POMO |
| 1 ALAVANCA | LEVER | PALANCA |
| 1 BRAÇADEIRA | CLAMP | ABRAZADERA |
| 1 COIFA | BELLOWS | FUELLE |
| 1 COIFA | BELLOWS | FUELLE |
| 1 ANEL "O" | O RING | JUNTA TORICA |
| 1 BUJÃO | PLUG | TAPON |
| 2 ANEL "O" | O RING | JUNTA TORICA |
| 2 PARAFUSO | BOLT | PERNO |
| 4 PARAFUSO | BOLT | PERNO |
| 1 FAROL | LIGHT | ALUMBRADO |
| 2 ARRUELA | WASHER | ARANDELA |
| 2 ARRUELA | WASHER | ARANDELA |
| 2 PARAFUSO | BOLT | PERNO |
| 4 ARRUELA | WASHER | ARANDELA |
| 2 PORCA | NUT | TUERCA |
| 1 ALARME | ALARM | ALARMA |
| 1 C.J. CHICOTE | KIT, HARNESS | JUEGO DE ARNES |
| 1 CHICOTE | HARNESS | MAZO CABLES |

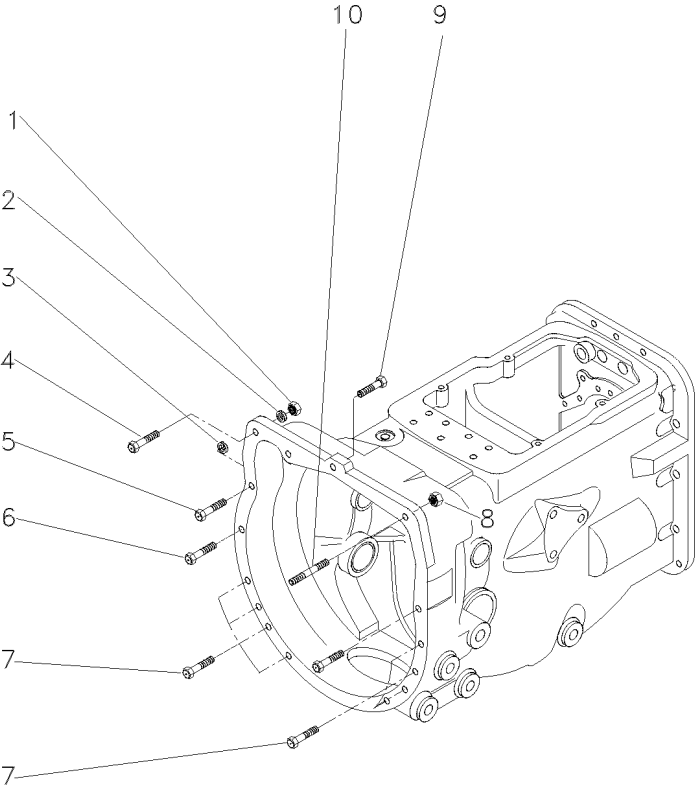


- 1 1484780M1
- 2 353430X1
- 3 027408P1
- 4 180581M1
- 5 6234621M91
- 6 490804M1
- 7 192007M1
- 8 022345T1
- 9 6219208M1
- 10 339574X1
- 10 3409614M1
- 11 831497M1
- 12 046569P1
- 13 6227172M1
- 14 359134X1
- 15 353446X1
- 16 353676X1
- 17 058291P1
- 18 6227242M1
- 19 6234622M91
- 20 490703M2
- 21 2801130M1
- 22 3225356M1
- 23 1678565M3
- 24 180579M6
- 25 834527M1
- 26 768300M1
- 27 359134X1
- 28 058289P1
- 29 058286P1
- 31 3006155X1
- 32 339381X1
- 33 3001163X1
- 34 390469X1
- 35 390995X1
- 36 6230065M1
- 37 6227373M91
- 38 6238486M1

- | | | |
|---------------|--------------|----------------|
| 1 MANÍPULO | KNOB | POMO |
| 2 PORCA | NUT | TUERCA |
| 1 ALAVANCA | LEVER | PALANCA |
| 2 PINO | PIN | PASADOR |
| 1 CHAPA | PLATE | CHAPA |
| 1 BRAÇADEIRA | CLAMP | ABRAZADERA |
| 1 MOLA | SPRING | RESORTE |
| 1 ANEL TRAVA | CIRCLIP | CIRCULITO |
| 1 INTERRUPTOR | SWITCH | INTERRUPTOR |
| x ARRUELA | WASHER | ARANDELA |
| x ARRUELA | WASHER | ARANDELA |
| 1 ANEL "O" | O RING | JUNTA TORICA |
| 1 EXTENSÃO | EXTENSION | EXTENSION |
| 1 SUPORTE | BRACKET | SOPORTE |
| 2 ANEL "O" | O RING | JUNTA TORICA |
| 4 ARRUELA | WASHER | ARANDELA |
| 4 PARAFUSO | BOLT | PERNO |
| 2 PARAFUSO | BOLT | PERNO |
| 1 SUPORTE | BRACKET | SOPORTE |
| 1 CHAPA | PLATE | CHAPA |
| 1 MANÍPULO | KNOB | POMO |
| 1 ALAVANCA | LEVER | PALANCA |
| 1 BRAÇADEIRA | CLAMP | ABRAZADERA |
| 1 COIFA | BELLOWS | FUELLE |
| 1 COIFA | BELLOWS | FUELLE |
| 1 ANEL "O" | O RING | JUNTA TORICA |
| 1 BUJÃO | PLUG | TAPON |
| 2 ANEL "O" | O RING | JUNTA TORICA |
| 2 PARAFUSO | BOLT | PERNO |
| 4 PARAFUSO | BOLT | PERNO |
| 2 ARRUELA | WASHER | ARANDELA |
| 2 ARRUELA | WASHER | ARANDELA |
| 2 PARAFUSO | BOLT | PERNO |
| 4 ARRUELA | WASHER | ARANDELA |
| 2 PORCA | NUT | TUERCA |
| 1 ALARME | ALARM | ALARMA |
| 1 CJ. CHICOTE | KIT, HARNESS | JUEGO DE ARNES |
| 1 CHICOTE | HARNESS | MAZO CABLES |

Fixação Motor - Transmissão
Fixation Engine - Transmission
Fixation Motor - Transmisión

25-15

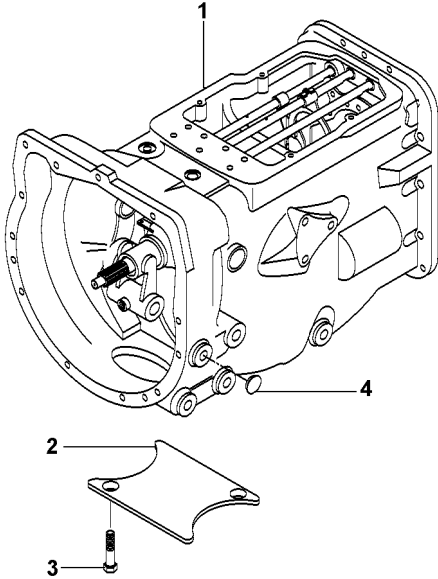


1	1441344X1	M12x1,25	1	PORCA	NUT	TUERCA
2	339369X1		1	ARRUELA	WASHER	ARANDELA
3	339369X1		2	ARRUELA	WASHER	ARANDELA
4	1441368X1	M12x1,25x45	1	PARAFUSO	BOLT	PERNO
5	339838X1	M12x1,75x65	2	PARAFUSO	BOLT	PERNO
6	339584X1	M12x1,75x55	2	PARAFUSO	BOLT	PERNO
7	339838X1	M12x1,75x65	8	PARAFUSO	BOLT	PERNO
8	1441344X1	M12x1,25	1	PORCA	NUT	TUERCA
9	048512P1		1	PARAFUSO	BOLT	PERNO
10	096964G1		1	PRISIONEIRO	STUD	ESPARRAGO

Transmissões
Transmission
Transmisión

8 Velocidades - Deslizante
8 Speed - Slip
8 Velocidades - Deslizante

25-20



- 1 063270N2
- 1
- 1
- 1
- 2 021020P2
- 3 354441X1
- 4 027014P1

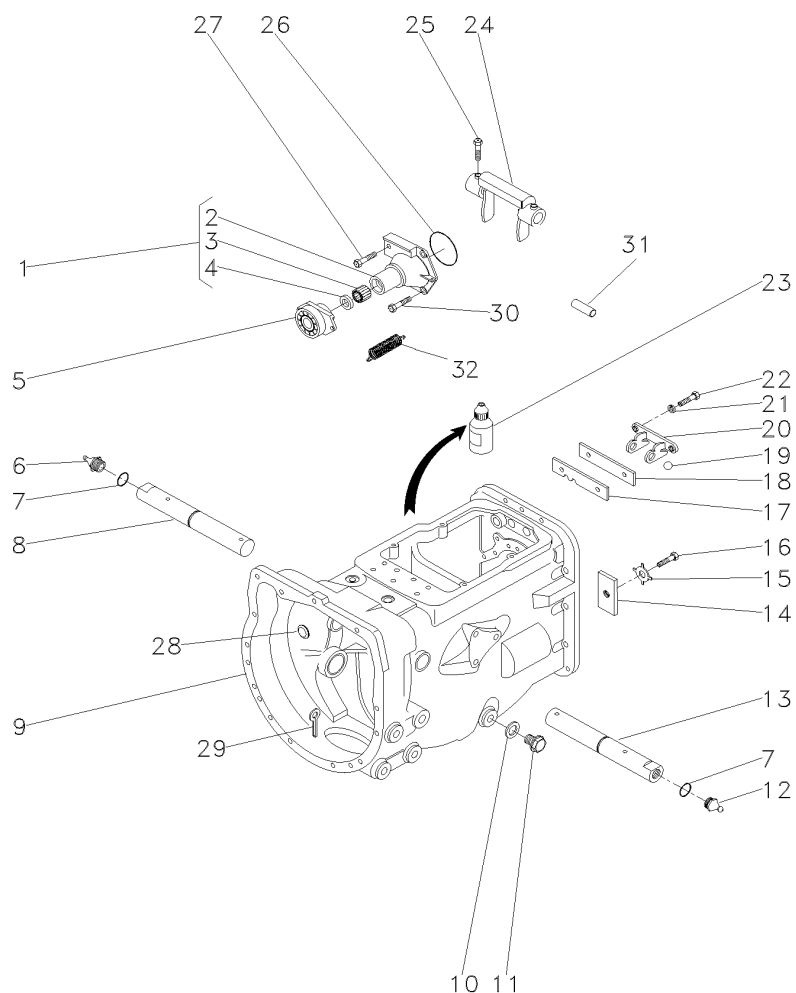
- 25-25 No
- 25-35 No
- 25-40 No
- 25-55 No



5/8x11x1"

- 1 CX. TRANSMISSÃO
- 1 CX. TRANSMISSÃO
- 1 CX. TRANSMISSÃO
- 1 CX. TRANSMISSÃO
- 1 TAMPA
- 4 PARAFUSO
- 4 TAMPÃO

- TRANSMISSION
- TRANSMISSION
- TRANSMISSION
- TRANSMISSION
- COVER
- BOLT
- PAD

- TRANSMISION
- TRANSMISION
- TRANSMISION
- TRANSMISION
- CUBIERTA
- PERNO
- ALMOHADILLA



- | | | |
|----|------------|--|
| 1 | 1860890M91 | |
| 2 | 1860876M1 | 1 |
| 3 | 886668M1 | 1 |
| 4 | 1860867M3 | 1 |
| 5 | 063142N1 |  25-50 No |
| 6 | 29951X | |
| 7 | 364784X1 | |
| 8 | 058424P1 | |
| 9 | 488156M97 |  25-30 No |
| 10 | 180474M1 | |
| 11 | 050698T1 | |
| 12 | 13811X | |
| 13 | 058424P1 | |
| 14 | 184789M1 | |
| 15 | 828020M1 | |
| 16 | 362433X1 | |
| 17 | 1860764M2 | |
| 18 | 1860765M1 | |
| 19 | 391838X1 | |
| 20 | 1860761M1 | |
| 21 | 353434X1 | |
| 22 | 362443X1 | |
| 23 | 0710129 | |
| 24 | 886719M1 | |
| 25 | 180002M1 | |
| 26 | 886089M1 | |
| 27 | 377480X1 | |
| 28 | 2950X | |
| 29 | 354076X1 | |
| 30 | 377477X1 | |
| 31 | 1860767M1 | |
| 32 | 3700450M1 | |

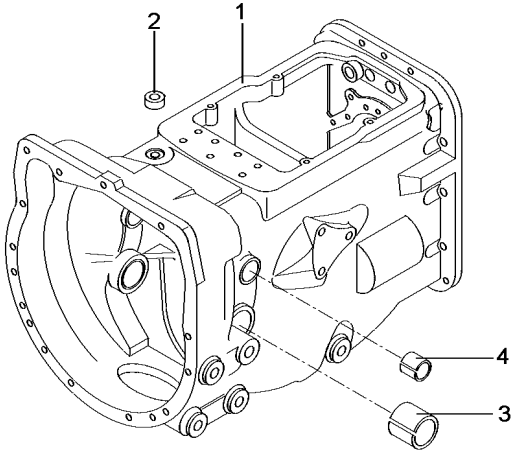
- | | | | |
|---|-----------------|----------------|-----------------|
| 1 | FLANGE | FLANGE | PLETINA |
| 1 | FLANGE | FLANGE | PLETINA |
| 1 | ROLAMENTO | BEARING | COJINETE |
| 1 | RETENTOR | SEAL | RETEN |
| 1 | PORTA ROLAMENTO | BEARING FLANGE | BEARING FLANGE |
| 1 | GRAXEIRA | GREASER | ENGRASADOR |
| 2 | ANEL "O" | O RING | JUNTA TORICA |
| 1 | EIXO | SHAFT | ARBOL |
| 1 | CJ. CARCAÇA | HOUSE ASSY | CONJ. CARTER |
| 1 | ARRUELA | WASHER | ARANDELA |
| 1 | BUJÃO | PLUG | TAPON |
| 1 | GRAXEIRA | GREASER | ENGRASADOR |
| 1 | EIXO | SHAFT | ARBOL |
| 1 | TRAVA | LOCK | RETENEDOR |
| 1 | ARRUELA | WASHER | ARANDELA |
| 1 | PARAFUSO | BOLT | PERNO |
| 1 | PLACA | PLATE | PLATO |
| 1 | ESPAÇADOR | SPACER | PIEZA DISTANCIA |
| 2 | ESFERA | BALL | BOLA |
| 1 | SUPORTE | BRACKET | SOPORTE |
| 2 | ARRUELA | WASHER | ARANDELA |
| 2 | PARAFUSO | BOLT | PERNO |
| 1 | JUNTA | GASKET | EMPAQUETADURA. |
| 1 | GARFO | FORK | HORQUILLA |
| 2 | PARAFUSO | BOLT | PERNO |
| 1 | ANEL "O" | O RING | JUNTA TORICA |
| 1 | PARAFUSO | BOLT | PERNO |
| 1 | BUJÃO | PLUG | TAPON |
| 1 | CUPIILHA | COTTER PIN | PASADOR DOUBLE |
| 3 | PARAFUSO | BOLT | PERNO |
| 1 | PINO | PIN | PASADOR |
| 2 | MOLA | SPRING | RESORTE |

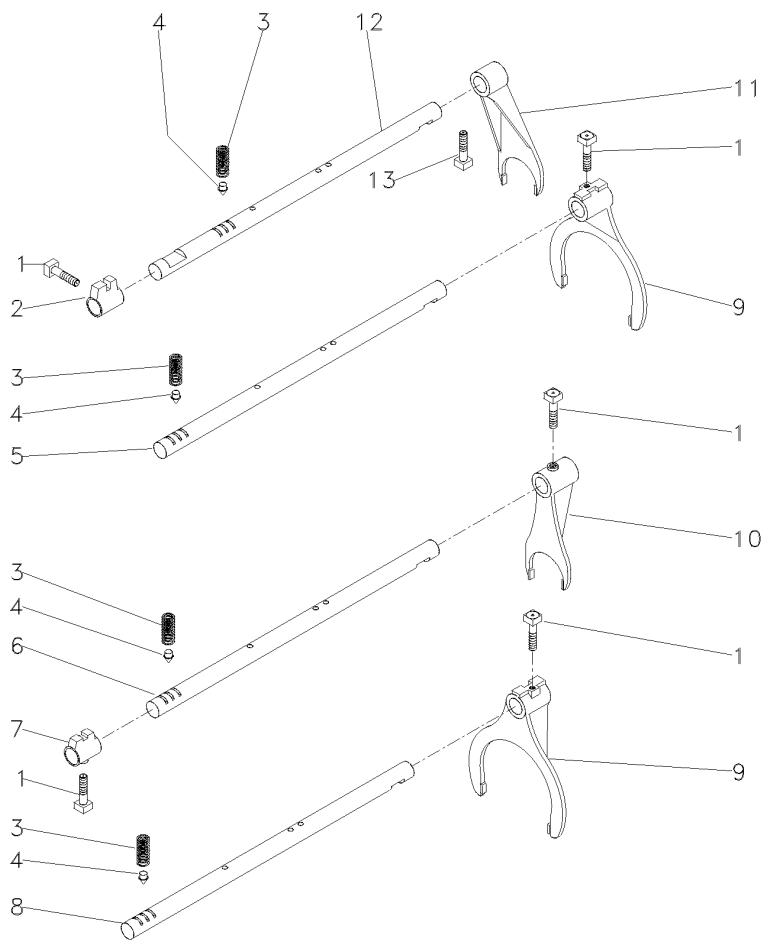
Carcaça
Housing
Carter

25-30

- 1 052462P1
- 2 183071M1
- 3 180801M1
- 4 6227779M1

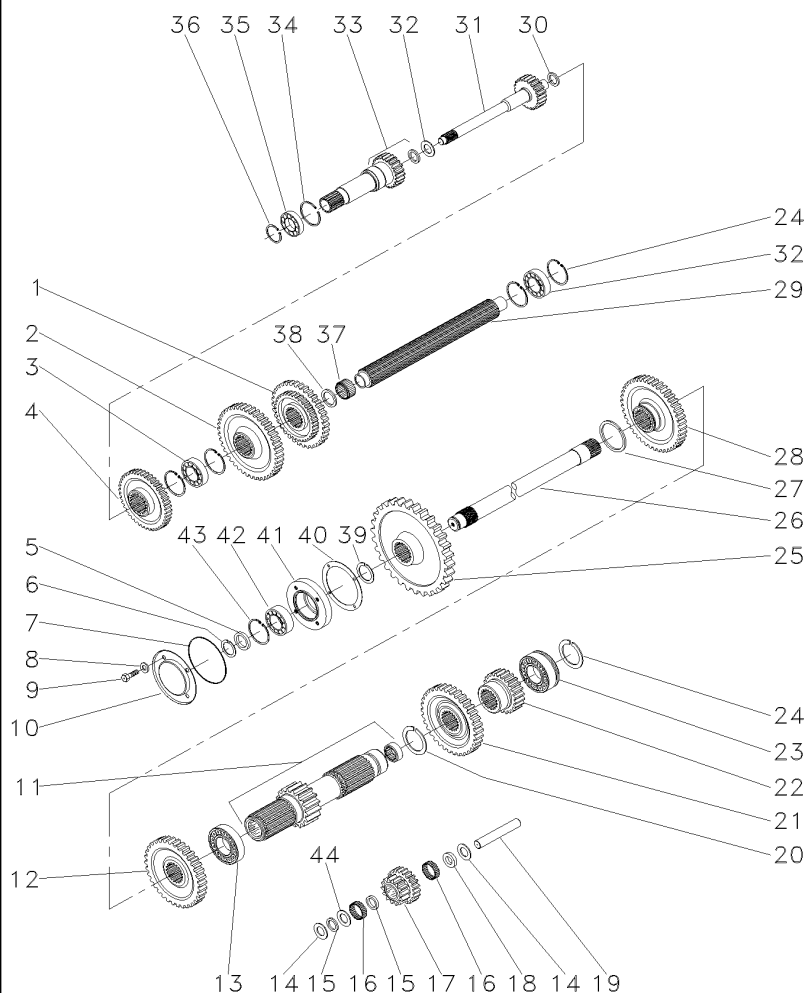
- | | | |
|-----------|---------|-------------|
| 1 CARÇAÇA | HOUSING | ALOJAMIENTO |
| 1 BUJÃO | PLUG | TAPON |
| 2 BUCHA | BUSH | CASQUILLO |
| 2 BUCHA | BUSH | CASQUILLO |





- 1 180002M1
- 2 180446M1
- 3 191221M1
- 4 180418M2
- 5 180442M2
- 6 1862866M1
- 7 1862868M2
- 8 180438M2
- 9 1860773M1
- 10 1873532M1
- 11 897065M2
- 12 894703M2
- 13 180002M1

- | | | | |
|---|----------|----------|-----------|
| 5 | PARAFUSO | BOLT | PERNO |
| 1 | SELETOR | SELECTOR | SELECTOR |
| 4 | MOLA | SPRING | RESORTE |
| 4 | PINO | PIN | PASADOR |
| 1 | EIXO | SHAFT | ARBOL |
| 1 | EIXO | SHAFT | ARBOL |
| 1 | SELETOR | SELECTOR | SELECTOR |
| 2 | EIXO | SHAFT | ARBOL |
| 2 | GARFO | FORK | HORQUILLA |
| 1 | GARFO | FORK | HORQUILLA |
| 1 | GARFO | FORK | HORQUILLA |
| 1 | EIXO | SHAFT | ARBOL |
| 1 | PARAFUSO | BOLT | PERNO |



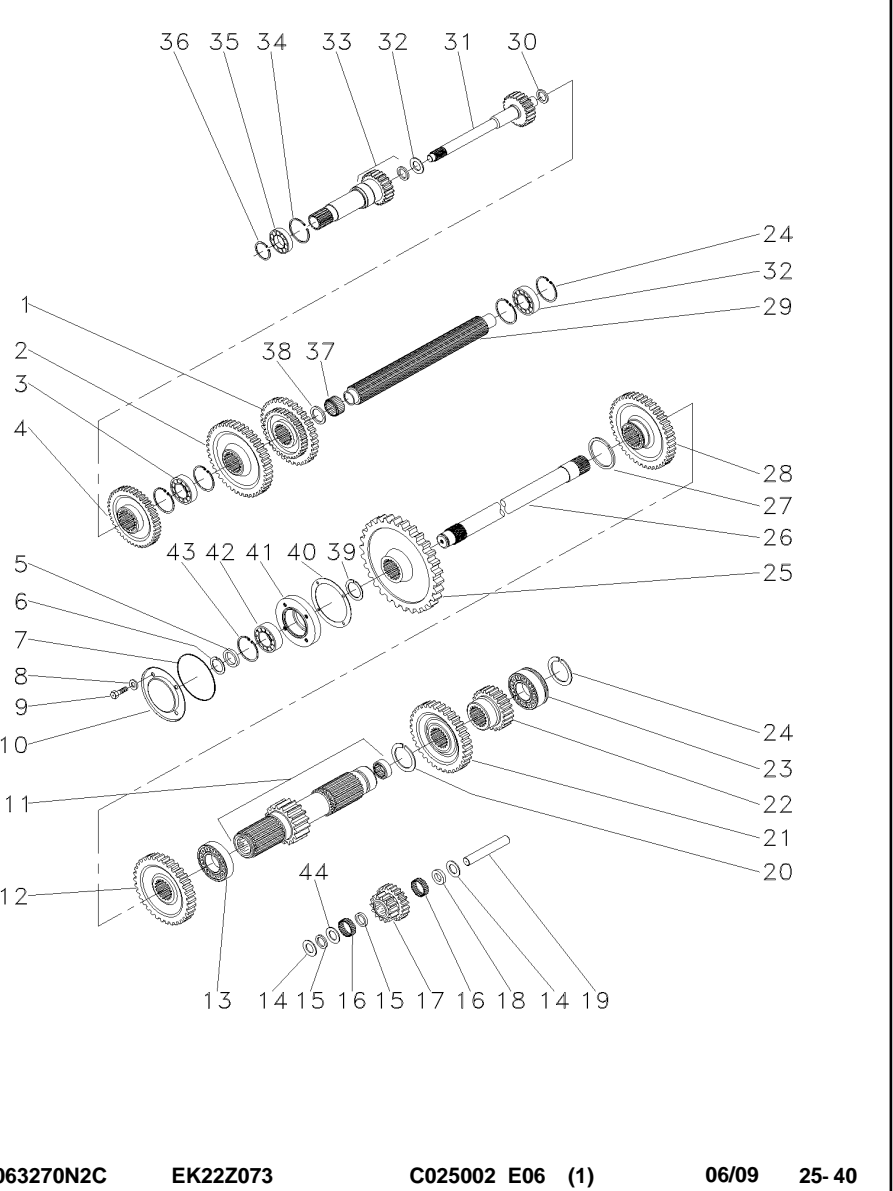
- 1 880957M1
- 1 880957M1
- 1 071622P2
- 1 071622P2
- 2 520700M2
- 3 3587731M2
- 4 1660095M1
- 5 881122M2
- 6 899385M1
- 7 1004633M1
- 8 376703X1
- 9 362439X1
- 10 883620M1
- 11 906743M92
- 12 1868010M1
- 13 195507M1
- 14 180458M1
- 15 183037M1
- 16 183039M1
- 17 6217373M1
- 18 189449M1
- 19 180445M1
- 20 195500M1
- 21 180415M1
- 22 180419M1
- 22 180419M1
- 22 072221P1
- 22 072221P1
- 23 3410432M1
- 24 195363M1
- 25 9004882M1
- 26 1868533M2
- 27 195499M1
- 28 906468M1
- 29 1687643M1
- 30 964944M1
- 31 964926M1
- 32 964929M1
- 33 9004880M91
- 34 516503M1
- 35 834850M1
- 36 762101M1
- 37 2700273M1
- 38 2700274M1
- 39 358913X1
- 40 180432M1
- 41 899331M1
- 42 899377M2

- ➡ 250209C000729
- ➡ 250209C000730
- ➡ 255209C000023

15

- ➡ 250209C000729
- ➡ 250209C000730
- ➡ 23
- ➡ 255409C001162
- ➡ 23

1 ENGRENAGEM	GEAR	ENGRANAJE
1 ENGRENAGEM	GEAR	ENGRANAJE
1 ENGRENAGEM	GEAR	ENGRANAJE
1 ENGRENAGEM	GEAR	ENGRANAJE
1 ENGRENAGEM	GEAR	ENGRANAJE
1 ROLAMENTO	BEARING	COJINETE
1 ENGRENAGEM	GEAR	ENGRANAJE
1 ANEL	RING	ARO
1 ANEL	RING	ARO
1 ANEL "O"	O RING	JUNTA TORICA
4 ARRUELA	WASHER	ARANDELA
4 PARAFUSO	BOLT	PERNO
1 TAMPA	COVER	CUBIERTA
1 EIXO	SHAFT	ARBOL
1 ENGRENAGEM	GEAR	ENGRANAJE
1 ROLAMENTO	BEARING	COJINETE
2 ARRUELA	WASHER	ARANDELA
2 ARRUELA	WASHER	ARANDELA
56 ROLETE	ROLLER	RODILLO
1 PINHÃO	PINION	PINON
1 ARRUELA	WASHER	ARANDELA
1 EIXO	SHAFT	ARBOL
1 ANEL TRAVA	CIRCLIP	CIRCULITO
1 ENGRENAGEM	GEAR	ENGRANAJE
1 ENGRENAGEM	GEAR	ENGRANAJE
1 ENGRENAGEM	GEAR	ENGRANAJE
1 ENGRENAGEM	GEAR	ENGRANAJE
1 ENGRENAGEM	GEAR	ENGRANAJE
1 ENGRENAGEM	GEAR	ENGRANAJE
2 ROLAMENTO	BEARING	COJINETE
5 ANEL TRAVA	CIRCLIP	CIRCULITO
1 ENGRENAGEM	GEAR	ENGRANAJE
1 EIXO	SHAFT	ARBOL
1 ANEL TRAVA	CIRCLIP	CIRCULITO
1 ENGRENAGEM	GEAR	ENGRANAJE
1 ÁRVORE	AXLE	EJE
1 ESPAÇADOR	SPACER	PIEZA DISTANCIA
1 ÁRVORE	AXLE	EJE
1 ARRUELA	WASHER	ARANDELA
1 EIXO	SHAFT	ARBOL
1 ANEL TRAVA	CIRCLIP	CIRCULITO
1 ROLAMENTO	BEARING	COJINETE
1 ANEL TRAVA	CIRCLIP	CIRCULITO
1 ROLAMENTO AGULHA	BEARING NEEDLE	COJINETA AGUJAS
2 ESPAÇADOR	SPACER	PIEZA DISTANCIA
1 ANEL TRAVA	CIRCLIP	CIRCULITO
1 JUNTA	GASKET	EMPAQUETADURA
1 FLANGE	FLANGE	PLETINA
1 ROLAMENTO	BEARING	COJINETE



- | | | | |
|-------------|--------------|---------|-----------|
| 43 355988X1 | 1 ANEL TRAVA | CIRCLIP | CIRCULITO |
| 44 183038M1 | 1 ARRUELA | WASHER | ARANDELA |

Pinhão
Pinion
Pinion

25-45

--	--	--	--

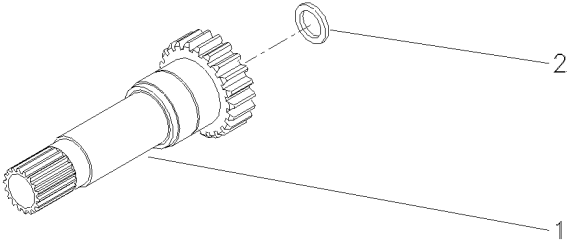
- 1 1868531M1
- 2 1860011M1

17

- 1 EIXO
- 1 RETENTOR

SHAFT
SEAL

ARBOL
RETEN



Porta
Door
Puerta

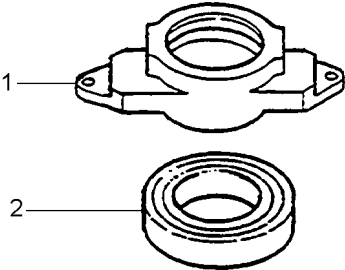
25-50

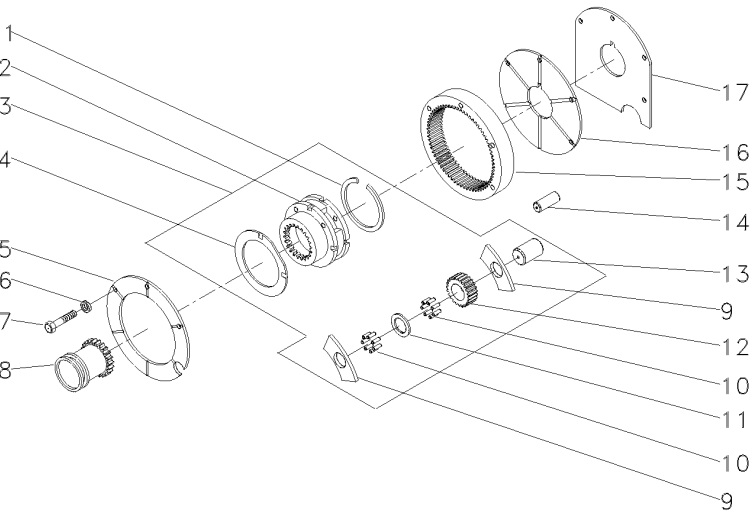
- 1 886727M4
- 2 3700527M1

- 1 COLAR
- 1 ROLAMENTO

COLLAR
BEARING

COLLAR
COJINETE





1	366317X1	3	1	ANEL TRAVA	CIRCLIP		1	CIRCULITO
2	1860308M91	3	1	PORTA ENGRENAGEM	CARRIER			PORTADOR
3	518938M92	3	1	CJ. REDUTOR	KIT, CARRIER			JUEGO PORTADOR
4	518414M1	3	2	ARRUELA	WASHER			ARANDELA
5	184012M4		1	PLACA	PLATE			PLATO
6	353434X1		3	ARRUELA	WASHER			ARANDELA
7	362684X1		4	PARAFUSO	BOLT			PERNO
8	184770M2		1	LUVA	SLEEVE			MANCHA
9	516526M1	3	6	ARRUELA	WASHER			ARANDELA
10	834211M1	3	144	ROLETE	ROLLER			RODILLO
11	897020M1	3	3	ARRUELA	WASHER			ARANDELA
12	516509M1	3	3	ENGRENAGEM	GEAR			ENGRANAJE
13	518415M1	3	3	EIXO	SHAFT			ARBOL
14	180409M1		2	PINO	PIN			PASADOR
15	1865530M1	68	1	COROA	ANNULAR GEAR			ENGRANAJE ANULAR
16	180408M2		1	PLACA	PLATE			PLATO
17	180403M1		1	CALÇO	SHIM			CALCE

Fixação Eixo Traseiro - Transmissão
Rear Axle - Transmission
Eje Trasero - Transmisión

30-10

2 Rodas Motrizes
2 Wheels Drive
2 Ruedas Motriz

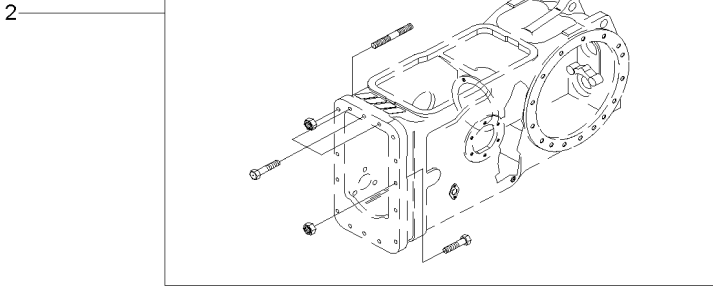
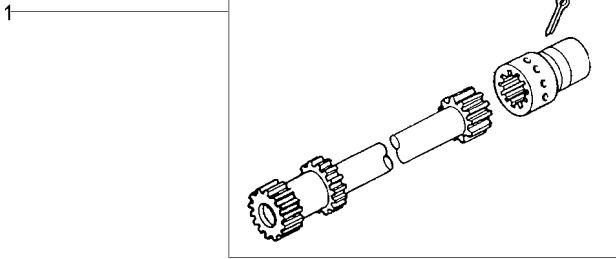
- 1 3146570M91
- 2 048424N2

- 30-40 No
- 30-35 No

- 1 EIXO
- 1 FIXAÇÃO

- SHAFT
- CATCH

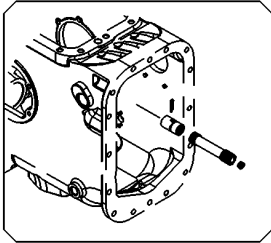
- ARBOL
- FIJADOR



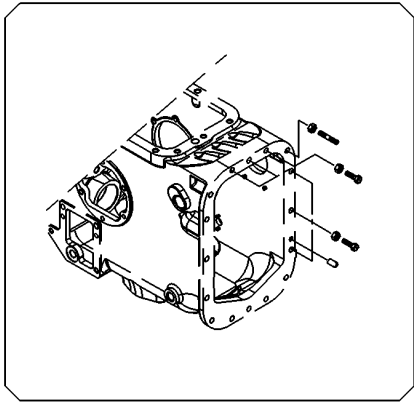
Fixação Eixo Traseiro - Transmissão
Rear Axle - Transmission
Eje Trasero - Transmisión

30-15

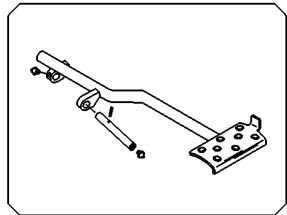
4 Rodas Motrizes
4 Wheels Drive
4 Ruedas Motriz



1



2



3

- 1 3146570M91
- 2 048424N2
- 3 022956N1

- 30-40 No
- 30-35 No
- 30-25 No

- 1 EIXO
- 1 FIXAÇÃO
- 1 PEDAL

- SHAFT
- CATCH
- PEDAL

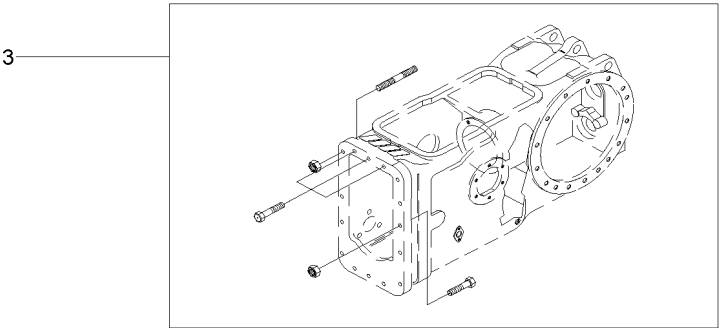
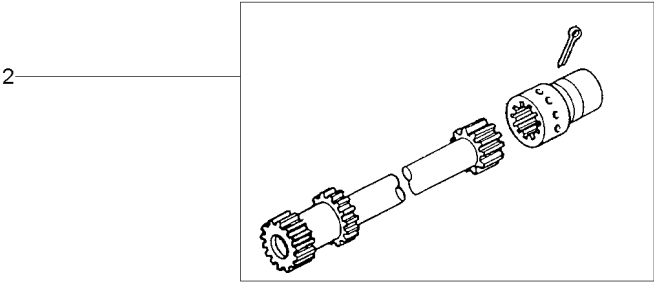
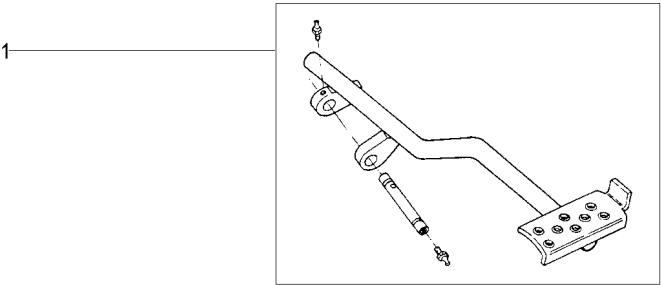
- ARBOL
- FIJADOR
- PEDAL

Fixação Eixo Traseiro - Transmissão
Rear Axle - Transmission
Eje Trasero - Transmisión

Estreito
Narrow
Estrecho

30-20

Tratores Estreito / Compacto
Narrow Tractors / Compact
Tractores Estrecho / Compacto



- 1 036978N1
- 2 3146570M91
- 3 048424N2

- 30-30 No
- 30-40 No
- 30-35 No

- 1 PEDAL
- 1 EIXO
- 1 FIXAÇÃO

- PEDAL
- SHAFT
- CATCH

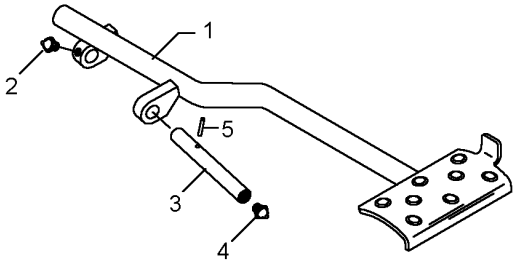
- PEDAL
- ARBOL
- FIJADOR

Pedal De Bloqueio Do Diferencial Eixo Traseiro
 Rear Axle- Differential Lock Pedal
 Eje Trasero Con Blocaje Diferencial-Pedal

30-25

--	--	--	--

1	022697S1		1	PEDAL	PEDAL	PEDAL
2	13811X	1/4"-28	1	GRAXEIRA	GREASER	ENGRASADOR
3	072292P1		1	EIXO	SHAFT	ARBOL
4	13811X	1/4"-28	1	GRAXEIRA	GREASER	ENGRASADOR
5	357632X1		1	PINO	PIN	PASADOR



Pedal De Bloqueio
Pedal
Pedal

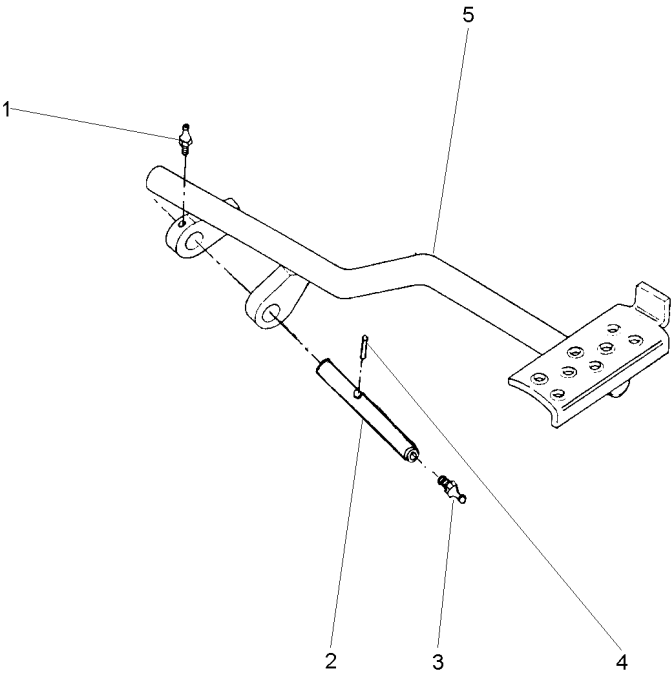
30-30

- 1 13811X
- 2 072292P1
- 3 13811X
- 4 357632X1
- 5 036976S1

- 1 GRAXEIRA
- 1 EIXO
- 1 GRAXEIRA
- 1 PINO
- 1 PEDAL

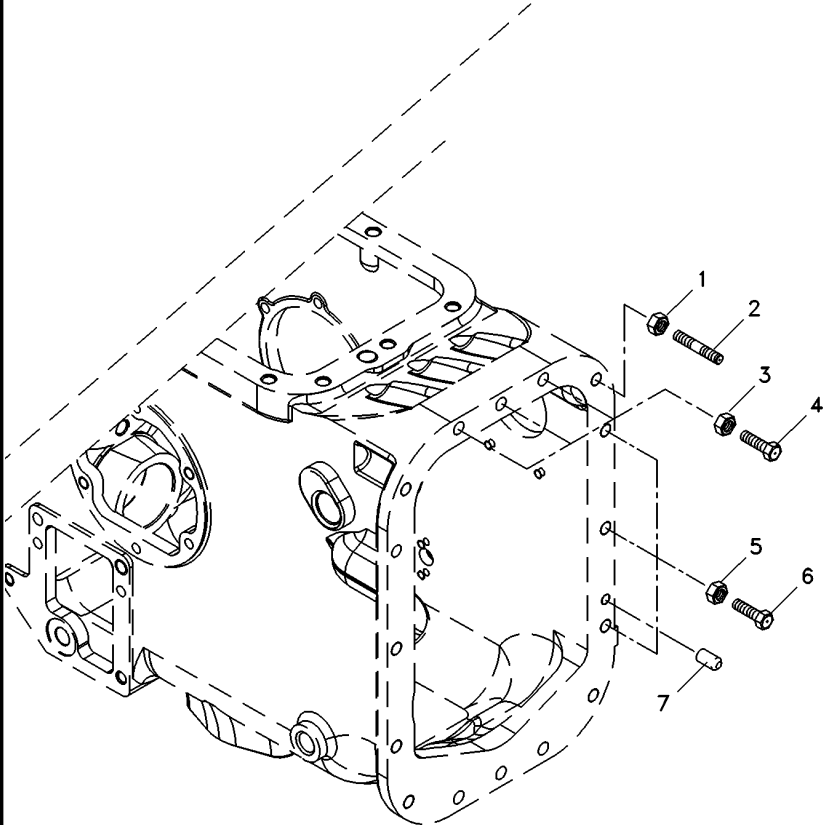
- GREASER
- SHAFT
- GREASER
- PIN
- PEDAL

- ENGRASADOR
- ARBOL
- ENGRASADOR
- PASADOR
- PEDAL



Fixação Eixo Traseiro - Transmissão
Rear Axle - Transmission
Eje Trasero - Transmisión

30-35

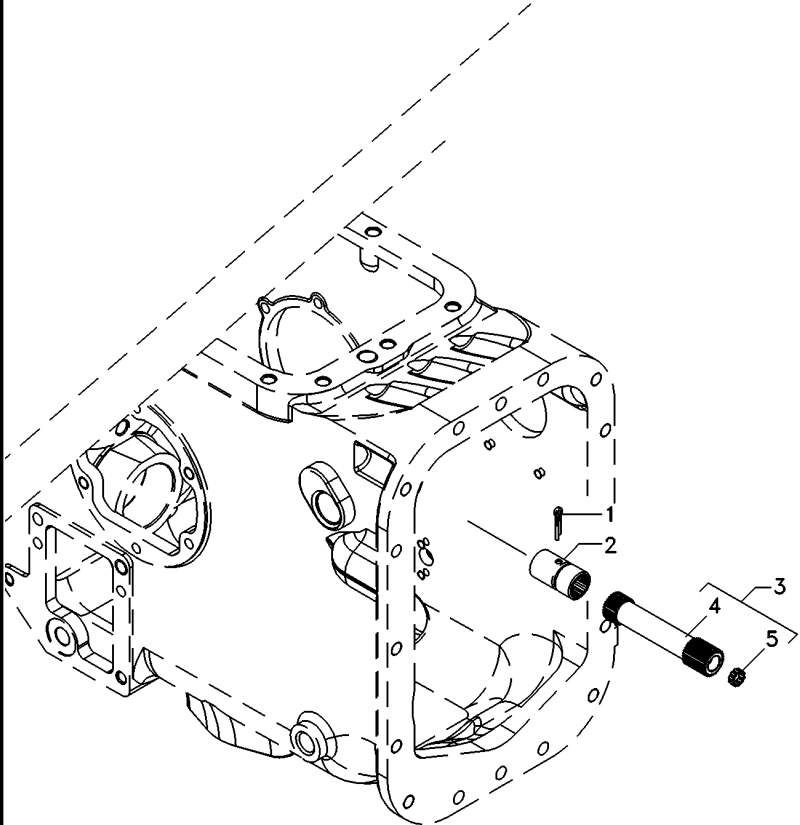


- 1 069676T1
- 2 3589429M1
- 3 069676T1
- 4 377563X1
- 5 069676T1
- 6 377561X1
- 7 191314M1

- | | | | |
|----|-------------|------|-----------|
| 3 | PORCA | NUT | TUERCA |
| 3 | PRISIONEIRO | STUD | ESPARRAGO |
| 3 | PORCA | NUT | TUERCA |
| 3 | PARAFUSO | BOLT | PERNO |
| 10 | PORCA | NUT | TUERCA |
| 10 | PARAFUSO | BOLT | PERNO |
| 2 | PINO | PIN | PASADOR |

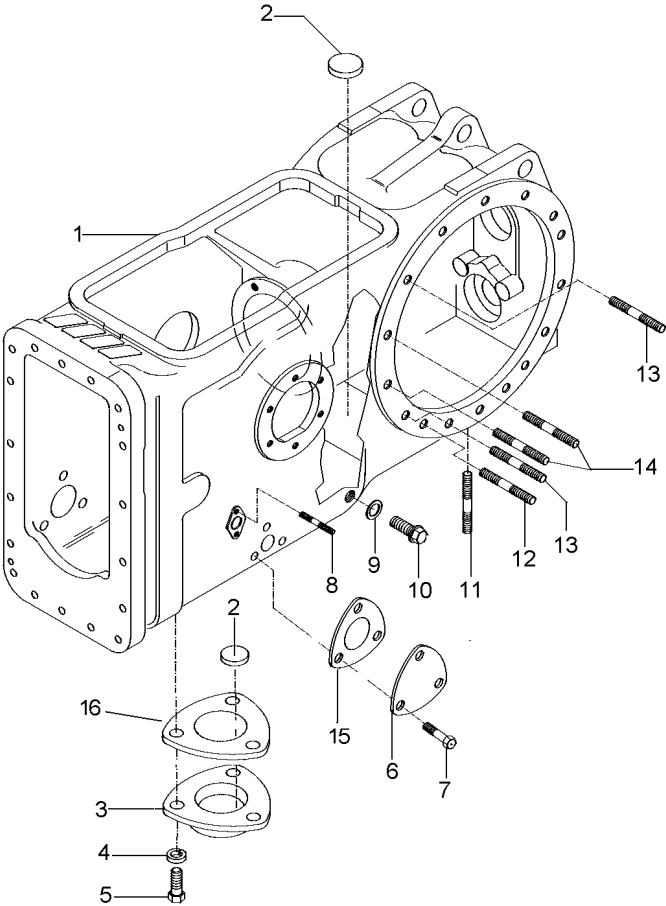
Eixo Propulsor
Propeller Axle
Eje Propulsor

30-40



- 1 355342X1
- 2 3611473M1
- 3 048386N1
- 4 048383P1
- 5 195513M1

- | | | |
|--------------------|----------------|-----------------|
| 1 CUPILHA | COTTER PIN | PASADOR DOUBLE |
| 1 LUVA | SLEEVE | MANCHA |
| 1 CJ. EIXO | KIT, AXLE | JUEGO DE EJE |
| 1 EIXO | SHAFT | ARBOL |
| 1 ROLAMENTO AGULHA | BEARING NEEDLE | COJINETA AGUJAS |



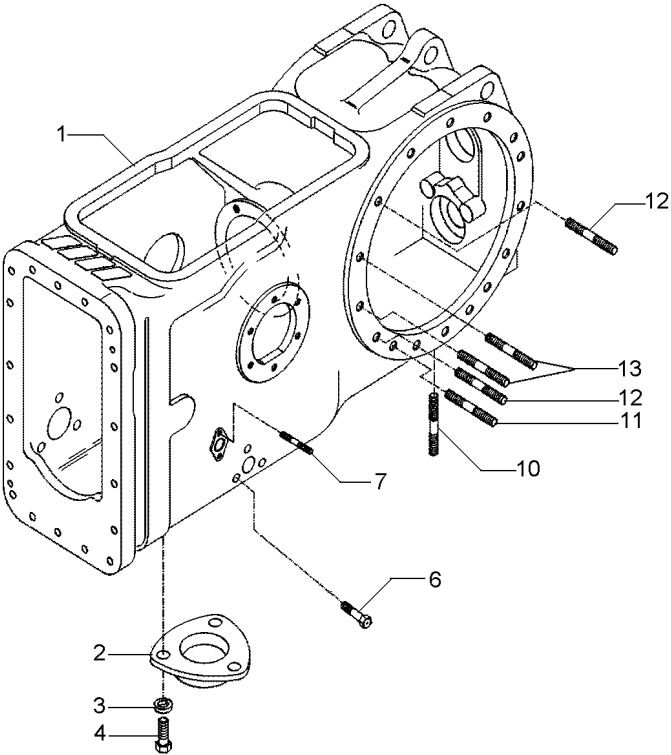
- 1 022334P5
- 2 020468T1
- 3 1869491M1
- 4 353446X1
- 5 353676X1
- 6 3411758M1
- 7 353691X1
- 8 195569M2
- 9 180474M1
- 10 3409712M1
- 11 490808M1
- 12 1860900M1
- 13 1860900M1
- 14 377616X1
- 15 1660551M2
- 16 6214508M1

1 CARÇAÇA	HOUSING	ALOJAMIENTO
3 MAGNÉTICO	MAGNET	IMAN
1 TAMPA	COVER	CUBIERTA
3 ARRUELA	WASHER	ARANDELA
3 PARAFUSO	BOLT	PERNO
1 TAMPA	COVER	CUBIERTA
3 PARAFUSO	BOLT	PERNO
4 PRISIONEIRO	STUD	ESPARRAGO
1 ARRUELA	WASHER	ARANDELA
1 BUJÃO	PLUG	TAPON
4 PRISIONEIRO	STUD	ESPARRAGO
2 PRISIONEIRO	STUD	ESPARRAGO
12 PRISIONEIRO	STUD	ESPARRAGO
4 PRISIONEIRO	STUD	ESPARRAGO
1 JUNTA	GASKET	EMPAQUETADURA.
1 JUNTA	GASKET	EMPAQUETADURA.

Carcaça Central Eixo Traseiro
Rear Axle Centre Housing
Eje Central Carcasa

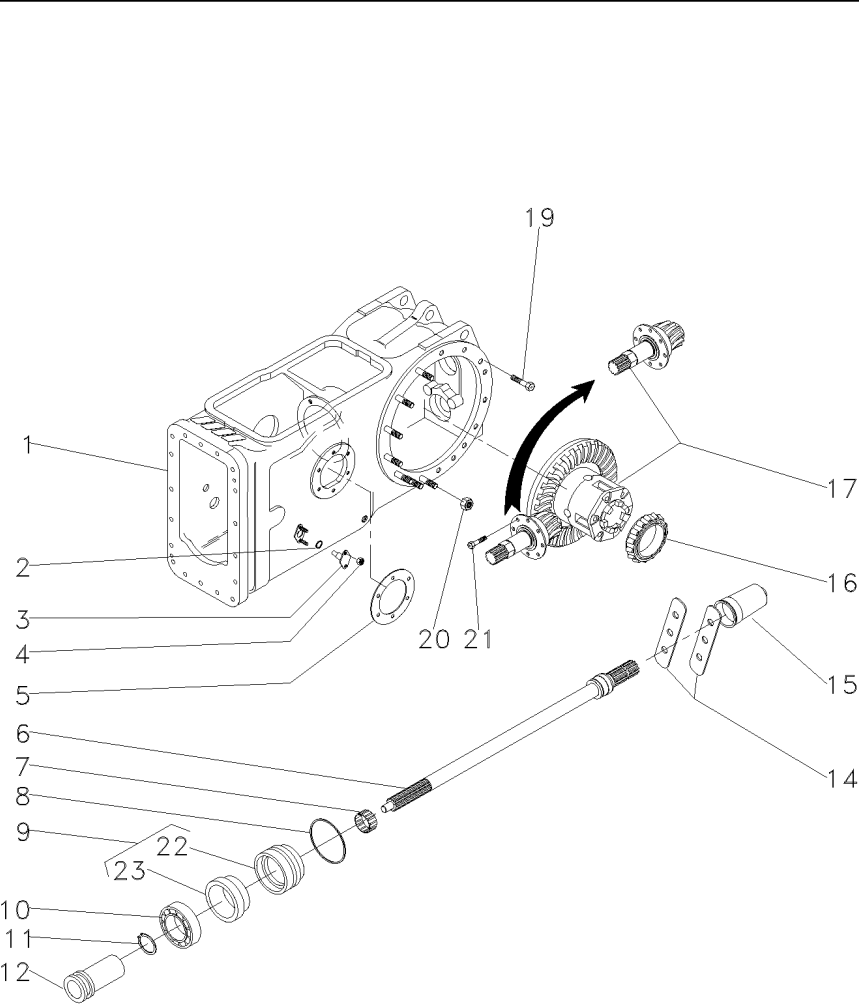
30-50

4 Rodas Motrizes
4 Wheels Drive
4 Ruedas Motriz



- | | | |
|----|-----------|------------------|
| 1 | 6210904M2 | |
| 2 | 063207P1 | |
| 3 | 353446X1 | 19/32X21/64X5/64 |
| 4 | 353676X1 | 5/16X18X5/8 |
| 6 | 353691X1 | 3/8X16X1" |
| 7 | 195569M2 | 5/16"X11/16" |
| 10 | 490808M1 | 3/4"X2.1/2" |
| 11 | 1860900M1 | 1/2"X2.5/8" |
| 12 | 1860900M1 | 1/2"X2.5/8" |
| 13 | 377616X1 | 1/2"X2.1/4" |

- | | | | |
|---|-------------|---------|-------------|
| 1 | CARCAÇA | HOUSING | ALOJAMIENTO |
| 1 | TAMPA | COVER | CUBIERTA |
| 3 | ARRUELA | WASHER | ARANDELA |
| 3 | PARAFUSO | BOLT | PERNO |
| 3 | PARAFUSO | BOLT | PERNO |
| 4 | PRISIONEIRO | STUD | ESPARRAGO |
| 4 | PRISIONEIRO | STUD | ESPARRAGO |
| 2 | PRISIONEIRO | STUD | ESPARRAGO |
| 8 | PRISIONEIRO | STUD | ESPARRAGO |
| 4 | PRISIONEIRO | STUD | ESPARRAGO |

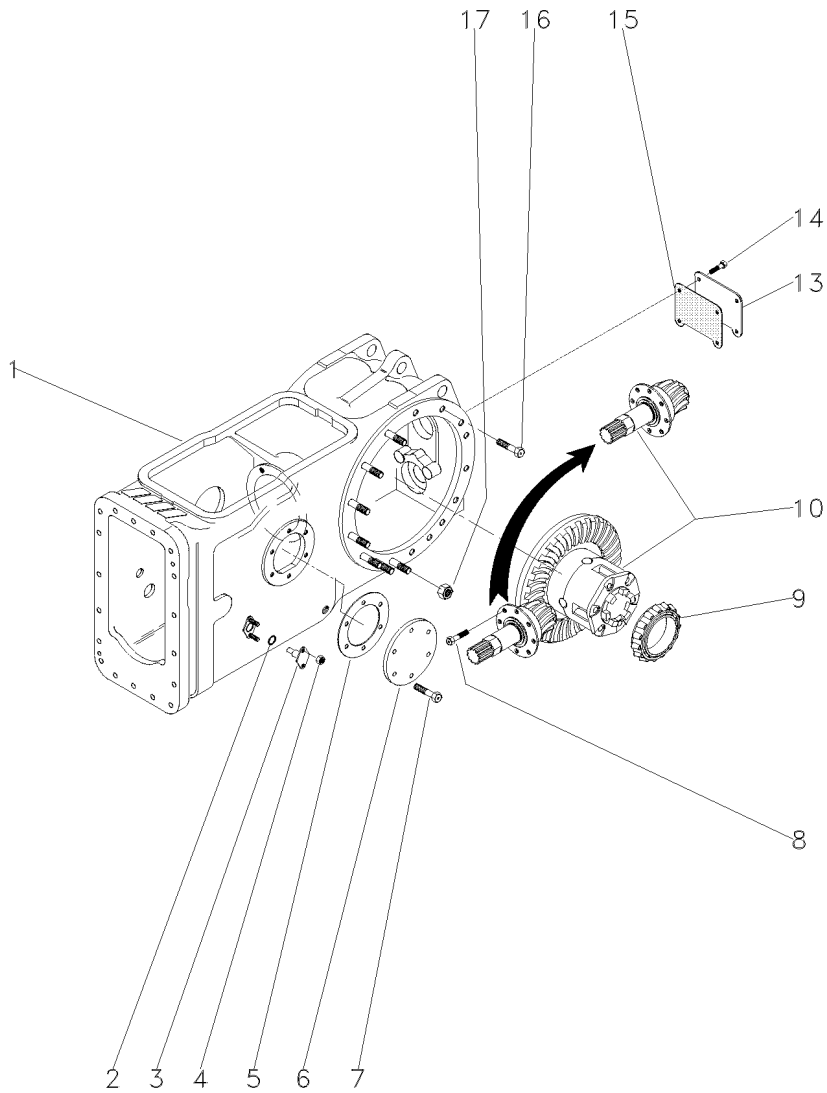


1	022350N2	30-45 No	1	CARCAÇA	HOUSING	ALOJAMIENTO
2	762026M1		2	ANEL "O"	O RING	JUNTA TORICA
3	898643M1		2	PINO	PIN	PASADOR
4	353916X1	5/16x24	4	PORCA	NUT	TUERCA
5	181217M1		1	JUNTA	GASKET	EMPAQUETADURA
6	3599003M92	540RPM	1	EIXO	SHAFT	ARBOL
7	195453M1		1	ROLAMENTO AGULHA	BEARING NEEDLE	COJINETA AGUJAS
8	1004633M1		1	ANEL "O"	O RING	JUNTA TORICA
9	3611134M93		1	LUVA	SLEEVE	MANCHA
10	391162X1		1	ROLAMENTO	BEARING	COJINETE
11	831581M2		1	ANEL TRAVA	CIRCLIP	CIRCULITO
12	532898M1		1	LUVA	SLEEVE	MANCHA
14	3149348M1		2	CHAPA	PLATE	CHAPA
15	035678T1		1	TAMPA	COVER	CUBIERTA
16	1850909M91		1	CJ. ROLAMENTO	BEARING ASSY	RODAMIENTO RAD
17	034033N2	30-155 No	1	CJ. DIFERENCIAL	KIT,DIFFERENTIAL	JGO.DIFERENCIAL
19	377622X1	1/2x13x1.7/8	16	PARAFUSO	BOLT	PERNO
20	353437X1	1/2x20	14	PORCA	NUT	TUERCA
21	899199M1	9/16x12x1.1/4	6	PARAFUSO	BOLT	PERNO
22	3599002M3	9	1	LUVA	SLEEVE	MANCHA
23	3699801M1	9	1	RETENTOR	OIL SEAL	BUJE RETENACEITE

Carcaça Central
Middle Body
Carcaza Central

30-60

2 Rodas Motrizes - Sem Tdp
2 Wheels Drive - Without Tdp
2 Ruedas Motriz - Sim Tdf



- 1 022350N2
- 2 851258M1
- 3 898643M1
- 4 353916X1
- 5 181217M1
- 6 489190M1
- 7 353698X1
- 8 899199M1
- 9 1850909M91
- 10 034033N2
- 13 488253M4
- 14 353723X1
- 15 488254M2
- 16 377622X1
- 17 353437X1

30-45 No

5/16x24



7/16x14x1"

9/16x12x1.1/4

30-155 No

1/2x13x1"

1/2x13x1.7/8

1/2x20

- 1 CARCAÇA
- 2 ANEL "O"
- 2 PINO
- 4 PORCA
- 1 JUNTA
- 1 TAMPA
- 6 PARAFUSO
- 1 CJ. ROLAMENTO
- 1 CJ. DIFERENCIAL
- 1 TAMPA
- 4 PARAFUSO
- 1 JUNTA
- 16 PARAFUSO
- 14 PORCA

- HOUSING
- O RING
- PIN
- NUT
- GASKET
- COVER
- BOLT
- BOLT
- BEARING ASSY
- KIT,DIFFERENTIAL
- COVER
- BOLT
- GASKET
- BOLT
- NUT

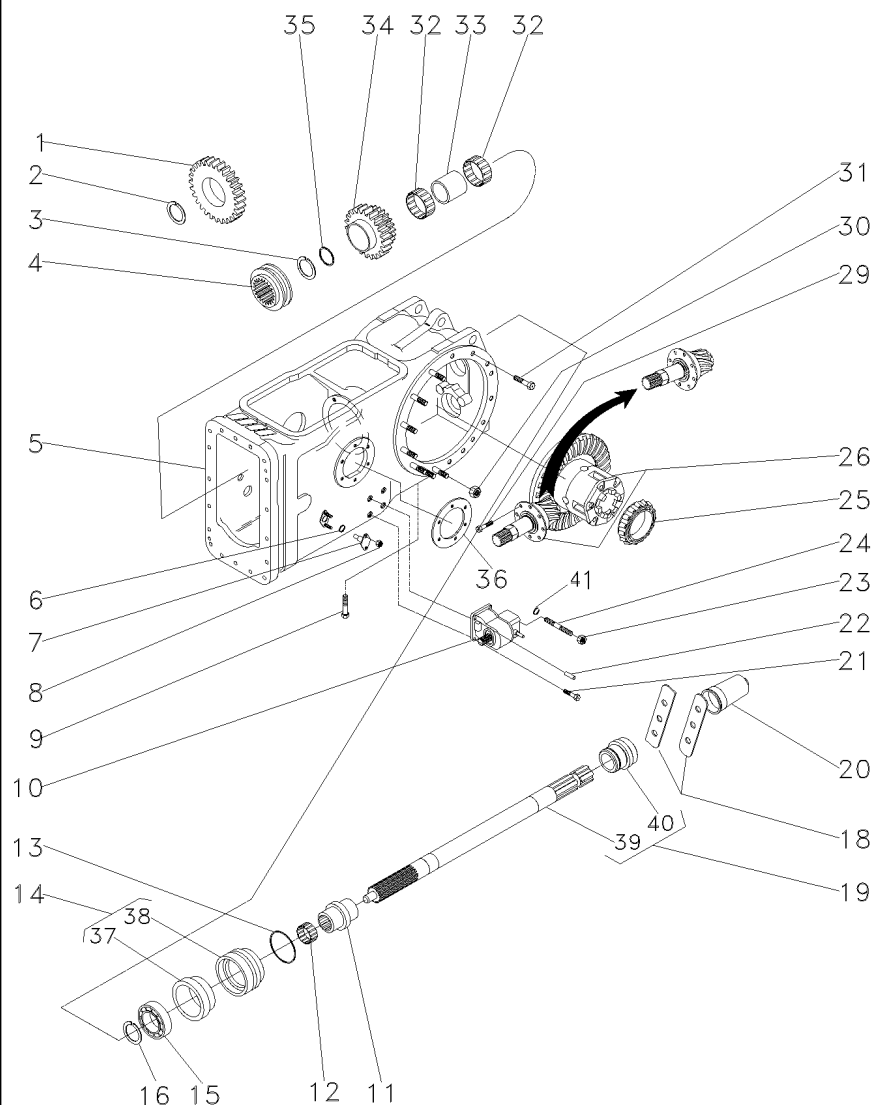
- ALOJAMIENTO
- JUNTA TORICA
- PASADOR
- TUERCA
- EMPAQUETADURA.
- CUBIERTA
- PERNO
- PERNO
- RODAMIENTO RAD
- JGO.DIFERENCIAL.
- CUBIERTA
- PERNO
- EMPAQUETADURA.
- PERNO
- TUERCA

Carcaça Central
Middle Body
Carcaza Central

4 Rodas Motrizes
4 Wheels Drive
4 Ruedas Motriz

30-65

Com Tdp
With Tdp
Con Tdf



- 1 037805P1
- 2 1872362M1
- 3 390792X1
- 4 3698518M1
- 5 037030N1
- 6 851258M1
- 7 898643M1
- 8 353916X1
- 9 360776X1
- 10 4200027M91
- 11 039087P1
- 12 195453M1
- 13 1004633M1
- 14 3611134M93
- 15 391162X1
- 16 831581M2
- 18 3149348M1
- 19 059900N1
- 20 035678T1
- 21 353699X1
- 22 1441643X1
- 23 353426X1
- 24 3146844M1
- 25 1850909M91
- 26 037640N1
- 29 899199M1
- 30 353437X1
- 31 377622X1
- 32 6219533M1
- 33 3698406M1
- 34 3698281M91
- 35 3698405M1
- 36 181217M1
- 37 3699801M2
- 38 3599002M3
- 39 072295P1
- 40 072295P1
- 41 353432X1

34

30-50 No

5/16x24

5/16x18x1.1/4

30-80 No

7/16x14x1.3/8

7/16x20

30-160 No

9/16x12x1.1/4

1/2x20

1/2x13x1.7/8

25/38

12

12

19 059900N1

19

1 ENGRENAGEM

1 ANEL TRAVA

1 ANEL TRAVA

1 LUVA ACOPLAMENTO

1 CJ. CARÇAÇA

2 ANEL "O"

2 PINO

4 PORCA

1 PARAFUSO

1 CX. ACIONAMENTO

1 LUVA

1 ROLAMENTO AGULHA

1 ANEL "O"

1 LUVA

1 ROLAMENTO

1 ANEL TRAVA

2 CHAPA

1 EIXO

1 TAMPA

3 PARAFUSO

2 PINO

1 PORCA

1 PRISIONEIRO

1 CJ. ROLAMENTO

1 CJ. DIFERENCIAL

6 PARAFUSO

14 PORCA

16 PARAFUSO

2 ROLAMENTO

1 ESPAÇADOR

1 ENGRENAGEM

1 ARRUELA

1 JUNTA

1 RETENTOR

1 LUVA

1 EIXO

1 COLAR

1 ARRUELA

GEAR

CIRCLIP

CIRCLIP

COUPLING SLEEVE

HOUSE ASSY

O RING

PIN

NUT

BOLT

DRIVE HOUSING

SLEEVE

BEARING NEEDLE

O RING

SLEEVE

BEARING

CIRCLIP

PLATE

SHAFT

COVER

BOLT

PIN

NUT

STUD

BEARING ASSY

KIT,DIFFERENTIAL

BOLT

NUT

BOLT

BEARING

SPACER

GEAR

WASHER

GASKET

SEAL

SLEEVE

SHAFT

COLLAR

WASHER

ENGRANAJE

CIRCULITO

CIRCULITO

COUPLING SLEEVE

CONJ. CARTER

JUNTA TORICA

PASADOR

TUERCA

PERNO

CAJA DE MANDO

MANCHA

COJINETA AGUJAS

JUNTA TORICA

MANCHA

COJINETE

CIRCULITO

CHAPA

ARBOL

CUBIERTA

PERNO

PASADOR

TUERCA

ESPARRAGO

RODAMIENTO RAD

JGO.DIFERENCIAL

PERNO

TUERCA

PERNO

COJINETE

PIEZA DISTANCIA

ENGRANAJE

ARANDELA

EMPAQUETADURA

RETEN

MANCHA

ARBOL

COLLAR

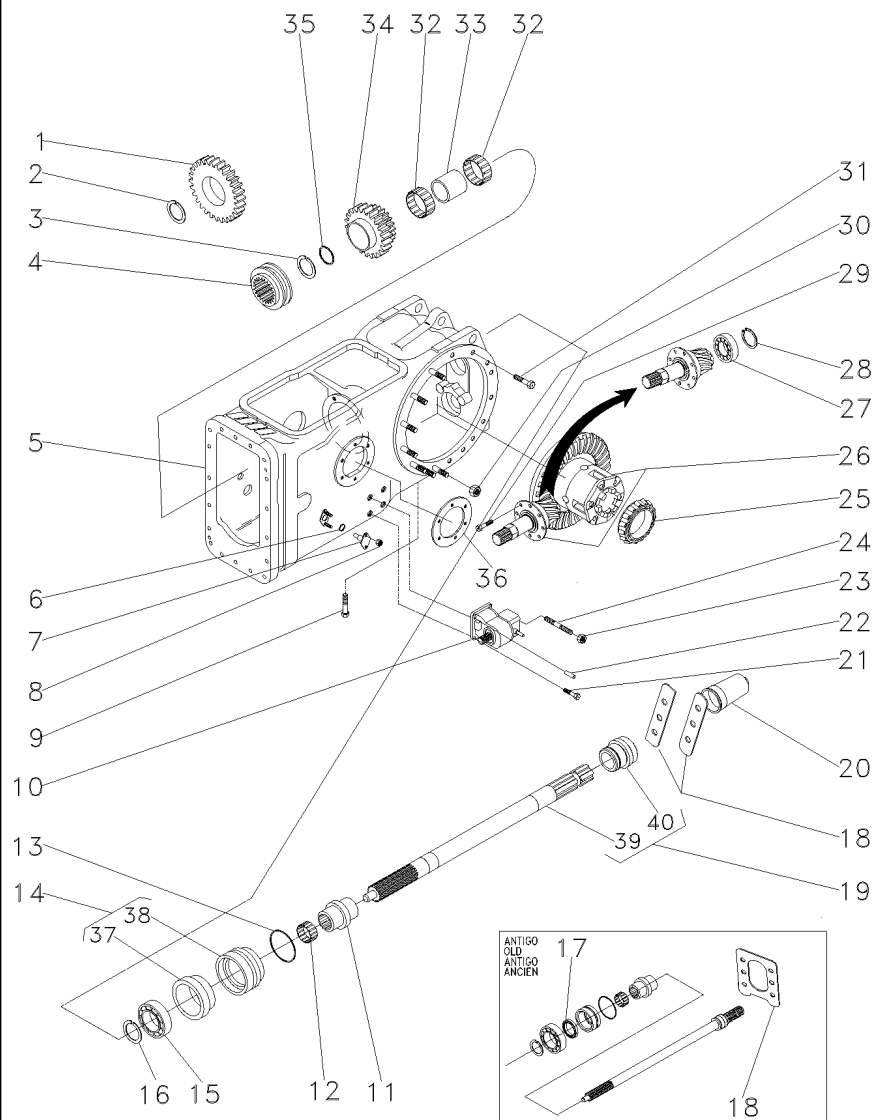
ARANDELA

Carcaça Central
Middle Body
Carcaza Central

4 Rodas Motrizes
4 Wheels Drive
4 Ruedas Motriz

30-70

Com Tdp
With Tdp
Con Tdf



- 1 062206P1
- 2 1872362M1
- 3 390792X1
- 4 3698518M1
- 5 037030N1
- 6 851258M1
- 7 898643M1
- 8 353916X1
- 9 360776X1
- 10 4200027M91
- 11 039087P1
- 12 195453M1
- 13 1004633M1
- 14 3611134M93
- 15 391162X1
- 16 831581M2
- 17 3611135M1
- 18 072280P1
- 18 3149348M1
- 19 059900N1
- 20 035678T1
- 21 353699X1
- 22 1444415X1
- 23 353426X1
- 24 3146844M1
- 25 1850909M91
- 26 037640N1
- 27 191250M1
- 28 196097M1
- 29 899199M1
- 30 353437X1
- 31 377622X1
- 32 6219533M1
- 33 3698406M1
- 34 062205P1
- 35 3698405M1
- 36 181217M1
- 37 3699801M2
- 38 3599002M4
- 39
- 40 072295P1

32

30-50 No

5/16x24
 5/16x18x1.1/4
 30-80 No

[A]
 [A]
 [B]

7/16x14x1.3/8

7/16x20

30-160 No

9/16x12x1.1/4
 1/2x20
 1/2x13x1.7/8

26/38

14

14

19 059900N1

19

[A] ANTIGO
 OLD
 ANTIGUO

[B] NOVO
 NEW
 NUEVO

1	ENGRENAGEM	GEAR	ENGRANAJE
1	ANEL TRAVA	CIRCLIP	CIRCULITO
1	ANEL TRAVA	CIRCLIP	CIRCULITO
1	LUVA ACOPLAMENTO	COUPLING SLEEVE	COUPLING SLEEVE
1	CJ. CARÇAÇA	HOUSE ASSY	CONJ. CARTER
2	ANEL "O"	O RING	JUNTA TORICA
2	PINO	PIN	PASADOR
4	PORCA	NUT	TUERCA
1	PARAFUSO	BOLT	PERNO
1	CX. ACIONAMENTO	DRIVE HOUSING	CAJA DE MANDO
1	LUVA	SLEEVE	MANCHA
1	ROLAMENTO AGULHA	BEARING NEEDLE	COJINETA AGUJAS
1	ANEL "O"	O RING	JUNTA TORICA
1	LUVA	SLEEVE	MANCHA
1	ROLAMENTO	BEARING	COJINETE
1	ANEL TRAVA	CIRCLIP	CIRCULITO
1	RETENTOR	SEAL	RETEN
1	CHAPA	PLATE	CHAPA
2	CHAPA	PLATE	CHAPA
1	EIXO	SHAFT	ARBOL
1	TAMPA	COVER	CUBIERTA
3	PARAFUSO	BOLT	PERNO
2	PINO	PIN	PASADOR
1	PORCA	NUT	TUERCA
1	PRISIONEIRO	STUD	ESPARRAGO
1	CJ. ROLAMENTO	BEARING ASSY	RODAMIENTO RAD
1	CJ. DIFERENCIAL	KIT,DIFFERENTIAL	JGO.DIFERENCIAL
1	ROLAMENTO	BEARING	COJINETE
1	ANEL	RING	ARO
6	PARAFUSO	BOLT	PERNO
14	PORCA	NUT	TUERCA
16	PARAFUSO	BOLT	PERNO
2	ROLAMENTO	BEARING	COJINETE
1	ESPAÇADOR	SPACER	PIEZA DISTANCIA
1	ENGRENAGEM	GEAR	ENGRANAJE
1	ARRUELA	WASHER	ARANDELA
1	JUNTA	GASKET	EMPAQUETADURA
1	RETENTOR	SEAL	RETEN
1	LUVA	SLEEVE	MANCHA
1	EIXO	SHAFT	ARBOL
1	COLAR	COLLAR	COLLAR

T0210151

EB67Z008

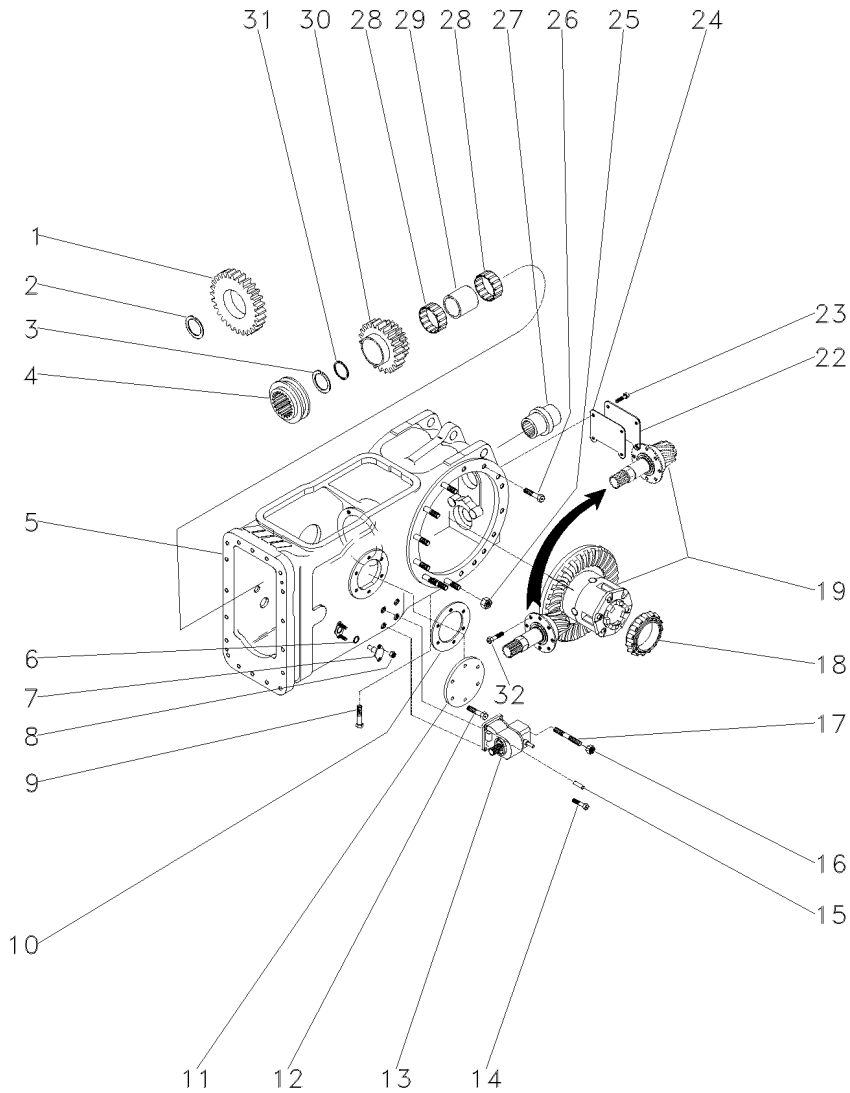
C025002 E06 (1)

06/09 30-70

Carcaça Central
Middle Body
Carcaza Central

30-75

4 Rodas Motrizes - Sem Tdp
4 Wheels Drive - Without Tdp
4 Ruedas Motriz - Sim Tdf



- 1 037805P1
- 2 1872362M1
- 3 390792X1
- 4 3698518M1
- 5 037030N1
- 6 851258M1
- 7 898643M1
- 8 353916X1
- 9 360776X1
- 10 181217M1
- 11 489190M1
- 12 353698X1
- 13 4200027M91
- 14 353699X1
- 15 1441643X1
- 16 353426X1
- 17 3146844M1
- 18 1850909M91
- 19 037640N1
- 22 488253M4
- 23 353723X1
- 24 488254M2
- 25 353437X1
- 26 377622X1
- 27 039087N1
- 28 6219533M1
- 29 3698406M1
- 30 3698281M91
- 31 3698405M1
- 32 899199M1

34

30-50 No

5/16x24
5/16x18x1.1/4

7/16x14x1"
30-80 No
7/16X14X1.1/8

7/16X20

30-160 No

1/2x13x1"


1/2x20
1/2x13x1.7/8

25/38

9/16x12x1.1/4

1	ENGRENAGEM	GEAR	ENGRANAJE
1	ANEL TRAVA	CIRCLIP	CIRCULITO
1	ANEL TRAVA	CIRCLIP	CIRCULITO
1	LUVA ACOPLAMENTO	COUPLING SLEEVE	COUPLING SLEEVE
1	CJ. CARÇAÇA	HOUSE ASSY	CONJ. CARTER
2	ANEL "O"	O RING	JUNTA TORICA
2	PINO	PIN	PASADOR
4	PORCA	NUT	TUERCA
1	PARAFUSO	BOLT	PERNO
1	JUNTA	GASKET	EMPAQUETADURA
1	TAMPA	COVER	CUBIERTA
6	PARAFUSO	BOLT	PERNO
1	CX. ACIONAMENTO	DRIVE HOUSING	CAJA DE MANDO
3	PARAFUSO	BOLT	PERNO
2	PINO	PIN	PASADOR
1	PORCA	NUT	TUERCA
1	PRISIONEIRO	STUD	ESPARRAGO
1	CJ. ROLAMENTO	BEARING ASSY	RODAMIENTO RAD
1	CJ. DIFERENCIAL	KIT,DIFFERENTIAL	JGO.DIFERENCIAL
1	TAMPA	COVER	CUBIERTA
4	PARAFUSO	BOLT	PERNO
1	JUNTA	GASKET	EMPAQUETADURA
14	PORCA	NUT	TUERCA
16	PARAFUSO	BOLT	PERNO
1	EIXO	SHAFT	ARBOL
2	ROLAMENTO	BEARING	COJINETE
1	ESPAÇADOR	SPACER	PIEZA DISTANCIA
1	ENGRENAGEM	GEAR	ENGRANAJE
1	ARRUELA	WASHER	ARANDELA
6	PARAFUSO	BOLT	PERNO

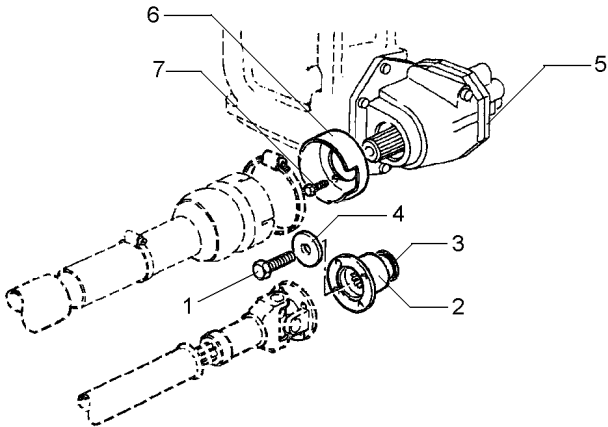
- 1 3009882X1
2 3599678M2
3 3699802M2
4 1687354M2
5 6201604M91
6 1696555M2
7 391074X1

 30-85 No

1 PARAFUSO
1 FLANGE
1 RETENTOR
1 ARRUELA
1 CX. ACIONAMENTO
1 MOLDURA
3 PARAFUSO

BOLT
FLANGE
OIL SEAL
WASHER
DRIVE HOUSING
MOULDING
BOLT

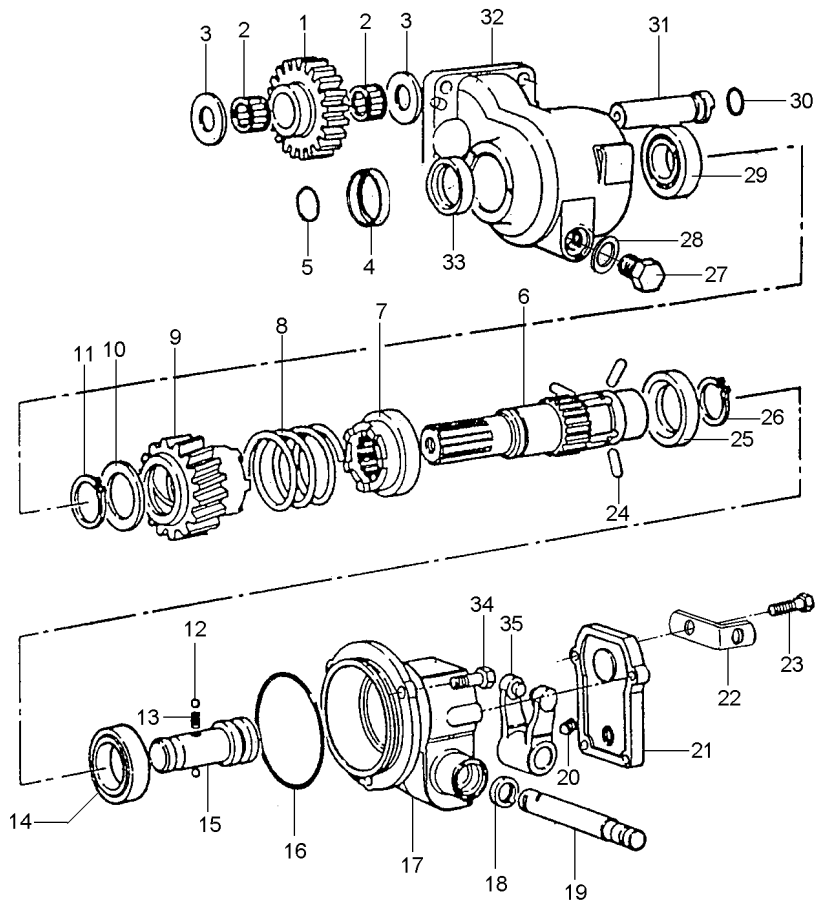
PERNO
PLETINA
BUJE RETENACEITE
ARANDELA
CAJA DE MANDO
BORDON
PERNO



Caixa De Acionamento Lateral
Side Drive Box
Caja De Acionemento Laterale

Componentes
Constituent Parts
Componentes

30-85



- 1 3698286M1
- 2 3697317M1
- 3 6201717M1
- 4 6203316M1
- 5 831702M1
- 6 6203309M1
- 7 3611837M2
- 8 3611858M1
- 9 3698275M91
- 10 3598855M1
- 11 22608X
- 12 1444586X1
- 13 1693592M1
- 14 1440825X1
- 15 3613029M1
- 16 378232X1
- 17 6201736M1
- 18 3009856X1
- 19 3598854M1
- 20 3009720X1
- 21 3613036M2
- 22 3701532M1
- 23 390991X1
- 24 3611839M1
- 25 3611838M1
- 26 391129X1
- 27 884691M1
- 28 180474M1
- 29 1692582M1
- 30 3005500X1
- 31 3698287M1
- 32 6201750M1
- 33 3699802M2
- 34 3009491X1
- 35 3613033M91

23

M10 x 16

M8x1,25x22

M10 x 20

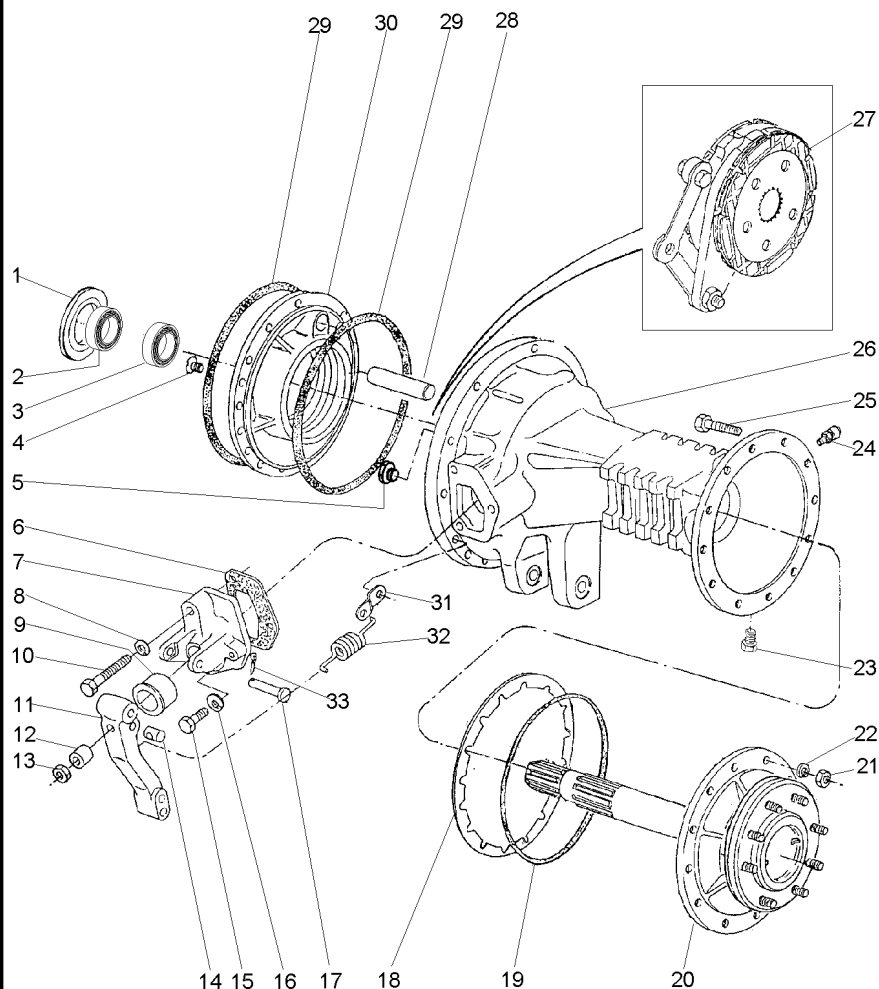
1	ENGRENAGEM	GEAR	ENGRANAJE
2	ROLAMENTO AGULHA	BEARING NEEDLE	COJINETA AGUJAS
2	ARRUELA	WASHER	ARANDELA
1	COLAR	COLLAR	COLLAR
1	ANEL "O"	O RING	JUNTA TORICA
1	EIXO	SHAFT	ARBOL
1	ACOPLADOR	COUPLER	ACOPLADOR
1	MOLA	SPRING	RESORTE
1	ACOPLADOR	COUPLER	ACOPLADOR
1	ARRUELA	WASHER	ARANDELA
1	ANEL TRAVA	CIRCLIP	CIRCULITO
2	ESFERA	BALL	BOLA
1	MOLA	SPRING	RESORTE
1	ROLAMENTO	BEARING	COJINETE
1	EIXO	SHAFT	ARBOL
1	ANEL "O"	O RING	JUNTA TORICA
1	CARCAÇA	HOUSING	ALOJAMIENTO
1	RETENTOR	SEAL	RETEN
1	EIXO	SHAFT	ARBOL
1	PARAFUSO	BOLT	PERNO
1	TAMPA	COVER	CUBIERTA
1	SUORTE	SUPPORT	DISPOS.DE SOSTEN
4	PARAFUSO	BOLT	PERNO
3	PINO	PIN	PASADOR
1	ANEL	RING	ARO
1	ANEL TRAVA	CIRCLIP	CIRCULITO
1	BUJÃO	PLUG	TAPON
1	ARRUELA	WASHER	ARANDELA
1	ROLAMENTO	BEARING	COJINETE
1	ANEL "O"	O RING	JUNTA TORICA
1	EIXO	SHAFT	ARBOL
1	CARCAÇA	HOUSING	ALOJAMIENTO
1	RETENTOR	OIL SEAL	BUJE RETENACEITE
3	PARAFUSO	BOLT	PERNO
1	GARFO	FORK	HORQUILLA

Eixo Traseiro
Rear Axle
Eje Trasero

2rm
2wd
2rm

30-90

Aeroporto
Airport
Aeropuerto



- 1 187689M1
- 1 521401M1
- 1 892170M1
- 1 892171M1
- 1 892172M1
- 1 892173M1
- 2 1850909M91
- 3 026048N1
- 4 034013P1
- 5 3146509M1
- 6 1860960M2
- 7 1860970M1
- 7 674474M1
- 8 353434X1
- 9 1860959M1
- 10 354269X1
- 11 1861665M1
- 11 1861666M1
- 12 1865002M1
- 13 330797X1
- 14 1865003M1
- 15 362455X1
- 16 353434X1
- 17 363459X1
- 18 1660644M1
- 18 1660645M1
- 18 1660646M1
- 19 3412317M1
- 20 3585712M91
- 20 6216490M91
- 21 353426X1
- 22 353432X1
- 23 2412X
- 24 1482137M1
- 25 353571X1
- 26 068265P1
- 26 068266P1
- 27 3149891M91
- 28 1860956M1
- 29 1860838M2
- 30 037312P1
- 30 071271P2
- 31 184310M1
- 32 184171M1
- 33 354059X1

▲ 0.73/0.78MM
 ▲ 0.60/0.66MM
 ▲ 1.24/1.29MM
 ▲ 1.11/1.16MM
 ▲ 0.99/1.04MM
 ▲ 0.86/0.91MM

5/16x24x1"



3/8x16x2.1/2



7/16x20

3/8x16x2.1/4

▲ 0.10MM
 ▲ 0.25MM
 ▲ 0.50MM

➔ 08C000711

👁 30-135 No

➔ 08C000712

7/16x20

7/16x20x2.1/2



👁 30-180 No



- X CALÇO
- X CALÇO
- X CALÇO
- X CALÇO
- X CALÇO
- X CALÇO
- X CALÇO
- 1 CJ. ROLAMENTO
- 1 ROLAMENTO CÔNICO
- 4 PARAFUSO
- 1 TAMPÃO
- 2 JUNTA
- 1 SUPORTE
- 1 SUPORTE
- 2 ARRUELA
- 2 CAPA
- 2 PARAFUSO
- 1 ALAVANCA
- 1 ALAVANCA
- 2 ESPAÇADOR
- 2 PORCA
- 2 PINO
- 4 PARAFUSO
- 4 ARRUELA
- 2 PINO
- 12 CALÇO
- 12 CALÇO
- 12 CALÇO
- 2 ANEL "O"
- 2 SEMI EIXO

- SHIM
- SHIM
- SHIM
- SHIM
- SHIM
- SHIM
- SHIM
- BEARING ASSY
- BEARING CONE
- BOLT
- PAD
- GASKET
- BRACKET
- BRACKET
- WASHER
- CAP
- BOLT
- LEVER
- LEVER
- SPACER
- NUT
- PIN
- BOLT
- WASHER
- PIN
- SHIM
- SHIM
- SHIM
- O RING
- HALF AXLE

- CALCE
- CALCE
- CALCE
- CALCE
- CALCE
- CALCE
- CALCE
- RODAMIENTO RAD
- CONO COJINETE
- PERNO
- ALMOHADILLA
- EMPAQUETADURA
- SOPORTE
- SOPORTE
- ARANDELA
- TAPA
- PERNO
- PALANCA
- PALANCA
- PIEZA DISTANCIA
- TUERCA
- PASADOR
- PERNO
- ARANDELA
- PASADOR
- CALCE
- CALCE
- CALCE
- JUNTA TORICA
- SEMIEJES

- 2 SEMI EIXO
- 24 PORCA
- 24 ARRUELA
- 2 BUJÃO
- 2 TAMPÃO
- 24 PARAFUSO
- 1 CARÇAÇA DO EIXO
- 1 CARÇAÇA DO EIXO
- 2 CJ. FREIO
- 2 EIXO
- 4 ANEL "O"
- 1 PLACA
- 1 PLACA
- 2 ALÇA
- 2 MOLA
- 2 CONTRAPINO

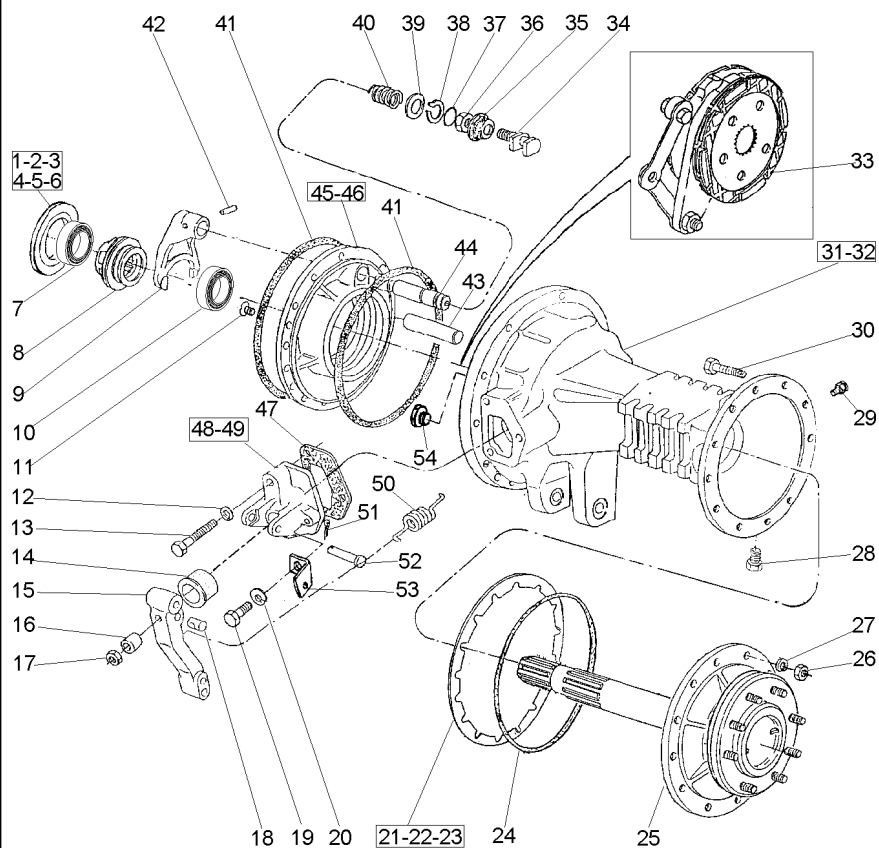
- HALF AXLE
- NUT
- WASHER
- PLUG
- PAD
- BOLT
- AXLE HOUSING
- AXLE HOUSING
- KIT, BRAKE
- SHAFT
- O RING
- PLATE
- PLATE
- STRAP
- SPRING
- DOWEL

- SEMIEJES
- TUERCA
- ARANDELA
- TAPON
- ALMOHADILLA
- PERNO
- CAJA DEL EJE
- CAJA DEL EJE
- FRENOS JUEGO
- ARBOL
- JUNTA TORICA
- PLATO
- PLATO
- FAJA
- RESORTE
- CENTRAJE

Eixo Traseiro
Rear Axle
Eje Trasero

Super Estreito
Super Narrow
Super Estrecho

30-95



- 1 187689M1
- 2 521401M1
- 3 892170M1
- 4 892171M1
- 5 892172M1
- 6 892173M1
- 7 1850909M91
- 8 897003M3
- 9 906807M1
- 10 026048N1
- 11 034013P1
- 12 353434X1
- 13 354269X1
- 14 1860959M1
- 15 046808P1
- 16 1865002M1
- 17 330797X1
- 18 1865003M1
- 19 362455X1
- 20 353434X1
- 21 1660644M1
- 22 1660645M1
- 23 1660646M1
- 24 3412317M1
- 25 3585713M91

- 25 6220570M91
- 26 353426X1
- 27 353432X1
- 28 2412X
- 29 1482137M1
- 30 353571X1
- 31 068267P1
- 32 068268P1
- 33 3148715M91
- 34 1865014M1
- 35 906811M1
- 36 353426X1
- 37 851258M1
- 38 358950X1
- 39 1864764M1
- 40 906808M1
- 41 1860838M2
- 42 420407M1
- 43 1860956M1
- 44 1864763M1
- 45 034018P1
- 46 071269P2
- 47 1860960M2
- 48 1860970M1

0.73/0.78MM
0.60/0.66MM
1.24/1.29MM
1.11/1.16MM
0.99/1.04MM
0.86/0.91MM

5/16x24x1"

3/8x16x2.1/2

7/16x20

3/8x16x2.1/4

0.10MM
0.25MM
0.50MM

30-140 No
08C000711
08C000712
7/16x20

7/16x20x2.1/2

30-170 No

7/16x20

- X CALÇO
- X CALÇO
- X CALÇO
- X CALÇO
- X CALÇO
- X CALÇO
- 1 CJ. ROLAMENTO
- 1 LUVÁ
- 1 GARFO
- 1 ROLAMENTO CÔNICO
- 4 PARAFUSO
- 2 ARRUELA
- 2 PARAFUSO
- 2 CAPA
- 2 ALAVANCA
- 2 ESPAÇADOR
- 2 PORCA
- 2 PINO
- 4 PARAFUSO
- 4 ARRUELA
- 12 CALÇO
- 12 CALÇO
- 12 CALÇO
- 2 ANEL "O"
- 2 SEMI EIXO

- 2 SEMI EIXO
- 10 PORCA
- 10 ARRUELA
- 2 BUJÃO
- 2 TAMPÃO
- 10 PARAFUSO
- 1 CARÇAÇA
- 1 CARÇAÇA
- 2 CJ. FREIO
- 1 GARFO
- 1 PROTETOR
- 1 PORCA
- 1 ANEL "O"
- 1 ANEL TRAVA
- 1 ARRUELA
- 1 MOLA
- 4 ANEL "O"
- 1 PINO
- 2 EIXO
- 1 EIXO
- 1 PLACA
- 1 PLACA
- 2 JUNTA
- 1 SUPORTE

- SHIM
- SHIM
- SHIM
- SHIM
- SHIM
- SHIM
- BEARING ASSY
- SLEEVE
- FORK
- BEARING CONE
- BOLT
- WASHER
- BOLT
- CAP
- LEVER
- SPACER
- NUT
- PIN
- BOLT
- WASHER
- SHIM
- SHIM
- SHIM
- O RING
- HALF AXLE

- HALF AXLE
- NUT
- WASHER
- PLUG
- PAD
- BOLT
- HOUSING
- HOUSING
- KIT, BRAKE
- FORK
- PROTECTOR
- NUT
- O RING
- CIRCLIP
- WASHER
- SPRING
- O RING
- PIN
- SHAFT
- SHAFT
- PLATE
- PLATE
- GASKET
- BRACKET

- CALCE
- CALCE
- CALCE
- CALCE
- CALCE
- CALCE
- RODAMIENTO RAD
- MANCHA
- HORQUILLA
- CONO COJINETE
- PERNO
- ARANDELA
- PERNO
- TAPA
- PALANCA
- PIEZA DISTANCIA
- TUERCA
- PASADOR
- PERNO
- ARANDELA
- CALCE
- CALCE
- CALCE
- JUNTA TORICA
- SEMI EJES

- SEMI EJES
- TUERCA
- ARANDELA
- TAPON
- ALMOHADILLA
- PERNO
- ALOJAMIENTO
- ALOJAMIENTO
- FRENOS JUEGO
- HORQUILLA
- PROTECTOR
- TUERCA
- JUNTA TORICA
- CIRCULITO
- ARANDELA
- RESORTE
- JUNTA TORICA
- PASADOR
- ARBOL
- ARBOL
- PLATO
- PLATO
- EMPAQUETADURA.
- SOPORTE

T0260026

EI86Z001

C025002 E06 (1)

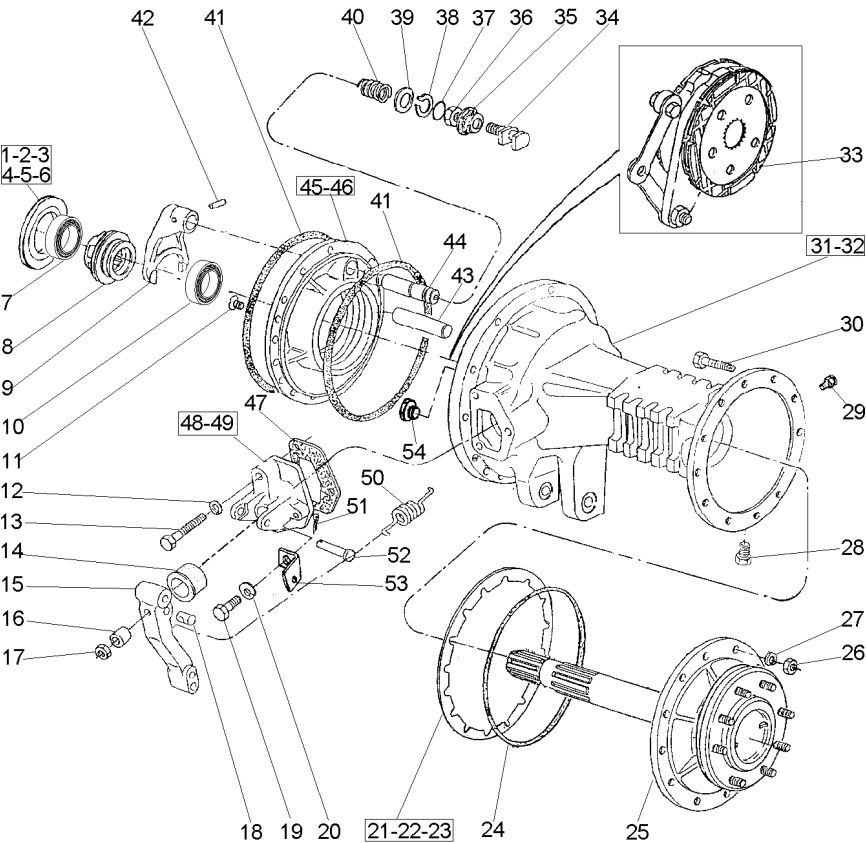
06/09

30-95

Eixo Traseiro
Rear Axle
Eje Trasero

Super Estreito
Super Narrow
Super Estrecho

30-95



- 49 674474M1
- 50 184171M1
- 51 354059X1
- 52 363459X1
- 53 3699971M1
- 54 3146509M1

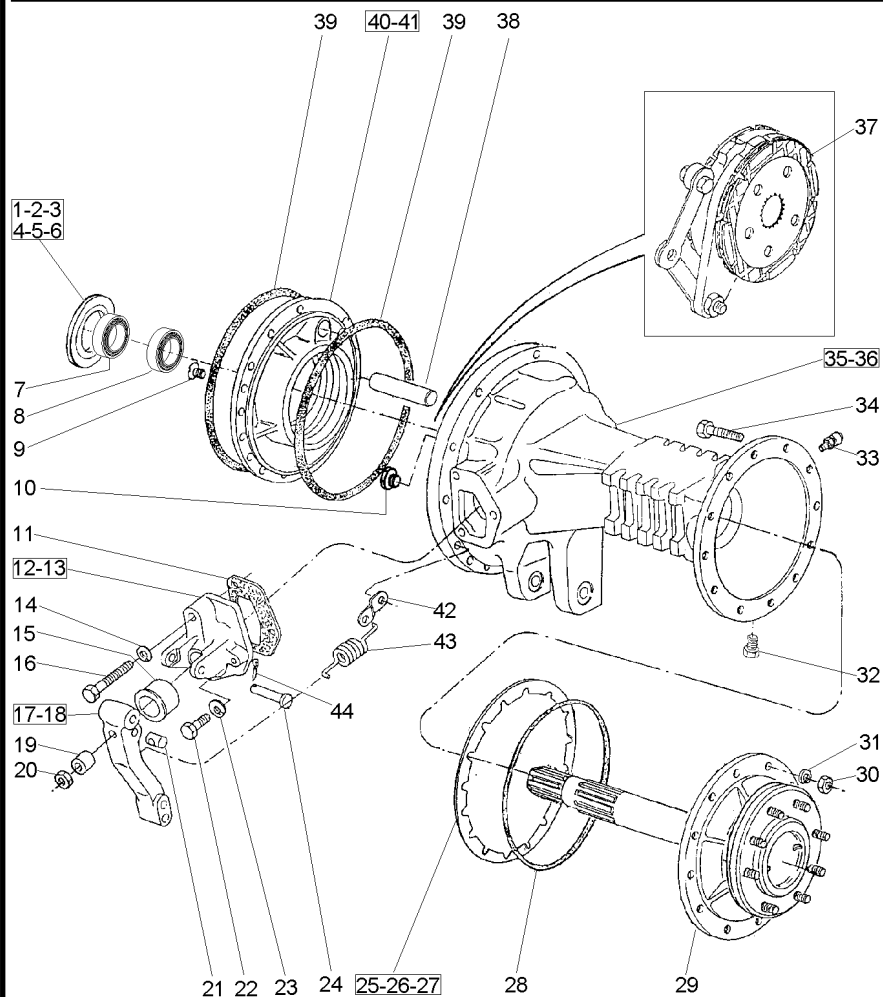


- | | | |
|--------------|---------|-------------|
| 1 SUPORTE | BRACKET | SOPORTE |
| 2 MOLA | SPRING | RESORTE |
| 2 CONTRAPINO | DOWEL | CENTRAJE |
| 2 PINO | PIN | PASADOR |
| 2 ALÇA | STRAP | FAJA |
| 1 TAMPÃO | PAD | ALMOHADILLA |

Eixo Traseiro
Rear Axle
Eje Trasero

2rm
2wd
2rm

30-100



- 1 187689M1
- 2 521401M1
- 3 892170M1
- 4 892171M1
- 5 892172M1
- 6 892173M1
- 7 1850909M91
- 8 026048N1
- 9 034013P1
- 10 3146509M1
- 11 1860960M2
- 12 1860970M1
- 13 674474M1
- 14 353434X1
- 15 1860959M1
- 16 354269X1
- 17 1861665M1
- 18 1861666M1
- 19 1865002M1
- 20 330797X1
- 21 1865003M1
- 22 362455X1
- 23 353434X1
- 24 363459X1
- 25 1660644M1
- 26 1660645M1
- 27 1660646M1
- 28 3412317M1
- 29 3585712M91
- 29 6216490M91
- 30 353426X1
- 31 353432X1
- 32 2412X
- 33 1482137M1
- 34 353571X1
- 35 068265P1
- 36 068266P1
- 37 3148789M91
- 38 1860956M1
- 39 1860838M2
- 40 071273P2
- 41 071274P2
- 42 184310M1
- 43 184171M1
- 44 354059X1

▲ 0.73/0.78MM
 ▲ 0.60/0.66MM
 ▲ 1.24/1.29MM
 ▲ 1.11/1.16MM
 ▲ 0.99/1.04MM
 ▲ 0.86/0.91MM

5/16x24x1"



3/8x16x2.1/2



7/16x20

3/8x16x2.1/4

▲ 0.10MM
 ▲ 0.25MM
 ▲ 0.50MM

👁 30-135 No
 ➡ 08C000711
 ➡ 08C000712
 7/16x20

7/16x20x2.1/2



👁 30-175 No



1X1/8

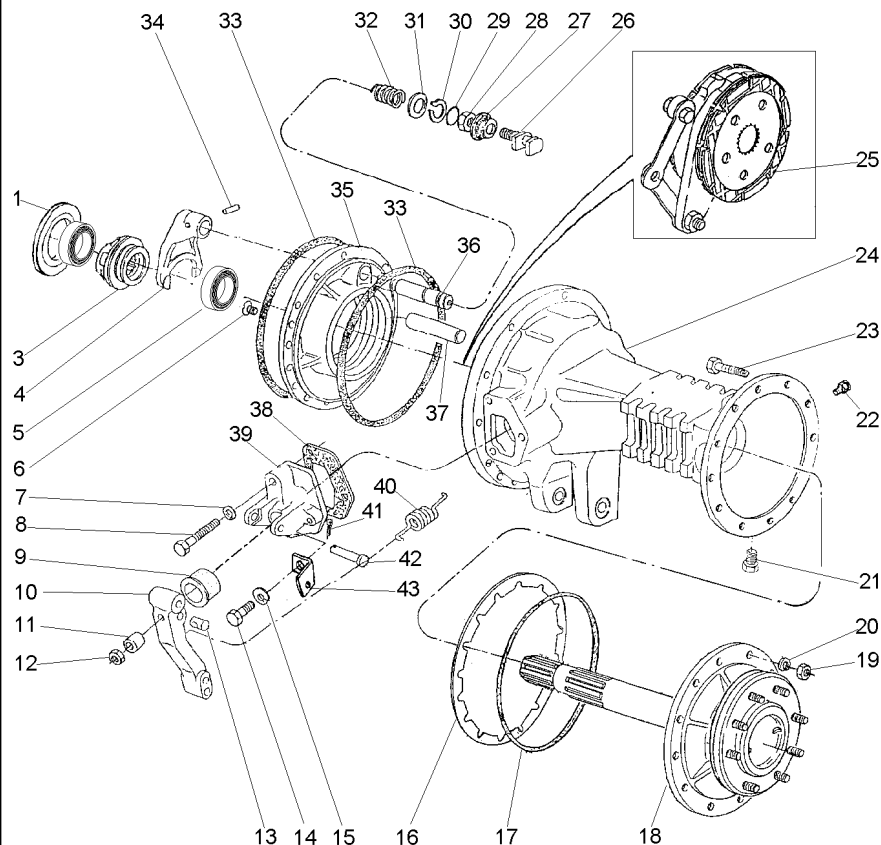
X CALÇO	SHIM	CALCE
X CALÇO	SHIM	CALCE
X CALÇO	SHIM	CALCE
X CALÇO	SHIM	CALCE
X CALÇO	SHIM	CALCE
X CALÇO	SHIM	CALCE
1 CJ. ROLAMENTO	BEARING ASSY	RODAMIENTO RAD
1 ROLAMENTO CÔNICO	BEARING CONE	CONO COJINETE
4 PARAFUSO	BOLT	PERNO
1 TAMPÃO	PAD	ALMOHADILLA
2 JUNTA	GASKET	EMPAQUETADURA
1 SUPORTE	BRACKET	SOPORTE
1 SUPORTE	BRACKET	SOPORTE
2 ARRUELA	WASHER	ARANDELA
2 CAPA	CAP	TAPA
2 PARAFUSO	BOLT	PERNO
1 ALAVANCA	LEVER	PALANCA
1 ALAVANCA	LEVER	PALANCA
2 ESPAÇADOR	SPACER	PIEZA DISTANCIA
2 PORCA	NUT	TUERCA
2 PINO	PIN	PASADOR
4 PARAFUSO	BOLT	PERNO
4 ARRUELA	WASHER	ARANDELA
2 PINO	PIN	PASADOR
12 CALÇO	SHIM	CALCE
12 CALÇO	SHIM	CALCE
12 CALÇO	SHIM	CALCE
2 ANEL "O"	O RING	JUNTA TORICA
2 SEMI EIXO	HALF AXLE	SEMIEJES
2 SEMI EIXO	HALF AXLE	SEMIEJES
24 PORCA	NUT	TUERCA
24 ARRUELA	WASHER	ARANDELA
2 BUJÃO	PLUG	TAPON
2 TAMPÃO	PAD	ALMOHADILLA
24 PARAFUSO	BOLT	PERNO
1 CARÇAÇA DO EIXO	AXLE HOUSING	CAJA DEL EJE
1 CARÇAÇA DO EIXO	AXLE HOUSING	CAJA DEL EJE
2 CJ. FREIO	KIT, BRAKE	FRENOS JUEGO
2 EIXO	SHAFT	ARBOL
4 ANEL "O"	O RING	JUNTA TORICA
1 PLACA	PLATE	PLATO
1 PLACA	PLATE	PLATO
2 ALÇA	STRAP	FAJA
2 MOLA	SPRING	RESORTE
2 CONTRAPINO	DOWEL	CENTRAJE

Eixo Traseiro
Rear Axle
Eje Trasero

Estreito
Narrow
Estrecho

30-105

4 Rodas Motrizes
4 Wheels Drive
4 Ruedas Motriz



- 1 187689M1
- 1 521401M1
- 1 892170M1
- 1 892171M1
- 1 892172M1
- 1 892173M1
- 3 897003M3
- 4 906807M1
- 5 026048N1
- 6 034013P1
- 7 353434X1
- 8 354269X1
- 9 1860959M1
- 10 046808P1
- 11 1865002M1
- 12 330797X1
- 13 1865003M1
- 14 362455X1
- 15 353434X1
- 16 1660644M1
- 16 1660645M1
- 16 1660646M1
- 17 3412317M1
- 18 3585713M91
- 18 6220570M91
- 19 353426X1
- 20 353432X1
- 21 2412X
- 22 1482137M1
- 23 353571X1
- 24 3411898M1
- 24 068268P1
- 24 068267P1
- 24 3411899M1
- 25 3148789M91
- 26 1865014M1
- 27 906811M1
- 28 353426X1
- 29 851258M1
- 30 358950X1
- 31 1864764M1
- 32 906808M1
- 33 1860838M2
- 34 420407M1
- 35 071273P2
- 35 071274P2
- 36 1864763M1
- 37 1860956M1
- 38 1860960M2

0.73/0.78MM
 0.60/0.66MM
 1.24/1.29MM
 1.11/1.16MM
 0.99/1.04MM
 0.86/0.91MM

5/16x24x1"
 3/8x16x2.1/2

7/16x20

3/8x16x2.1/4

0.10MM
 0.25MM
 0.50MM

30-140 No
 08C000711
 08C000712
 7/16x20

7/16x20x2.1/2

30-175 No

7/16x20

X CALÇO	SHIM	CALCE
X CALÇO	SHIM	CALCE
X CALÇO	SHIM	CALCE
X CALÇO	SHIM	CALCE
X CALÇO	SHIM	CALCE
X CALÇO	SHIM	CALCE
1 LUVA	SLEEVE	MANCHA
1 GARFO	FORK	HORQUILLA
1 ROLAMENTO CÔNICO	BEARING CONE	CONO COJINETE
4 PARAFUSO	BOLT	PERNO
2 ARRUELA	WASHER	ARANDELA
2 PARAFUSO	BOLT	PERNO
2 CAPA	CAP	TAPA
2 ALAVANCA	LEVER	PALANCA
2 ESPAÇADOR	SPACER	PIEZA DISTANCIA
2 PORCA	NUT	TUERCA
2 PINO	PIN	PASADOR
4 PARAFUSO	BOLT	PERNO
4 ARRUELA	WASHER	ARANDELA
12 CALÇO	SHIM	CALCE
12 CALÇO	SHIM	CALCE
12 CALÇO	SHIM	CALCE
2 ANEL "O"	O RING	JUNTA TORICA
2 SEMI EIXO	HALF AXLE	SEMIEJES
2 SEMI EIXO	HALF AXLE	SEMIEJES
10 PORCA	NUT	TUERCA
10 ARRUELA	WASHER	ARANDELA
2 BUJÃO	PLUG	TAPON
2 TAMPÃO	PAD	ALMOHADILLA
10 PARAFUSO	BOLT	PERNO
1 CARÇAÇA	HOUSING	ALOJAMIENTO
1 CARÇAÇA	HOUSING	ALOJAMIENTO
1 CARÇAÇA	HOUSING	ALOJAMIENTO
1 CARÇAÇA	HOUSING	ALOJAMIENTO
2 CJ. FREIO	KIT, BRAKE	FRENOS JUEGO
1 GARFO	FORK	HORQUILLA
1 PROTETOR	PROTECTOR	PROTECTOR
1 PORCA	NUT	TUERCA
1 ANEL "O"	O RING	JUNTA TORICA
1 ANEL TRAVA	CIRCLIP	CIRCULITO
1 ARRUELA	WASHER	ARANDELA
1 MOLA	SPRING	RESORTE
4 ANEL "O"	O RING	JUNTA TORICA
1 PINO	PIN	PASADOR
1 PLACA	PLATE	PLATO
1 PLACA	PLATE	PLATO
1 EIXO	SHAFT	ARBOL
2 EIXO	SHAFT	ARBOL
2 JUNTA	GASKET	EMPAQUETADURA.

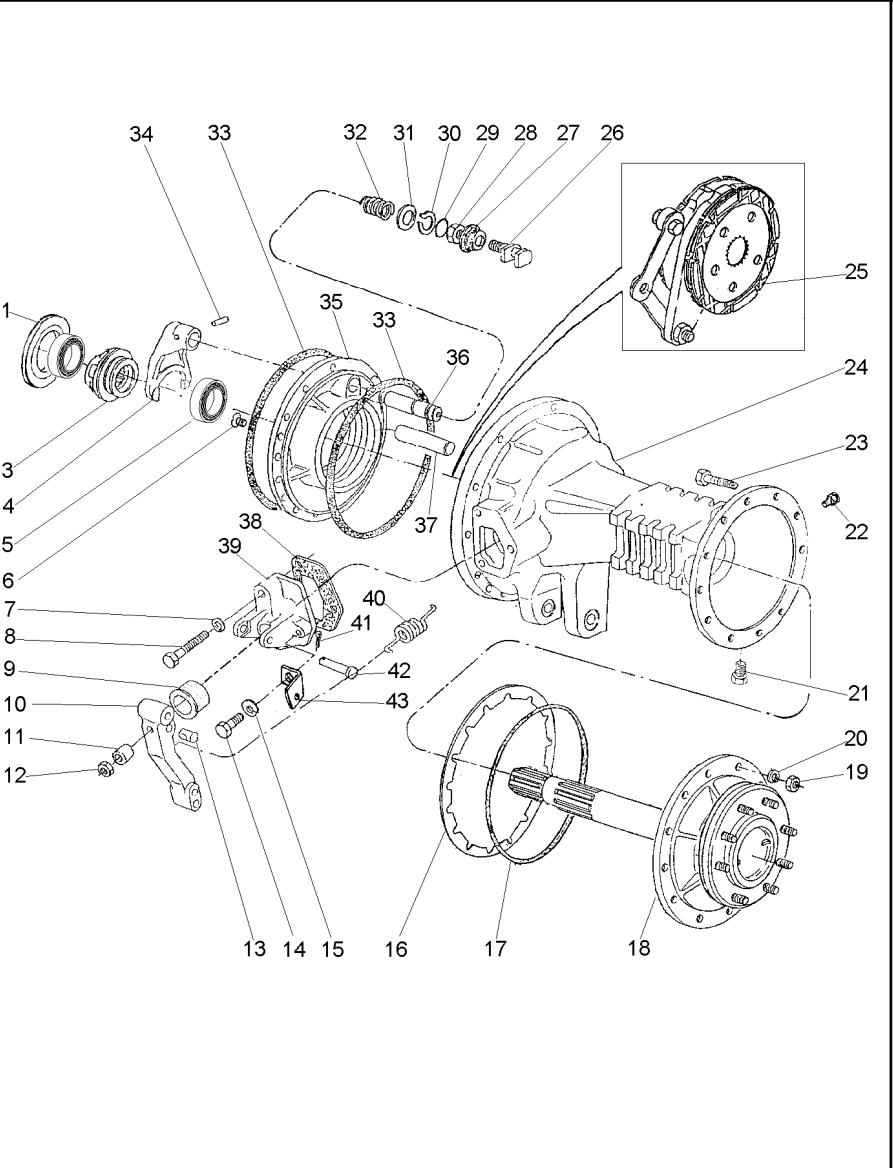
T0260032

EI83Z001

C025002 E06 (1)

06/09

30-105

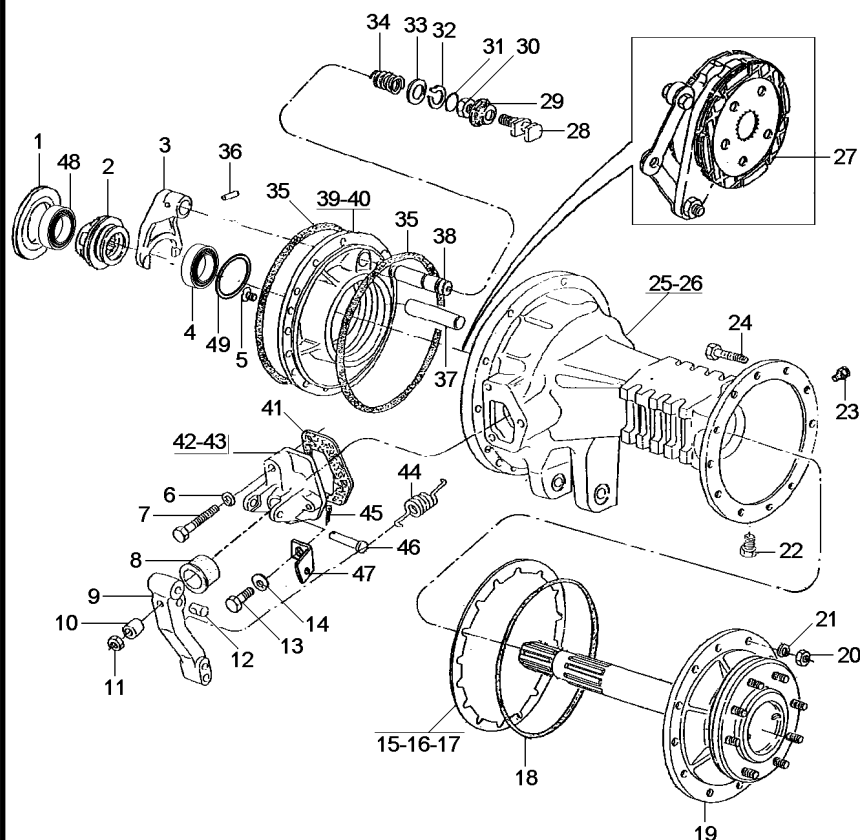


- | | | | | |
|--------------|---|--------------|---------|----------|
| 39 1860970M1 | ◀ | 1 SUPORTE | BRACKET | SOPORTE |
| 39 3409713M1 | ▶ | 1 SUPORTE | BRACKET | SOPORTE |
| 40 184171M1 | | 2 MOLA | SPRING | RESORTE |
| 41 354059X1 | | 2 CONTRAPINO | DOWEL | CENTRAJE |
| 42 363459X1 | | 2 PINO | PIN | PASADOR |
| 43 3699971M1 | | 2 ALÇA | STRAP | FAJA |

Eixo Traseiro
Rear Axle
Eje Trasero

4 Rm
4 Wd
4 Rm

30-110



- 1 187689M1
- 1 521401M1
- 1 892170M1
- 1 892171M1
- 1 892172M1
- 1 892173M1
- 2 897003M3
- 3 906807M1
- 4 026048N1
- 5 034013P1
- 6 353434X1
- 7 354269X1
- 8 1860959M1
- 9 046808P1
- 10 1865002M1
- 11 330797X1
- 12 1865003M1
- 13 362455X1
- 14 353434X1
- 15 1660644M1
- 16 1660645M1
- 17 1660646M1
- 18 3412317M1
- 19 3585712M91

- 0.73-0.78MM
- 0.60-0.66MM
- 1.24-1.69MM
- 1.11-1.16MM
- 0.99-1.04MM
- 0.86-0.91MM

5/16x24x1"

3/8x16x2.1/2

7/16x20

3/8x16x2.1/4

- 0.10MM
- 0.25MM
- 0.50MM

- 30-135 No
- 08C000711
- 08C000712
- 7/16x20

7/16x20x2.1/2

- 30-175 No

7/16x20

- X CALÇO
- X CALÇO
- X CALÇO
- X CALÇO
- X CALÇO
- X CALÇO
- X CALÇO
- 1 LUVA
- 1 GARFO
- 1 ROLAMENTO CÔNICO
- 4 PARAFUSO
- 2 ARRUELA
- 2 PARAFUSO
- 2 CAPA
- 2 ALAVANCA
- 2 ESPAÇADOR
- 2 PORCA
- 2 PINO
- 4 PARAFUSO
- 4 ARRUELA
- 12 CALÇO
- 12 CALÇO
- 12 CALÇO
- 2 ANEL "O"
- 2 SEMI EIXO

- SHIM
- SHIM
- SHIM
- SHIM
- SHIM
- SHIM
- SLEEVE
- FORK
- BEARING CONE
- BOLT
- WASHER
- BOLT
- CAP
- LEVER
- SPACER
- NUT
- PIN
- BOLT
- WASHER
- SHIM
- SHIM
- SHIM
- O RING
- HALF AXLE

- CALCE
- CALCE
- CALCE
- CALCE
- CALCE
- CALCE
- MANCHA
- HORQUILLA
- CONO COJINETE
- PERNO
- ARANDELA
- PERNO
- TAPA
- PALANCA
- PIEZA DISTANCIA
- TUERCA
- PASADOR
- PERNO
- ARANDELA
- CALCE
- CALCE
- CALCE
- JUNTA TORICA
- SEMIEJES

- 2 SEMI EIXO
- 24 PORCA
- 24 ARRUELA
- 2 BUJÃO
- 2 TAMPÃO
- 24 PARAFUSO
- 1 CARCAÇA DO EIXO
- 1 CARCAÇA DO EIXO
- 2 C.J. FREIO
- 1 GARFO
- 1 PROTETOR
- 1 PORCA
- 1 ANEL "O"
- 1 ANEL TRAVA
- 1 ARRUELA
- 1 MOLA
- 4 ANEL "O"
- 1 PINO
- 2 EIXO
- 1 EIXO
- 1 PLACA
- 1 PLACA
- 2 JUNTA
- 1 SUPORTE
- 1 SUPORTE

- HALF AXLE
- NUT
- WASHER
- PLUG
- PAD
- BOLT
- AXLE HOUSING
- AXLE HOUSING
- KIT, BRAKE
- FORK
- PROTECTOR
- NUT
- O RING
- CIRCLIP
- WASHER
- SPRING
- O RING
- PIN
- SHAFT
- SHAFT
- PLATE
- PLATE
- GASKET
- BRACKET
- BRACKET

- SEMIEJES
- TUERCA
- ARANDELA
- TAPON
- ALMOHADILLA
- PERNO
- CAJA DEL EJE
- CAJA DEL EJE
- FRENOS JUEGO
- HORQUILLA
- PROTECTOR
- TUERCA
- JUNTA TORICA
- CIRCULITO
- ARANDELA
- RESORTE
- JUNTA TORICA
- PASADOR
- ARBOL
- ARBOL
- PLATO
- PLATO
- EMPAQUETADURA.
- SOPORTE
- SOPORTE

T0260033

EI81Z001

C025002 E06 (1)

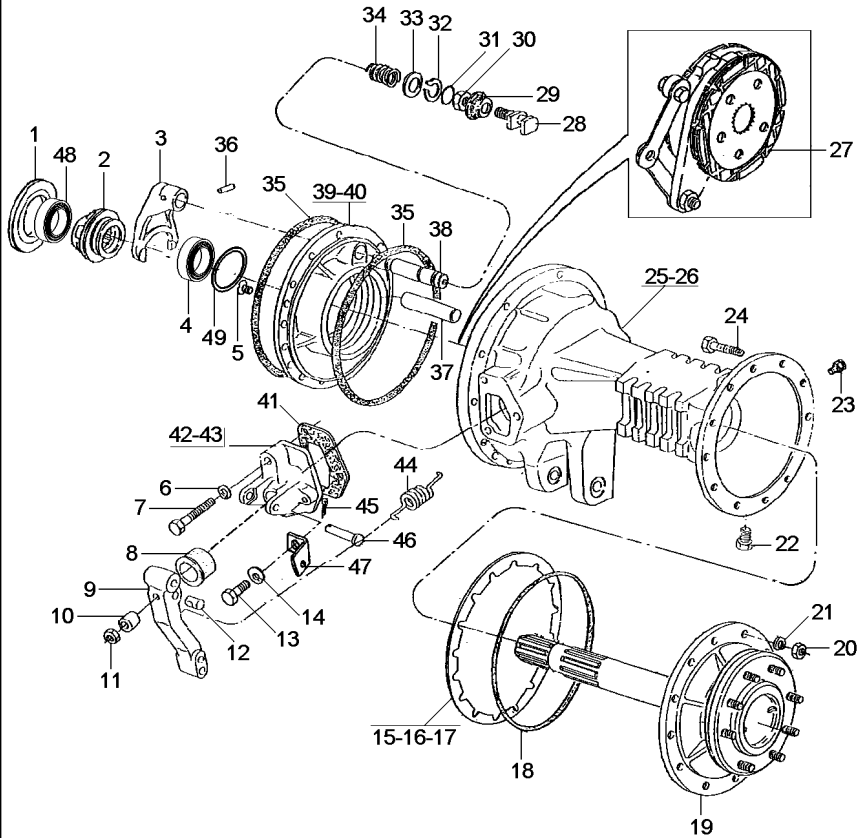
06/09

30-110

Eixo Traseiro
Rear Axle
Eje Trasero

4 Rm
4 Wd
4 Rm

30-110



- 44 184171M1
- 45 354059X1
- 46 363459X1
- 47 3699971M1
- 48 1850909M91
- 49 892180M1
- 49 023653P1
- 49 023654P1
- 49 023655P1

- 80-70MM
- 85-75MM
- 85-75MM
- 85-75MM

- 2 MOLA
- 2 CONTRAPINO
- 2 PINO
- 2 ALÇA
- 1 CJ. ROLAMENTO
- 1 CALÇO
- 1 CALÇO
- 1 CALÇO
- 1 CALÇO

- SPRING
- DOWEL
- PIN
- STRAP
- BEARING ASSY
- SHIM
- SHIM
- SHIM
- SHIM

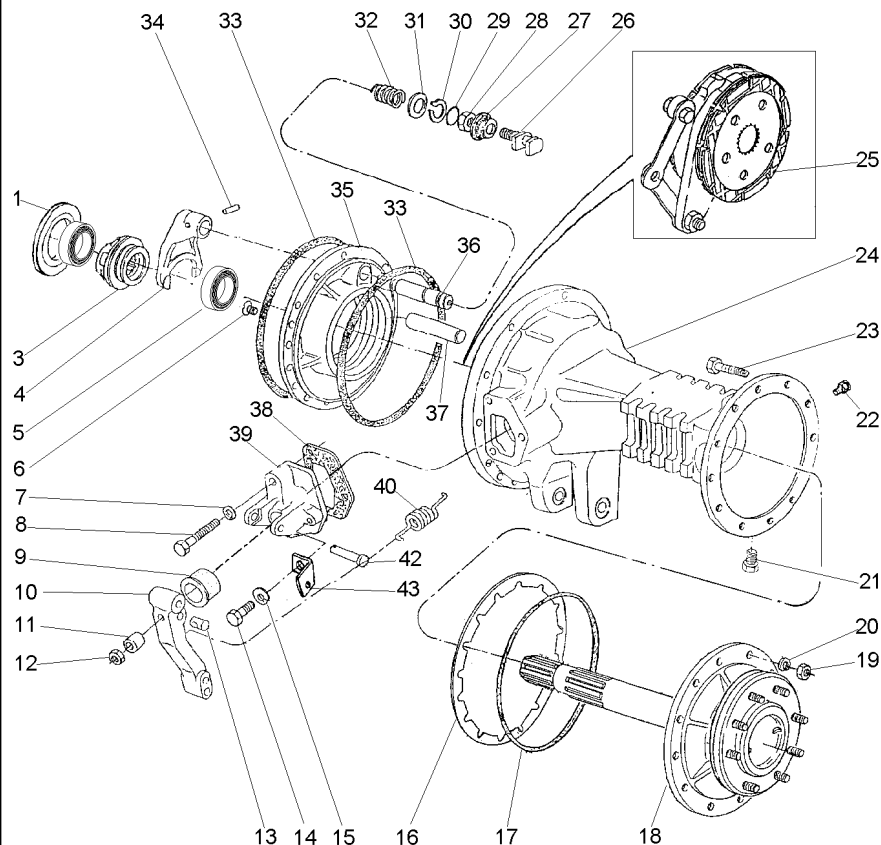
- RESORTE
- CENTRAJE
- PASADOR
- FAJA
- RODAMIENTO RAD
- CALCE
- CALCE
- CALCE
- CALCE

Eixo Traseiro
Rear Axle
Eje Trasero

Estreito
Narrow
Estrecho

30-115

2 Rodas Motrizes
2 Wheels Drive
2 Ruedas Motriz



- 1 187689M1
- 1 521401M1
- 1 892170M1
- 1 892171M1
- 1 892172M1
- 1 892173M1
- 3 897003M3
- 4 906807M1
- 5 026048N1
- 6 034013P1
- 7 353434X1
- 8 354269X1
- 9 1860959M1
- 10 1861665M1
- 10 1861666M1
- 11 1865002M1
- 12 330797X1
- 13 1865003M1
- 14 362455X1
- 15 353434X1
- 16 1660644M1
- 16 1660645M1
- 16 1660646M1
- 17 3412317M1
- 18 3585713M91
- 18 6220570M91
- 19 353426X1
- 20 353432X1
- 21 2412X
- 22 1482137M1
- 23 353571X1
- 24 3147504M2
- 24 068268P1
- 24 068267P1
- 24 055999P2
- 25 3148715M91
- 26 1865014M1
- 27 906811M1
- 28 353426X1
- 29 851258M1
- 30 358950X1
- 31 1864764M1
- 32 906808M1
- 33 1860838M2
- 34 420407M1
- 35 071273P2
- 35 071274P2
- 35 071269P2
- 35 034018P1

▲ 0.73/0.78MM
 ▲ 0.60/0.66MM
 ▲ 1.24/1.29MM
 ▲ 1.11/1.16MM
 ▲ 0.99/1.04MM
 ▲ 0.86/0.91MM

▲
 5/16x24x1"

▲
 3/8x16x2.1/2

▲
 7/16x20

▲
 3/8x16x2.1/4

▲ 0.10MM
 ▲ 0.25MM
 ▲ 0.50MM

● 30-140 No
 ➔ 08C000711
 ➔ 08C000712
 7/16x20

▲
 7/16x20x2.1/2

● 30-170 No

▲
 7/16x20

X CALÇO	SHIM	CALCE
X CALÇO	SHIM	CALCE
X CALÇO	SHIM	CALCE
X CALÇO	SHIM	CALCE
X CALÇO	SHIM	CALCE
X CALÇO	SHIM	CALCE
1 LUVA	SLEEVE	MANCHA
1 GARFO	FORK	HORQUILLA
1 ROLAMENTO CÔNICO	BEARING CONE	CONO COJINETE
4 PARAFUSO	BOLT	PERNO
2 ARRUELA	WASHER	ARANDELA
2 PARAFUSO	BOLT	PERNO
2 CAPA	CAP	TAPA
1 ALAVANCA	LEVER	PALANCA
1 ALAVANCA	LEVER	PALANCA
2 ESPAÇADOR	SPACER	PIEZA DISTANCIA
2 PORCA	NUT	TUERCA
2 PINO	PIN	PASADOR
4 PARAFUSO	BOLT	PERNO
4 ARRUELA	WASHER	ARANDELA
12 CALÇO	SHIM	CALCE
12 CALÇO	SHIM	CALCE
12 CALÇO	SHIM	CALCE
2 ANEL "O"	O RING	JUNTA TORICA
2 SEMI EIXO	HALF AXLE	SEMIEJES
2 SEMI EIXO	HALF AXLE	SEMIEJES
10 PORCA	NUT	TUERCA
10 ARRUELA	WASHER	ARANDELA
2 BUJÃO	PLUG	TAPON
2 TAMPÃO	PAD	ALMOHADILLA
10 PARAFUSO	BOLT	PERNO
1 CARÇAÇA DO EIXO	AXLE HOUSING	CAJA DEL EJE
1 CARÇAÇA	HOUSING	ALOJAMIENTO
1 CARÇAÇA	HOUSING	ALOJAMIENTO
1 CARÇAÇA DO EIXO	AXLE HOUSING	CAJA DEL EJE
2 C.J. FREIO	KIT, BRAKE	FRENOS JUEGO
1 GARFO	FORK	HORQUILLA
1 PROTETOR	PROTECTOR	PROTECTOR
1 PORCA	NUT	TUERCA
1 ANEL "O"	O RING	JUNTA TORICA
1 ANEL TRAVA	CIRCLIP	CIRCULITO
1 ARRUELA	WASHER	ARANDELA
1 MOLA	SPRING	RESORTE
4 ANEL "O"	O RING	JUNTA TORICA
1 PINO	PIN	PASADOR
1 PLACA	PLATE	PLATO
1 PLACA	PLATE	PLATO
1 PLACA	PLATE	PLATO
1 PLACA	PLATE	PLATO

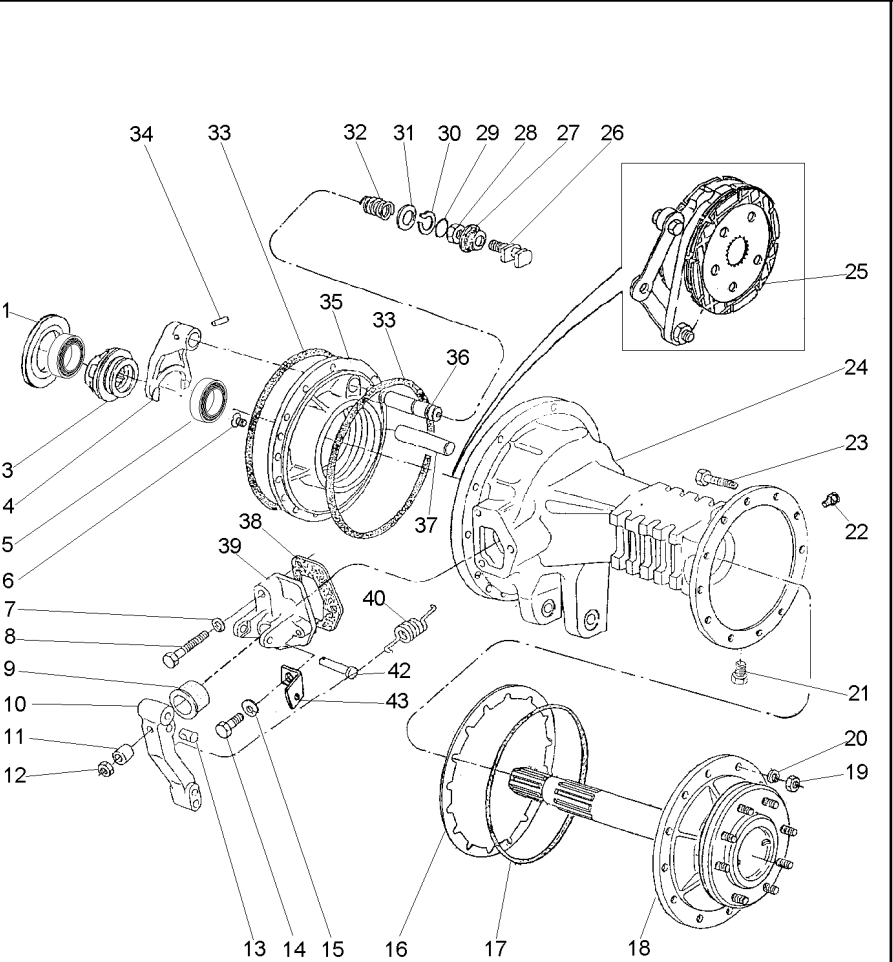
T0260087

EI83Z002

C025002 E06 (1)

06/09

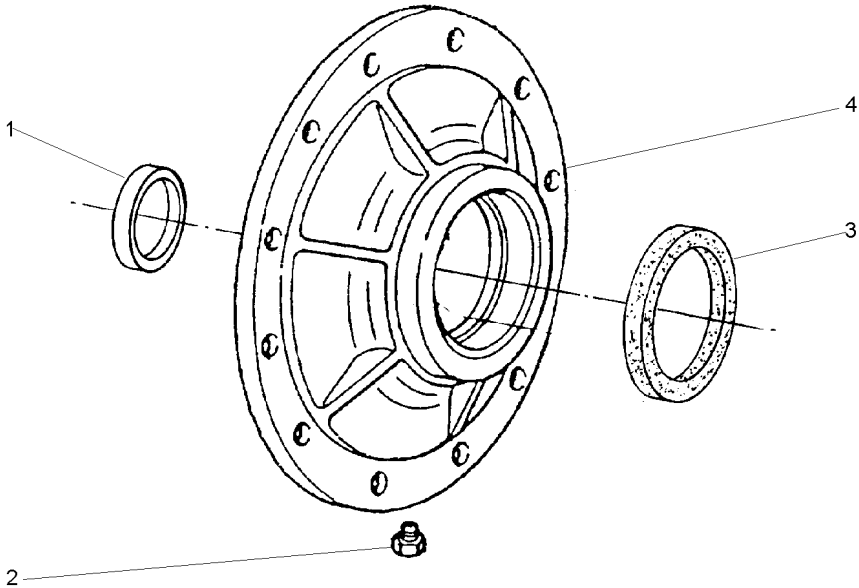
30-115



- | | | | |
|--------------|-----------|---------|----------------|
| 36 1864763M1 | 1 EIXO | SHAFT | ARBOL |
| 37 1860956M1 | 2 EIXO | SHAFT | ARBOL |
| 38 1860960M2 | 2 JUNTA | GASKET | EMPAQUETADURA. |
| 39 1860970M1 | 1 SUPORTE | BRACKET | SOPORTE |
| 39 3409713M1 | 1 SUPORTE | BRACKET | SOPORTE |
| 40 184171M1 | 2 MOLA | SPRING | RESORTE |
| 42 363459X1 | 2 PINO | PIN | PASADOR |
| 43 184310M1 | 2 ALÇA | STRAP | FAJA |

Semi Eixo
Half Axle
Semiejes

30-120



- 1 1851392M91
- 2 490075M1
- 3 894763M4
- 4 3412313M1

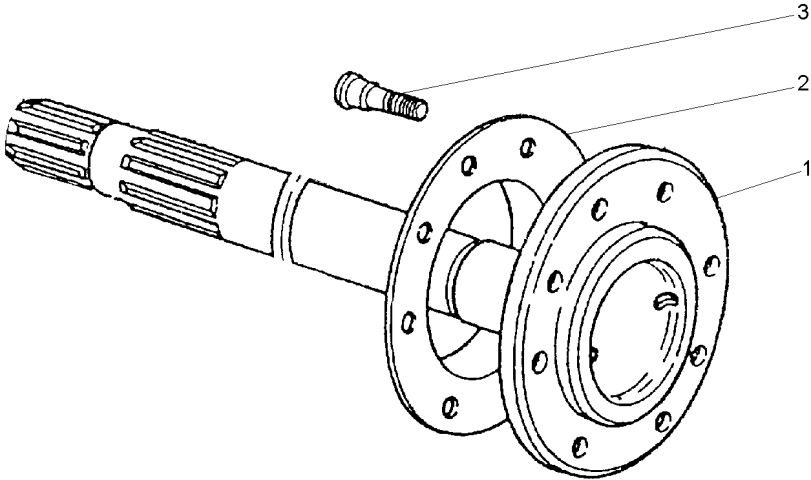
- | | | |
|-------------|---------|----------|
| 1 ROLAMENTO | BEARING | COJINETE |
| 1 BUJÃO | PLUG | TAPON |
| 1 RETENTOR | SEAL | RETEN |
| 1 TAMPA | COVER | CUBIERTA |

Semi Eixo
Half Axle
Semiejes

30-125

- 1 3412315M91
2 894756M1
3 893017M2 5/8x18x2"

- | | | |
|-------------|--------|-----------------|
| 1 EIXO | SHAFT | ARBOL |
| 1 ESPAÇADOR | SPACER | PIEZA DISTANCIA |
| 8 PARAFUSO | BOLT | PERNO |



Semi Eixo
Half Axle
Semiejes

30-130

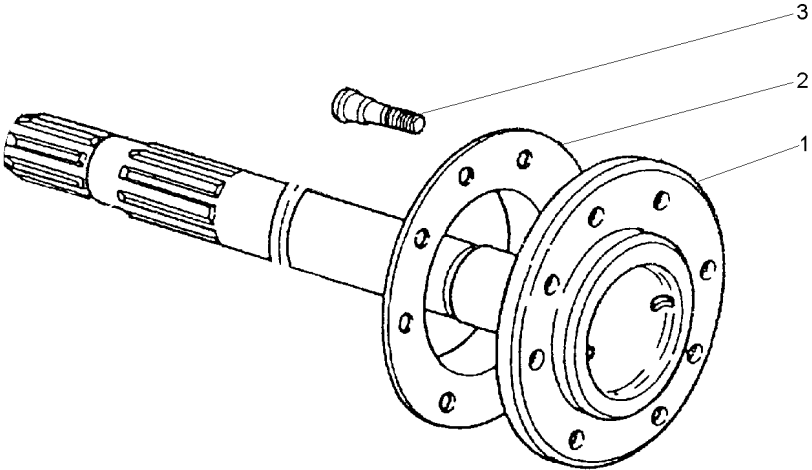
- 1 3412321M91
- 2 894756M1
- 3 893017M2

5/8x18x2"

- 1 EIXO
- 1 ESPAÇADOR
- 8 PARAFUSO

SHAFT
SPACER
BOLT

ARBOL
PIEZA DISTANCIA
PERNO



Semi Eixo
Half Axle
Semiejes

30-135

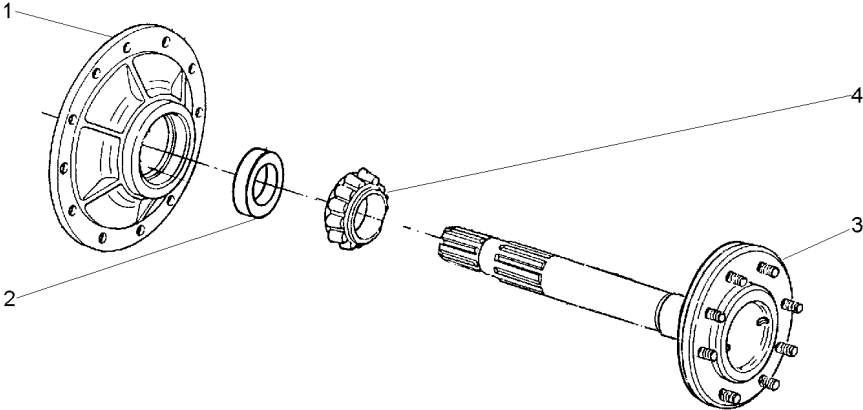
- 1 3412314M91
- 2 3412318M2
- 3 3412316M91
- 4 1851392M91

- 30-120 No
- 30-125 No

- 1 CJ. TAMPA
- 1 ANEL
- 1 EIXO
- 1 ROLAMENTO

- KIT, COVER
- RING
- SHAFT
- BEARING

- JUEGO DE TAPA
- ARO
- ARBOL
- COJINETE



Semi Eixo
Half Axle
Semiejes

30-140

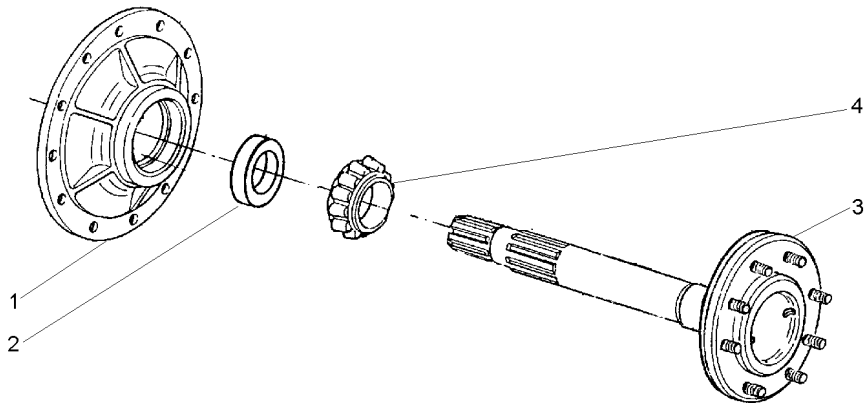
- 1 3412314M91
- 2 3412318M2
- 3 3412322M91
- 4 1851392M91

- 30-120 No
- 30-130 No

- 1 CJ. TAMPA
- 1 ANEL
- 1 EIXO
- 1 ROLAMENTO

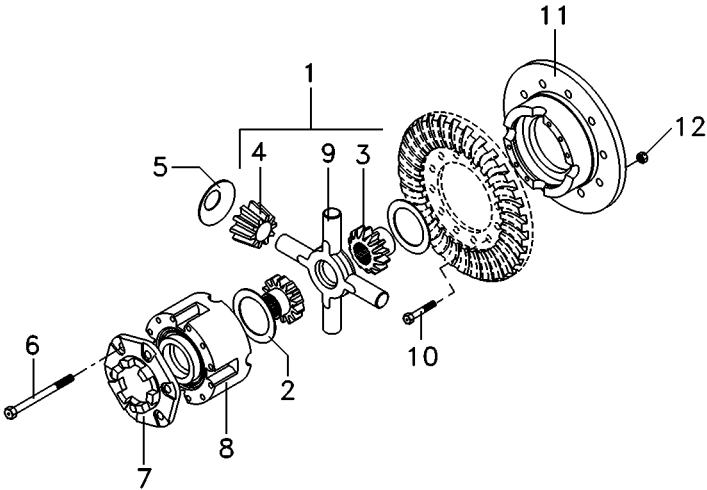
- KIT, COVER
- RING
- SHAFT
- BEARING

- JUEGO DE TAPA
- ARO
- ARBOL
- COJINETE



Diferencial
Diferential
Diferencial

30-145

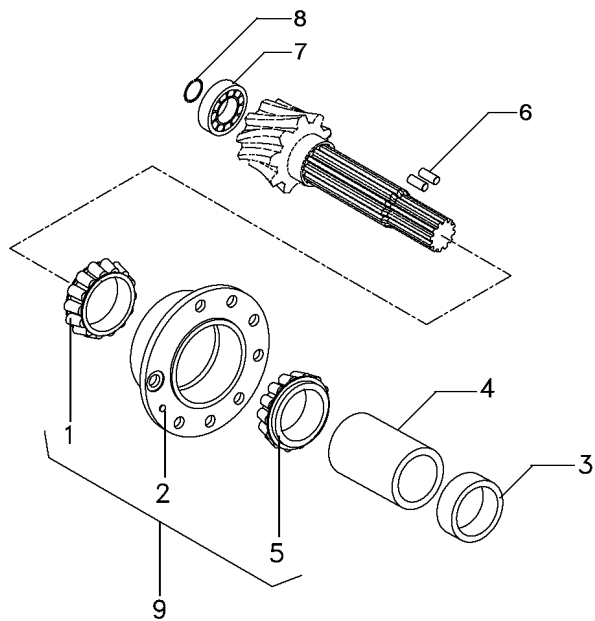


- 1 4200009M91
- 2 897726M1
- 3 885518M1 1
- 4 897725M3 1
- 5 6240713M1
- 6 490001M1 1/2x13x4"
- 7 898712M2
- 8
- 9 894302M5 1
- 10 3412312M1 1/2x20x2.11/32
- 11 034029R1
- 12 891947M1 1/2x20

- | | | |
|------------------|--------------|------------------|
| 1 CJ. ENGRENAGEM | KIT, GEAR | ENGRANAJES JUEGO |
| 2 ARRUELA | WASHER | ARANDELA |
| 2 ENGRENAGEM | GEAR | ENGRANAJE |
| 4 SATÉLITE | SATELLITE | SATELITE |
| 4 ARRUELA | WASHER | ARANDELA |
| 8 PARAFUSO | BOLT | PERNO |
| 1 FLANGE | FLANGE | PLETINA |
| 1 CARÇAÇA | HOUSING | ALOJAMIENTO |
| 1 CRUZETA | SPIDER | CRUCETA |
| 12 PARAFUSO | BOLT | PERNO |
| 1 CJ. MEIA CAIXA | STOCKING BOX | MEDIA CAJA |
| 12 PORCA | NUT | TUERCA |

Flange E Pinhão Flange And Pinion Pletina Y Piñon
--

30-150



- 1
2 518861M91
3 048363P2
4 1661065M2
5
6 3612442M1
7 191250M1
8 196097M1
9 3604054M91

- 9  1850090M92
9
- 9  1850090M92

- 1 ROLAMENTO
1 FLANGE
1 ESPAÇADOR
1 ESPAÇADOR
1 ROLAMENTO
2 ROLETE
1 ROLAMENTO
1 ANEL
1 FLANGE

- BEARING
FLANGE
SPACER
SPACER
BEARING
ROLLER
BEARING
RING
FLANGE

- COJINETE
PLETINA
PIEZA DISTANCIA
PIEZA DISTANCIA
COJINETE
RODILLO
COJINETE
ARO
PLETINA

Pinhão E Diferencial
Pinion And Differential
Piñon Y Diferencial

30-155

2 Rodas Motrizes
2 Wheels Drive
2 Ruedas Motriz

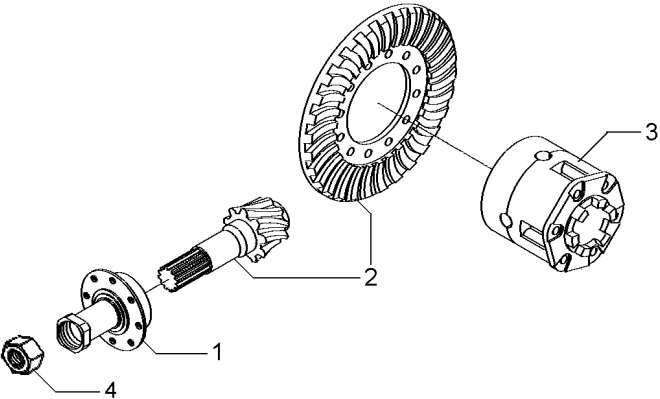
- 1 034030N2
- 2 4200007M91
- 2 4200007M91
- 3 034028N3
- 4 532956M1

- 30-150 No
- 6/37
- 30-145 No

- 1 FLANGE
- 1 COROA E PINHÃO
- 1 COROA E PINHÃO
- 1 DIFERENCIAL
- 1 PORCA

- FLANGE
- KIT, CROWNWHEEL
- KIT, CROWNWHEEL
- DIFFERENTIAL
- NUT

- PLETINA
- JUEGO CORONA
- JUEGO CORONA
- DIFERENCIAL
- TUERCA



Pinhão E Diferencial
Pinion And Differential
Piñon Y Diferencial

30-160

- 1 037641N1
- 2 4200007M91
- 2 4200007M91
- 3 034028N3
- 4 532956M1

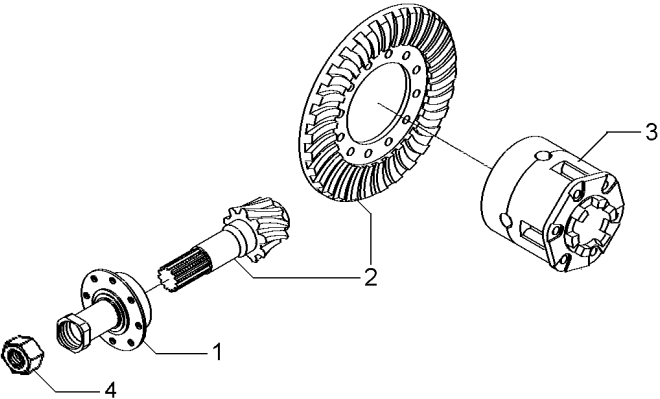
30-165 No

30-145 No

- 1 FLANGE
- 1 COROA E PINHÃO
- 1 COROA E PINHÃO
- 1 DIFERENCIAL
- 1 PORCA

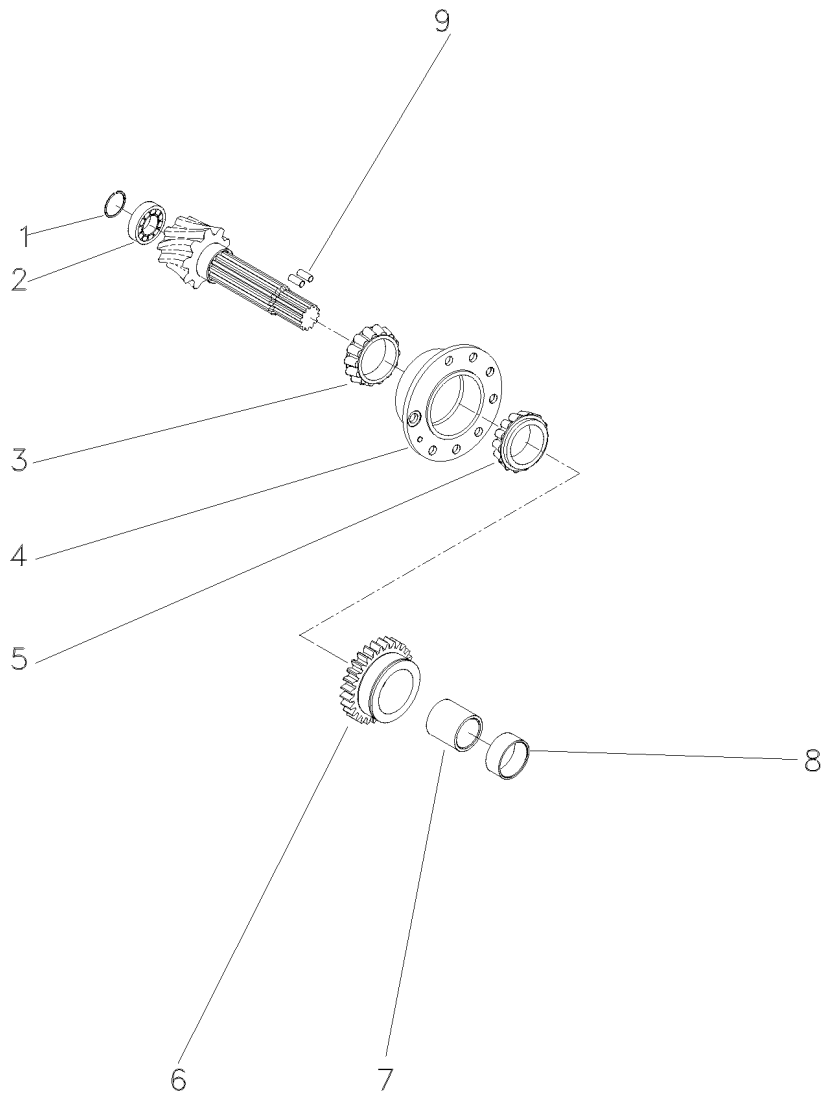
FLANGE
KIT, CROWNWHEEL
KIT, CROWNWHEEL
DIFFERENTIAL
NUT

PLETINA
JUEGO CORONA
JUEGO CORONA
DIFERENCIAL
TUERCA



Flange E Pinhão
Flange And Pinion
Pletina Y Piñon

30-165



- 1 196097M1
- 2 191250M1
- 3
- 4 518861M91
- 5
- 6 037806P1
- 7 3697318M1
- 8 048363P2
- 9 3612442M1

1850090M92

1850090M92

23

- 1 ANEL
- 1 ROLAMENTO
- 1 ROLAMENTO
- 1 FLANGE
- 1 ROLAMENTO
- 1 ENGRENAGEM
- 1 ESPAÇADOR
- 1 ESPAÇADOR
- 2 ROLETE


- RING
- BEARING
- BEARING
- FLANGE
- BEARING
- GEAR
- SPACER
- SPACER
- ROLLER

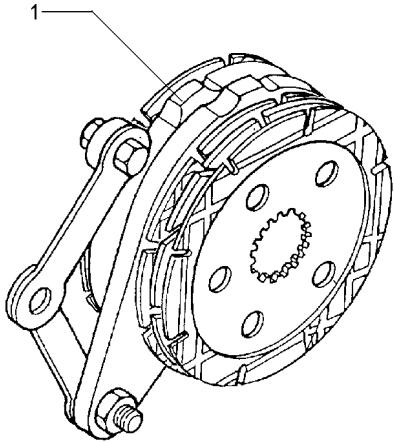
- ARO
- COJINETE
- COJINETE
- PLETINA
- COJINETE
- ENGRANAJE
- PIEZA DISTANCIA
- PIEZA DISTANCIA
- RODILLO

Freio
Brake
Freno

A Banho De Óleo
Oil Cooled
En Banho De Aceite

30-170


1 1861058M92  30-190 No 1 CJ. FREIO KIT, BRAKE FRENOS JUEGO

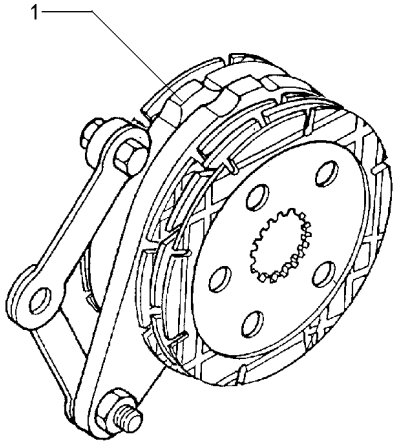


Freio
Brake
Freno

A Banho De Óleo
Oil Cooled
En Banho De Aceite

30-175

1 1861059M92  30-185 No 1 FREIO BRAKE FRENO



Freio
Brake
Freno

30-180

- 1 060429P1
- 2 1860963M91
- 3 195348M1
- 4 1861676M91
- 5 354068X1
- 6 035670T1

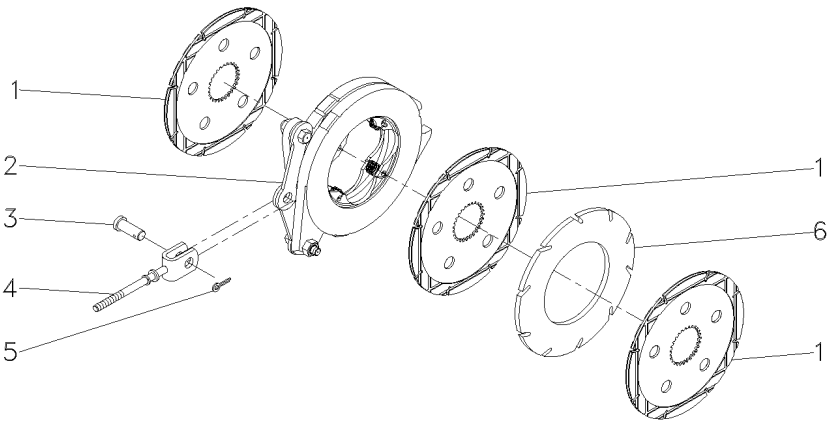
30-195 No

1.1/4X5/32

- 3 DISCO
- 1 C.J. COMANDO
- 2 PINO
- 1 TIRANTE
- 2 CONTRAPINO
- 1 DISCO

- DISC
- KIT, ACTUATOR
- PIN
- ROD
- DOWEL
- DISC

- DISCO
- JUEGO ACTUADOR
- PASADOR
- VARILLA
- CENTRAJE
- DISCO



Freio A Banho De Óleo
Brake Oil Cooled
Freno En Banho De Aceite

30-185

- 1 060429P2
- 2 035670T1
- 3 1860963M91

[A]
[B]
30-195 No

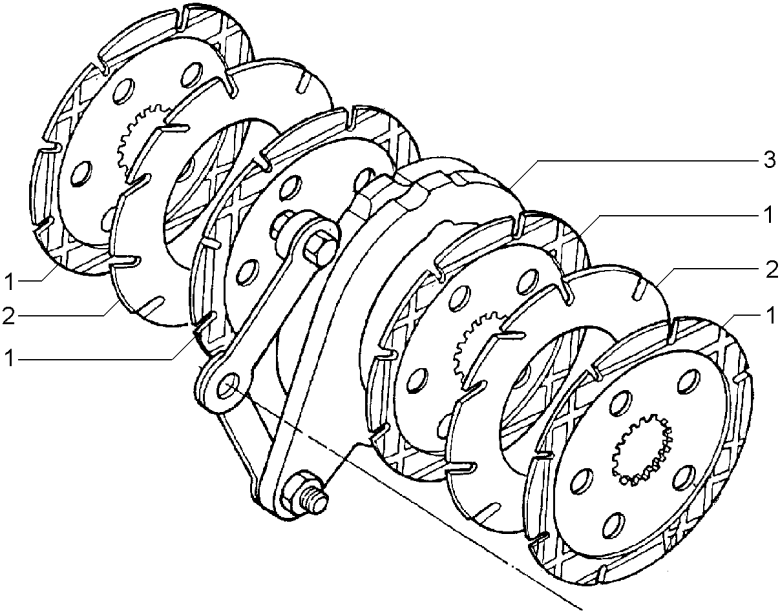
- 5 DISCO
- 3 DISCO
- 1 C.J. COMANDO

DISC
DISC
KIT, ACTUATOR

DISCO
DISCO
JUEGO ACTUADOR

[A] FRICÇÃO
FRICTION
FRICCION

[B] INTERMEDIÁRIO
INTERMEDIARY
INTERMEDIARIO



Freio A Banho De Óleo
Brake Oil Cooled
Freno En Banho De Aceite

30-190

- 1 060429P2
- 2 035670T1
- 3 1860963M91

[A]
[B]
30-195 No

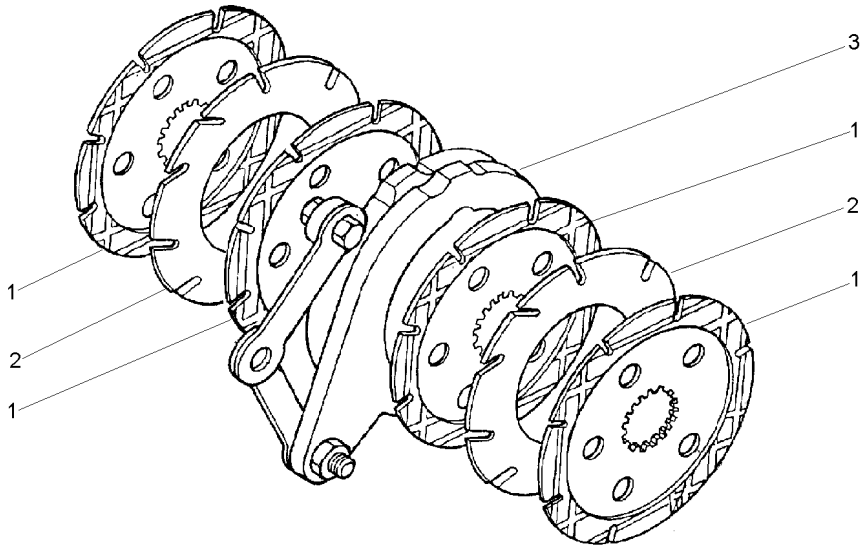
- 4 DISCO
- 2 DISCO
- 1 C.J. COMANDO

DISC
DISC
KIT, ACTUATOR

DISCO
DISCO
JUEGO ACTUADOR

[A] FRICÇÃO
FRICTION
FRICCION

[B] INTERMEDIÁRIO
INTERMEDIARY
INTERMEDIARIO



Comando Do Freio
Brake Drive
Mando De Freno

30-195

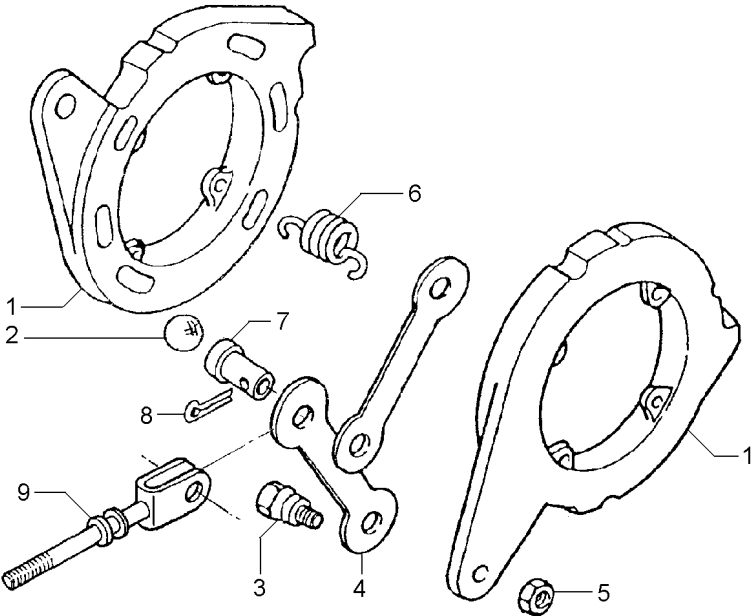
- 1
- 2 16779X
- 3 1481654M1
- 4 1481653M1
- 5 353438X1
- 6 1853148M1
- 7 195348M1
- 8 354068X1
- 9 1861676M91

- 1860963M91
- 1/2
- 1/2X20

- 2 DISCO
- 6 ESFERA
- 2 PARAFUSO
- 2 BRAÇO
- 2 PORCA
- 4 MOLA
- 1 PINO
- 1 CONTRAPINO
- 1 TIRANTE

- DISC
- BALL
- BOLT
- ARM
- NUT
- SPRING
- PIN
- DOWEL
- ROD

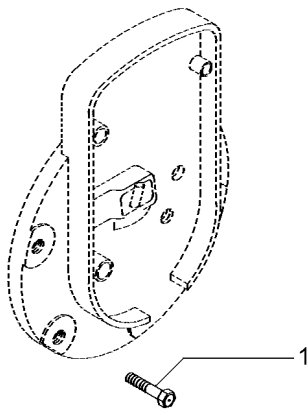
- DISCO
- BOLA
- PERNO
- BRAZO
- TUERCA
- RESORTE
- PASADOR
- CENTRAJE
- VARILLA



Fixação Tampa Lateral
Fastener Side Cover
Fixacion Tapa Lateral

30-200

1	353698X1	2 7/16X14X1"	8	PARAFUSO	BOLT	PERNO
---	----------	--------------	---	----------	------	-------

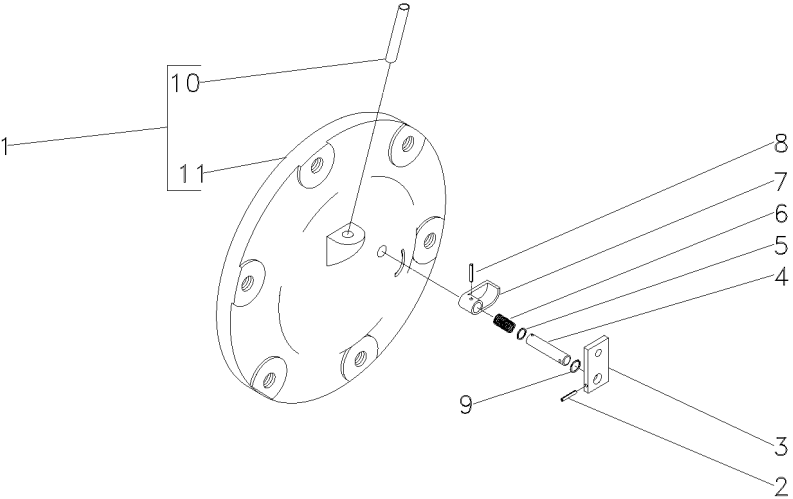


Tampa
Cover
Tapa

30-205

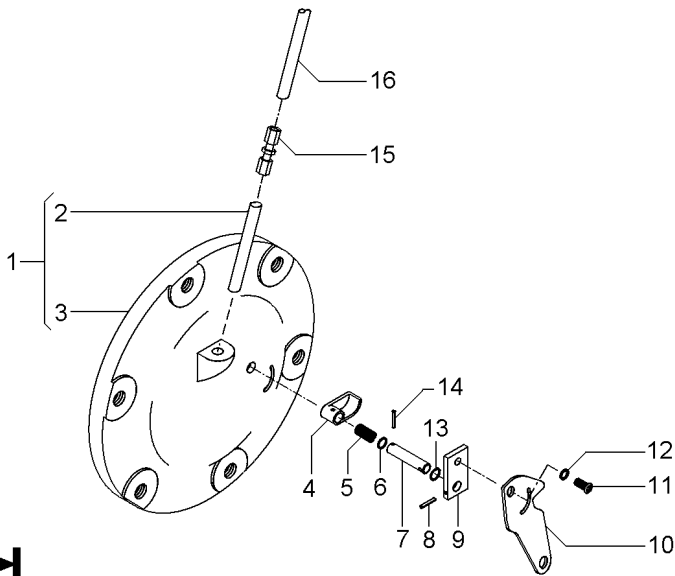
- | | | |
|----|-----------|------------|
| 1 | 048707N1 | |
| 2 | 357616X1 | 3/32"x3/4" |
| 3 | 1869408M1 | |
| 4 | 1869407M1 | |
| 5 | 1001833M1 | 1/16 |
| 6 | 1869136M1 | |
| 7 | 1869134M2 | |
| 8 | 2801719M1 | 1/8x11/8 |
| 9 | 377426X1 | |
| 10 | 049179P1 | 1 |
| 11 | 048708P1 | 1 |

- | | | | |
|---|------------|------------|---------------|
| 1 | CJ. TAMPA | KIT, COVER | JUEGO DE TAPA |
| 1 | PINO | PIN | PASADOR |
| 1 | PLACA | PLATE | PLATO |
| 1 | EIXO | SHAFT | ARBOL |
| 1 | ANEL "O" | O RING | JUNTA TORICA |
| 1 | MOLA | SPRING | RESORTE |
| 1 | ATUADOR | ACTUATOR | ACTUADOR |
| 1 | PINO | PIN | PASADOR |
| 1 | ANEL TRAVA | CIRCLIP | CIRCULITO |
| 1 | TUBO | PIPE | CANO |
| 1 | TAMPA | COVER | CUBIERTA |



Cj. Tampa
Cover
Tapa

30-210



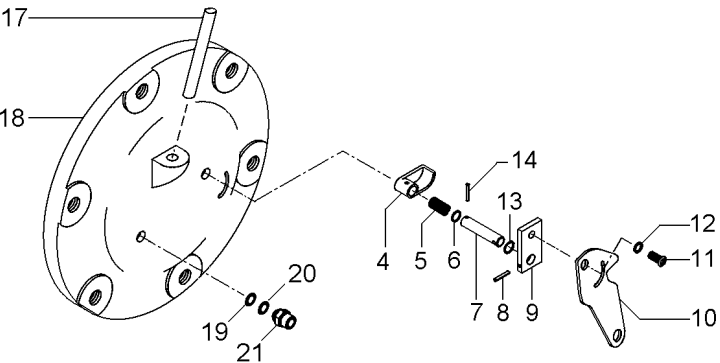
- 1 6201200M1
- 2 049179P1
- 3
- 4 1869134M2
- 5 1869136M1
- 6 1001833M1
- 7 1869407M1
- 8 357616X1
- 9 1869408M1
- 10 6209491M1
- 11 1869138M1
- 12 353753X1
- 13 377426X1
- 14 2801719M1
- 15 3412001M91
- 16 046213P1
- 17 6204706M91
- 18 6201200M1
- 19 039291T1
- 20 069937P1
- 21 039290T1

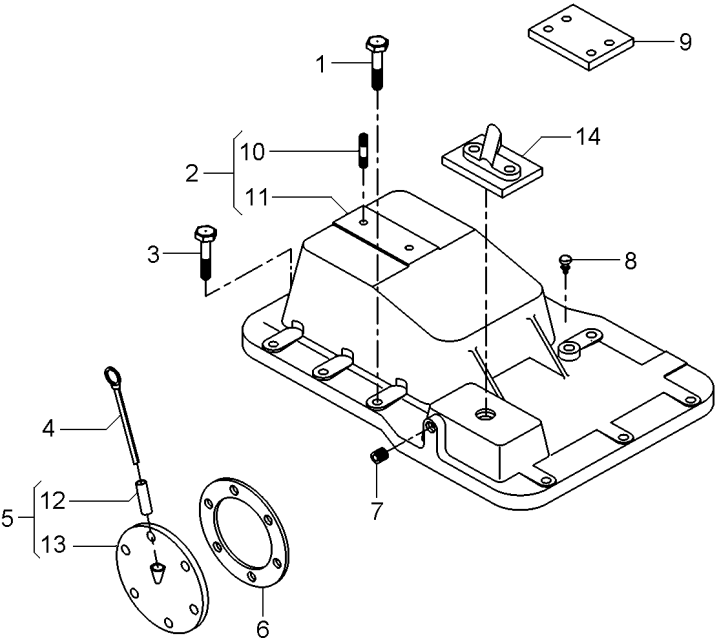
- 1
- 1 065247N1

- 1 TAMPA
- 1 TUBO
- 1 TAMPA
- 1 ATUADOR
- 1 MOLA
- 1 ANEL "O"
- 1 EIXO
- 1 PINO
- 1 PLACA
- 1 ALAVANCA
- 1 PARAFUSO
- 1 ARRUELA
- 1 ANEL TRAVA
- 1 PINO
- 1 CONEXÃO
- 1 TUBO
- 1 CJ. TUBO
- 1 TAMPA
- 1 ARRUELA
- 1 ANEL
- 1 CONEXÃO

- COVER
- PIPE
- COVER
- ACTUATOR
- SPRING
- O RING
- SHAFT
- PIN
- PLATE
- LEVER
- BOLT
- WASHER
- CIRCLIP
- PIN
- CONNECTION
- PIPE
- KIT, PIPE
- COVER
- WASHER
- RING
- CONNECTION

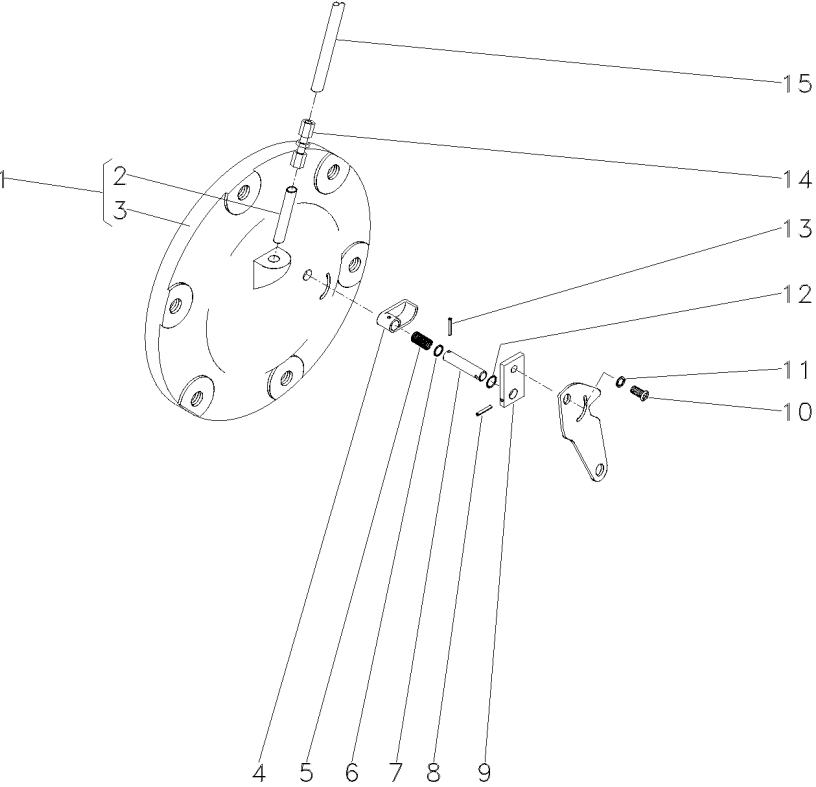
- CUBIERTA
- CANO
- CUBIERTA
- ACTUADOR
- RESORTE
- JUNTA TORICA
- ARBOL
- PASADOR
- PLATO
- PALANCA
- PERNO
- ARANDELA
- CIRCULITO
- PASADOR
- CONEXION
- CANO
- JUEGO CANO
- CUBIERTA
- ARANDELA
- ARO
- CONEXION





1	058281P1		5	PARAFUSO	BOLT	PERNO
2	3145272M92		1	TAMPA	COVER	CUBIERTA
3	058287P1		8	PARAFUSO	BOLT	PERNO
4	1665962M91		1	VARETA	ROD	VARILLA
5	181218M91		1	CJ. TAMPA	KIT, COVER	JUEGO DE TAPA
6	181217M1		1	JUNTA	GASKET	EMPAQUETADURA
7	195387M1		2	BUJÃO	PLUG	TAPON
8	182099M91		1	RESPIRO	BREATHER	RESPIRADERO
9	022747P1		2	PLACA	PLATE	PLATO
10	3146844M1	2	1	PRISIONEIRO	STUD	ESPARRAGO
11	3145276M1	2	1	TAMPA	COVER	CUBIERTA
12	898207M1	5	1	TUBO	PIPE	CANO
13	181219M1	5	1	TAMPA	COVER	CUBIERTA
14	070467N1		1	CJ. TAMPA	KIT, CAP	JUEGO DE TAPON

1	049176N1		1	CJ. TAMPA	KIT, COVER	JUEGO DE TAPA
2	046207P1	1		1 TUBO	PIPE	CANO
3	048708P1	1		1 TAMPA	COVER	CUBIERTA
4	1869134M2			1 ATUADOR	ACTUATOR	ACTUADOR
5	1869136M1			1 MOLA	SPRING	RESORTE
6	1001833M1			1 ANEL "O"	O RING	JUNTA TORICA
7	1869407M1			1 EIXO	SHAFT	ARBOL
8	357616X1			1 PINO	PIN	PASADOR
9	1869408M1			1 PLACA	PLATE	PLATO
10	1869138M1			1 PARAFUSO	BOLT	PERNO
11	353753X1			1 ARRUELA	WASHER	ARANDELA
12	377426X1			1 ANEL TRAVA	CIRCLIP	CIRCULITO
13	2801719M1			1 PINO	PIN	PASADOR
14	3412001M91			1 CONEXÃO	CONNECTION	CONEXION
15	046213P1			1 TUBO	PIPE	CANO



Barra De Tração
Drawbar
Barra De Tiro

40-10

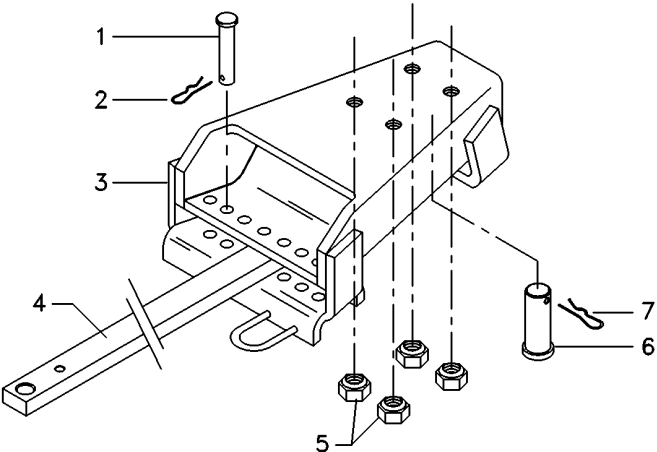
Nd
Nd
Nd

- 1 376398X1
- 2 195414M1
- 3 062223S1
- 4 1484982M2
- 5 186809M1
- 6 184631M1
- 7 195708M1

- 2 PINO
- 2 GRAMPO
- 1 SUPORTE
- 1 BARRA
- 4 PORCA
- 1 PINO
- 1 GRAMPO

- PIN
- CRAMP
- BRACKET
- BAR
- NUT
- PIN
- CRAMP

- PASADOR
- PASADOR
- SOPORTE
- BARRA
- TUERCA
- PASADOR
- PASADOR

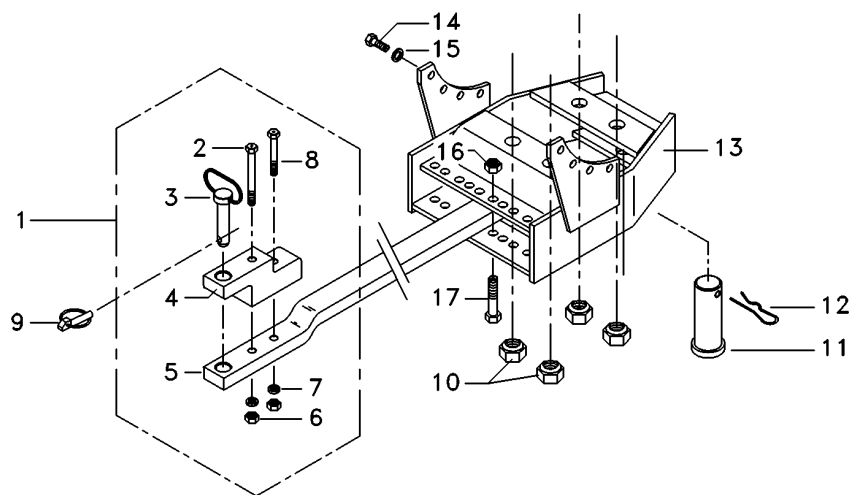


<p>Barra De Tração</p> <p>Drawbar</p> <p>Barra De Tiro</p>

Hd C/Pino
Hd With Needle
Hd C/Passador

40-15

Viti
Viti
Viti



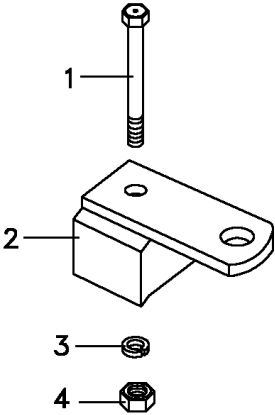
- 1 3146136M92
- 2 080240H1
- 3 3146131M92
- 4 490059M4
- 5 056606P2
- 6 368123X1
- 7 3853577M1
- 8 080241H1
- 9 810285M92
- 10 909718M1
- 11 489785M2
- 12 195708M1
- 13 057915S1
- 14 354651X1
- 15 353439X1
- 16 375098X1
- 17 354655X1

- | | | | |
|---|-----------------|---------|---------------|
| 1 | BARRA DE TRAÇÃO | DRAWBAR | BARRA DE TIRO |
| 1 | PARAFUSO | BOLT | PERNO |
| 1 | PINO | PIN | PASADOR |
| 1 | SUPORTE | BRACKET | SOPORTE |
| 1 | BARRA DE TRAÇÃO | DRAWBAR | BARRA DE TIRO |
| 2 | PORCA | NUT | TUERCA |
| 2 | ARRUELA | WASHER | ARANDELA |
| 1 | PARAFUSO | BOLT | PERNO |
| 1 | PINO | PIN | PASADOR |
| 4 | PORCA | NUT | TUERCA |
| 1 | PINO | PIN | PASADOR |
| 1 | GRAMPO | CRAMP | PASADOR |
| 1 | SUPORTE | BRACKET | SOPORTE |
| 8 | PARAFUSO | SCREW | TORNILLO |
| 8 | ARRUELA | WASHER | ARANDELA |
| 2 | PORCA | NUT | TUERCA |
| 2 | PARAFUSO | SCREW | TORNILLO |

Suporte Da Barra De Tração
Drawbar Bracket
Soporte Del Barra Tiro

40-20

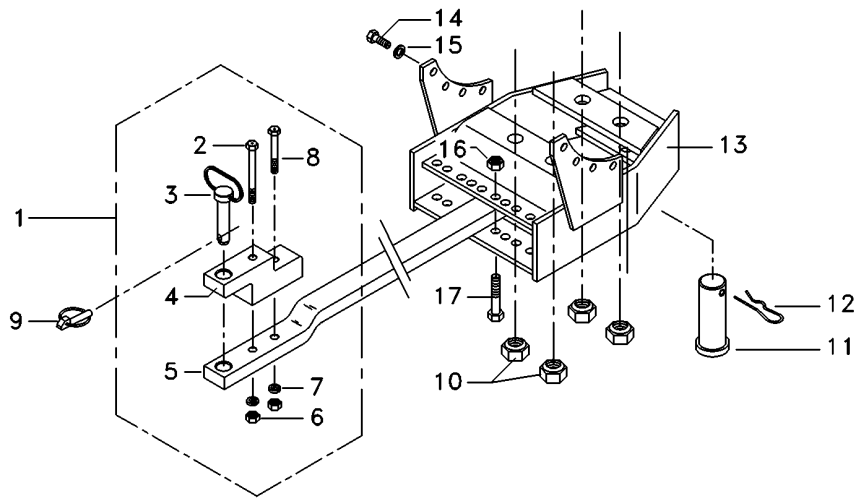
1	080240M1	5/8X18X6.1/2	1	PARAFUSO	BOLT	PERNO
2	027994S1		1	SUPORTE	BRACKET	SOPORTE
3	3585377M1	33,5X17,0X3,75	1	ARRUELA	WASHER	ARANDELA
4	368123X1	5/8X18	1	PORCA	NUT	TUERCA



Barra De Tração
Drawbar
Barra De Tiro

40-25

Hd
Hd
Hd



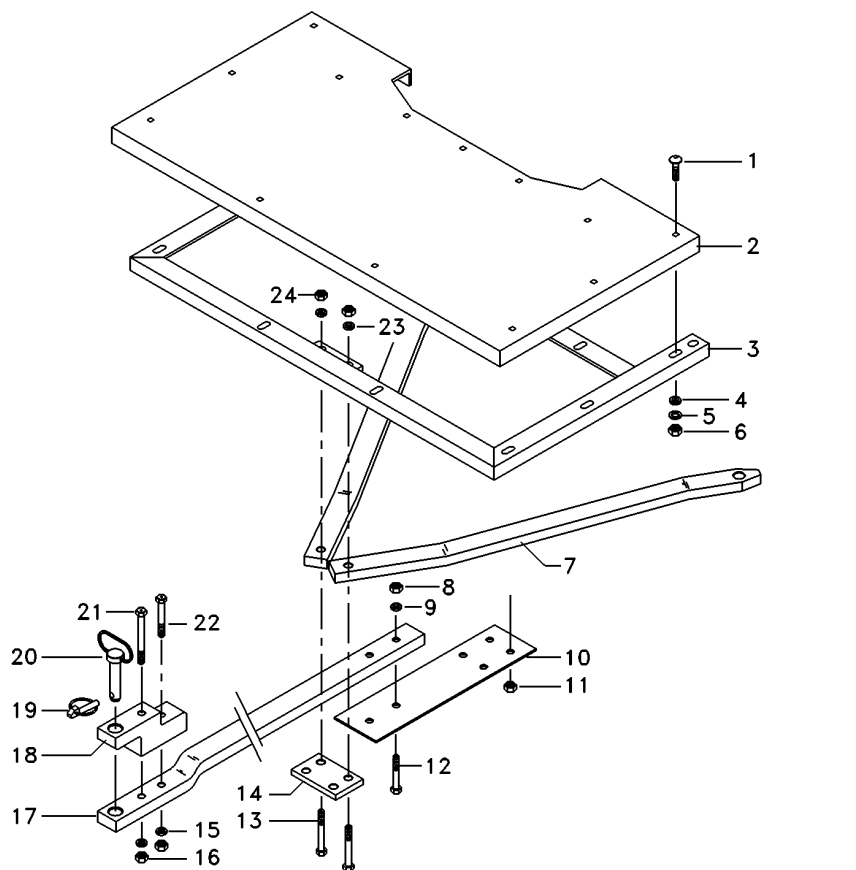
- 1 3146136M92
- 2 080240H1
- 3 3146131M92
- 4 490059M4
- 5 056606P2
- 6 368123X1
- 7 3585377M1
- 8 080241H1
- 9 810285M92
- 10 909718M1
- 11 489785M2
- 12 195708M1
- 13 073481S1
- 14 354651X1
- 15 353439X1
- 16 375098X1
- 17 366909X1

- | | | |
|-------------------|---------|---------------|
| 1 BARRA DE TRAÇÃO | DRAWBAR | BARRA DE TIRO |
| 1 PARAFUSO | BOLT | PERNO |
| 1 PINO | PIN | PASADOR |
| 1 SUPORTE | BRACKET | SOPORTE |
| 1 BARRA DE TRAÇÃO | DRAWBAR | BARRA DE TIRO |
| 2 PORCA | NUT | TUERCA |
| 2 ARRUELA | WASHER | ARANDELA |
| 1 PARAFUSO | BOLT | PERNO |
| 1 PINO | PIN | PASADOR |
| 4 PORCA | NUT | TUERCA |
| 1 PINO | PIN | PASADOR |
| 1 GRAMPO | CRAMP | PASADOR |
| 1 SUPORTE | BRACKET | SOPORTE |
| 8 PARAFUSO | SCREW | TORNILLO |
| 8 ARRUELA | WASHER | ARANDELA |
| 2 PORCA | NUT | TUERCA |
| 2 PARAFUSO | BOLT | PERNO |

Barra De Tração
Drawbar
Barra De Tiro

40-30

Aeroporto Airport Aeropuerto



- 1 353810X1
2 035929P1
3 035928S1
4 353756X1
5 353434X1
6 353431X1
7 035922P1
8 368718X1
9 353443X1
10 035923P1
11 909718M1
12 361293X1
13 354681X1
14 1482917M1
15 353433X1
16 363628X1
17 056606P2
18 490059M4
19 810285M92
20 3146131M92
21 354687X1
22 363052X1
23 353433X1
24 505044M1

- | | | | |
|----|-----------------|---------|---------------|
| 13 | PARAFUSO | BOLT | PERNO |
| 1 | PLATAFORMA | TABLE | MESA |
| 1 | ADUTOR | FRAME | BASTIDOR |
| 13 | ARRUELA | WASHER | ARANDELA |
| 13 | ARRUELA | WASHER | ARANDELA |
| 13 | PORCA | NUT | TUERCA |
| 2 | BARRA | BAR | BARRA |
| 2 | PORCA | NUT | TUERCA |
| 2 | ARRUELA | WASHER | ARANDELA |
| 1 | PLACA | PLATE | PLATO |
| 4 | PORCA | NUT | TUERCA |
| 2 | PARAFUSO | BOLT | PERNO |
| 4 | PARAFUSO | BOLT | PERNO |
| 1 | PLACA | PLATE | PLATO |
| 2 | ARRUELA | WASHER | ARANDELA |
| 2 | PORCA | NUT | TUERCA |
| 1 | BARRA DE TRAÇÃO | DRAWBAR | BARRA DE TIRO |
| 1 | SUPOORTE | BRACKET | SOPORTE |
| 1 | PINO | PIN | PASADOR |
| 1 | PINO | PIN | PASADOR |
| 1 | PARAFUSO | BOLT | PERNO |
| 1 | PARAFUSO | BOLT | PERNO |
| 4 | ARRUELA | WASHER | ARANDELA |
| 4 | PORCA | NUT | TUERCA |

Barra Transversal
Transversal Bar
Barra Transversal

40-35

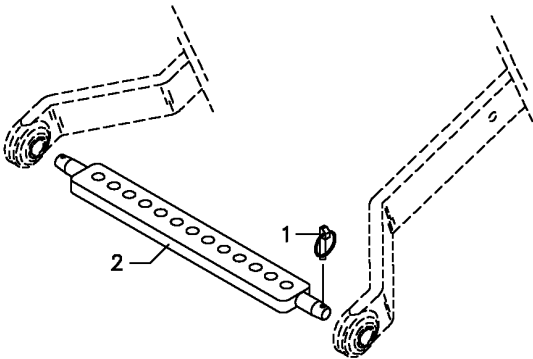
Tratores Compacto
Compact Tractors
Tractores Compacto

- 1 810285M92
- 2 058349P1

- 2 PINO
- 1 BARRA

PIN
BAR

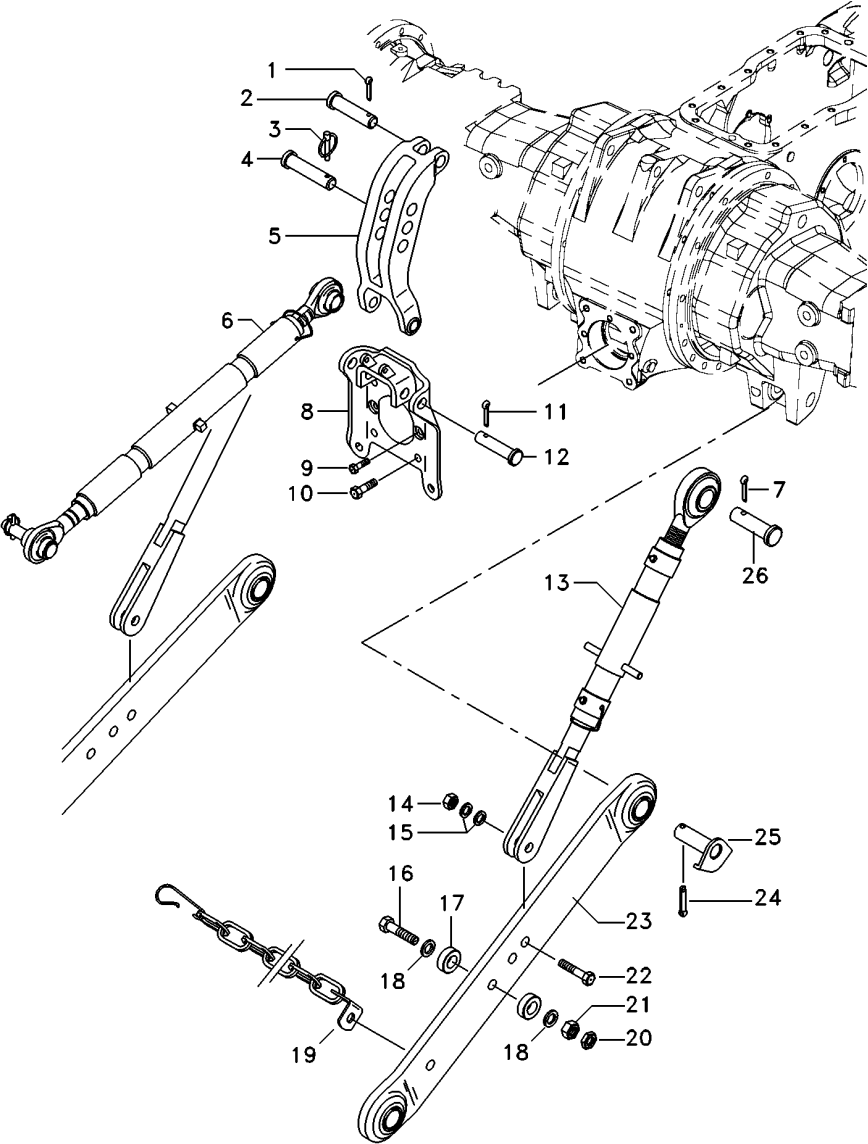
PASADOR
BARRA



Braços Hidráulicos
Hydraulic Arms
Brazos Hidráulicos

40-40

Standard
Standard
Standard



- 1 354068X1
- 2 893567M1
- 3 810285M92
- 4 035777P1
- 5 1863393M93
- 6 3147681M91
- 7 354068X1
- 8 059367S1
- 9 353699X1
- 10 354277X1
- 11 354089X1
- 12 1481712M1
- 13 037467N1
- 14 353435X1
- 15 353775X1
- 16 1676239M1
- 17 045121P1
- 18 353775X1
- 19 3148840M91
- 20 353436X1
- 21 353435X1
- 22 490481M1
- 23 062895T1
- 24 354092X1
- 25 1482939M91
- 26 893568M1

40-55 No

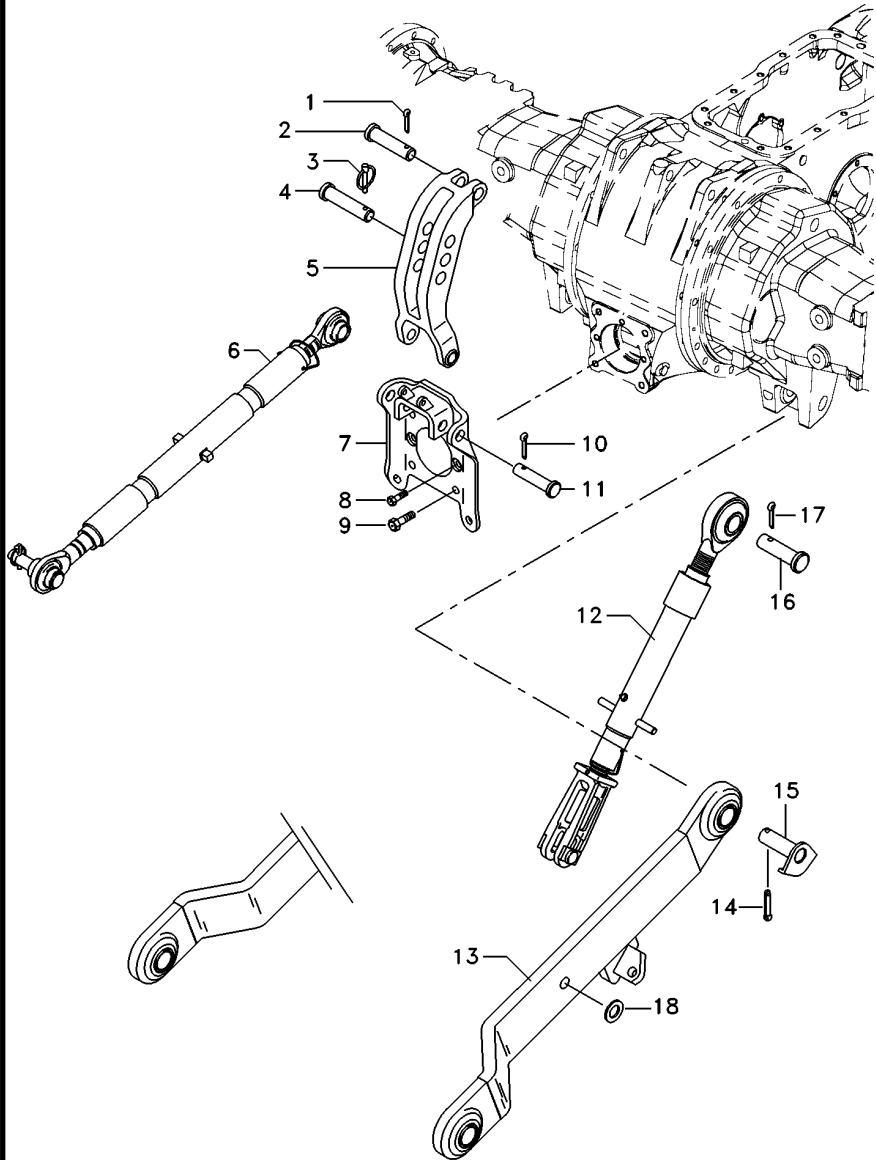
40-65 No

- | | | |
|----------------|------------|-----------------|
| 1 CONTRAPINO | DOWEL | CENTRAJE |
| 1 PINO | PIN | PASADOR |
| 1 PINO | PIN | PASADOR |
| 1 PINO | PIN | PASADOR |
| 1 VIGA | BEAM | VIGA |
| 1 CJ. BRAÇO | KIT, ARM | JUEGO DE BRAZO |
| 2 CONTRAPINO | DOWEL | CENTRAJE |
| 1 SUPORTE | BRACKET | SOPORTE |
| 2 PARAFUSO | BOLT | PERNO |
| 4 PARAFUSO | BOLT | PERNO |
| 2 CUPILHA | COTTER PIN | PASADOR DOUBLE |
| 2 PINO | PIN | PASADOR |
| 2 CJ. BRAÇO | KIT, ARM | JUEGO DE BRAZO |
| 2 PORCA | NUT | TUERCA |
| 4 ARRUELA | WASHER | ARANDELA |
| 2 PARAFUSO | BOLT | PERNO |
| 2 ESPAÇADOR | SPACER | PIEZA DISTANCIA |
| 4 ARRUELA | WASHER | ARANDELA |
| 2 CJ. CORRENTE | KIT, CHAIN | CADENA JUEGO |
| 2 PORCA | NUT | TUERCA |
| 2 PORCA | NUT | TUERCA |
| 2 PARAFUSO | BOLT | PERNO |
| 2 CJ. BRAÇO | KIT, ARM | JUEGO DE BRAZO |
| 2 CUPILHA | COTTER PIN | PASADOR DOUBLE |
| 2 PINO | PIN | PASADOR |
| 2 PINO | PIN | PASADOR |

Braços Hidráulicos
Hydraulic Arms
Brazos Hidráulicos

40-45

Tratores Estreito
Narrow Tractors
Tractores Estrecho



- 1 354068X1
- 2 893567M1
- 3 810285M92
- 4 035777P1
- 5 1863393M93
- 6 3147681M91
- 7 059367S1
- 8 353699X1
- 9 354277X1
- 10 354089X1
- 11 1481712M1
- 12 3147333M91

- 12 3147333M91
- 12 1863887M92
- 12 1863887M92

- 12 071946T1
- 12 071946T1

- 13 068058S1
- 13 068058S1
- 13 072504T1
- 13 072504T1
- 13 068059S1
- 13 068059S1
- 13 072503T1
- 13 072503T1

- 14 354092X1
- 15 1482939M91
- 16 893568M1
- 17 354068X1
- 18 021330P1

[A] AJUSTÁVEL
ADJUSTABLE
AJUSTABLE

40-55 No

- 250203C000082
- 250403C000174
- [A]
- 250203C000082
- [A]
- 250403C000174
- 250203C000083
- 250403C000175
- 40-70 No
- 250203C000082
- 250403C000174
- 250203C000083
- 250403C000175
- 250203C000082
- 250403C000174
- 250203C000083
- 250403C000175

- 1 CONTRAPINO
- 1 PINO
- 1 PINO
- 1 PINO
- 1 VIGA
- 1 C.J. BRAÇO
- 1 SUPORTE
- 2 PARAFUSO
- 4 PARAFUSO
- 2 CUPILHA
- 2 PINO
- 1 C.J. BRAÇO
- 1 C.J. BRAÇO
- 1 C.J. BRAÇO
- 1 C.J. BRAÇO
- 2 C.J. BRAÇO
- 2 C.J. BRAÇO
- 1 BRAÇO
- 1 BRAÇO
- 1 C.J. BRAÇO
- 1 C.J. BRAÇO
- 1 C.J. BRAÇO
- 1 C.J. BRAÇO
- 1 C.J. BRAÇO
- 1 C.J. BRAÇO
- 1 C.J. BRAÇO
- 2 CUPILHA
- 2 PINO
- 2 PINO
- 2 CONTRAPINO
- 2 ARRUELA

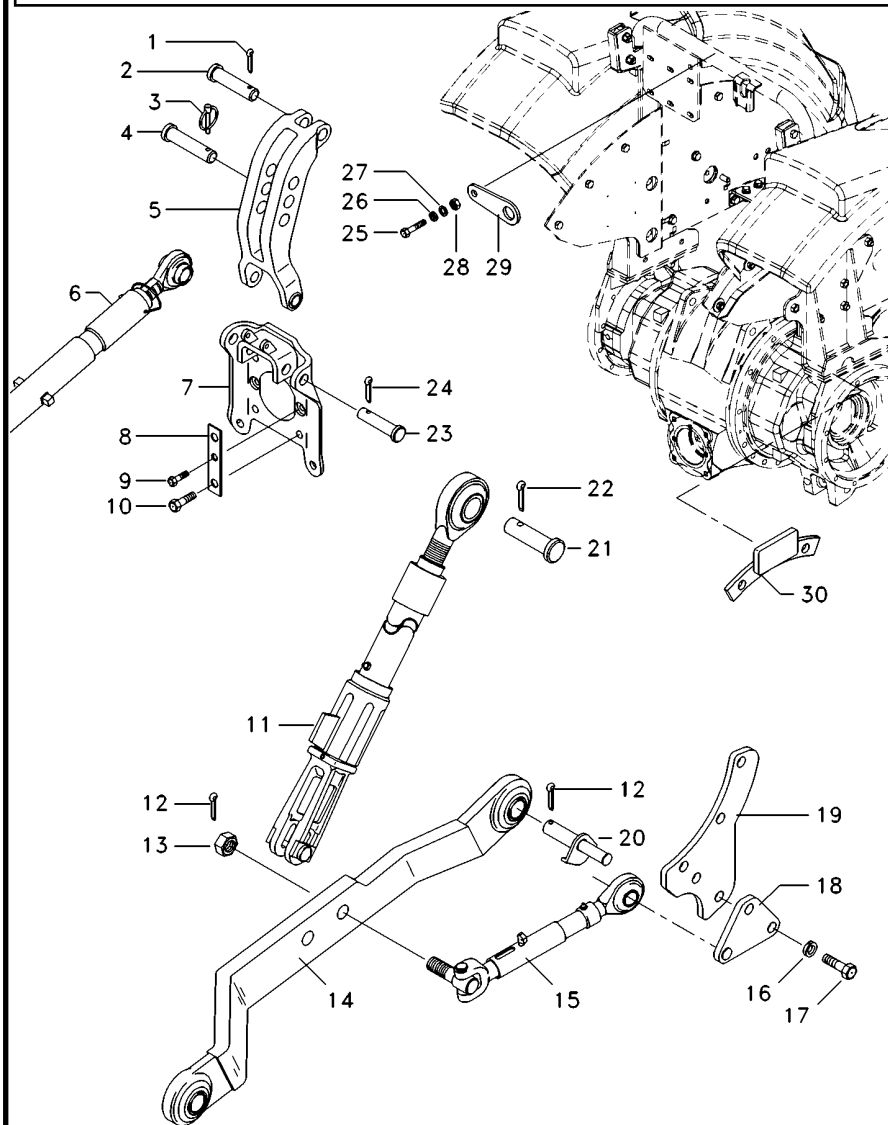
- DOWEL
- PIN
- PIN
- PIN
- BEAM
- KIT, ARM
- BRACKET
- BOLT
- BOLT
- COTTER PIN
- PIN
- KIT, ARM
- KIT, ARM
- KIT, ARM
- KIT, ARM
- KIT, ARM
- KIT, ARM
- ARM
- ARM
- KIT, ARM
- KIT, ARM
- ARM
- ARM
- KIT, ARM
- KIT, ARM
- COTTER PIN
- PIN
- PIN
- DOWEL
- WASHER

- CENTRAJE
- PASADOR
- PASADOR
- PASADOR
- VIGA
- JUEGO DE BRAZO
- SOPORTE
- PERNO
- PERNO
- PASADOR DOUBLE
- PASADOR
- JUEGO DE BRAZO
- JUEGO DE BRAZO
- JUEGO DE BRAZO
- JUEGO DE BRAZO
- JUEGO DE BRAZO
- JUEGO DE BRAZO
- BRAZO
- BRAZO
- JUEGO DE BRAZO
- JUEGO DE BRAZO
- BRAZO
- BRAZO
- JUEGO DE BRAZO
- JUEGO DE BRAZO
- PASADOR DOUBLE
- PASADOR
- PASADOR
- CENTRAJE
- ARANDELA

Braços Hidráulicos
Lift Arm And Linkage
Brazo Elevador Y Enganches

40-50

Tratores Compacto
Compact Tractors
Tractores Compacto



- 1 354068X1
- 2 893567M1
- 3 810285M92
- 4 035777P1
- 5 1863393M93
- 6 1660050M94
- 7 059367S1
- 8 3149348M1
- 9 353699X1
- 10 354277X1
- 11 6214917M91
- 12 354092X1
- 13 6224322M1
- 14 6234740M91
- 14 6234741M91
- 15 6224332M91
- 16 339369X1
- 17 339299X1
- 18 6224191M1
- 19 6224190M1
- 19 6224199M1
- 20 6222511M91
- 21 893568M1
- 22 354068X1
- 23 1481712M1
- 24 354089X1
- 25 339451X1
- 26 339376X1
- 27 339735X1
- 28 339551X1
- 29 6221041M1
- 30 047127S1

40-80 No

40-70 No

40-85 No

- 1 CONTRAPINO
- 1 PINO
- 1 PINO
- 1 PINO
- 1 VIGA
- 1 CJ. BRAÇO
- 1 SUPORTE
- 2 CHAPA
- 2 PARAFUSO
- 4 PARAFUSO
- 2 CJ. BRAÇO
- 2 CUPILHA
- 2 PORCA
- 1 CJ. BRAÇO
- 1 CJ. BRAÇO
- 2 CJ. ESTABILIZADOR
- 4 ARRUELA
- 4 PARAFUSO
- 2 BATENTE
- 1 SUPORTE
- 1 SUPORTE
- 2 PINO
- 2 PINO
- 2 CONTRAPINO
- 2 PINO
- 2 CUPILHA
- 1 PARAFUSO
- 1 ARRUELA
- 1 ARRUELA
- 1 PORCA
- 1 CHAPA
- 2 BATENTE

- DOWEL
- PIN
- PIN
- PIN
- BEAM
- KIT, ARM
- BRACKET
- PLATE
- BOLT
- BOLT
- KIT, ARM
- COTTER PIN
- NUT
- KIT, ARM
- KIT, ARM
- KIT, STABILISER
- WASHER
- BOLT
- STOP
- BRACKET
- BRACKET
- PIN
- PIN
- DOWEL
- PIN
- COTTER PIN
- BOLT
- WASHER
- WASHER
- NUT
- PLATE
- STOP

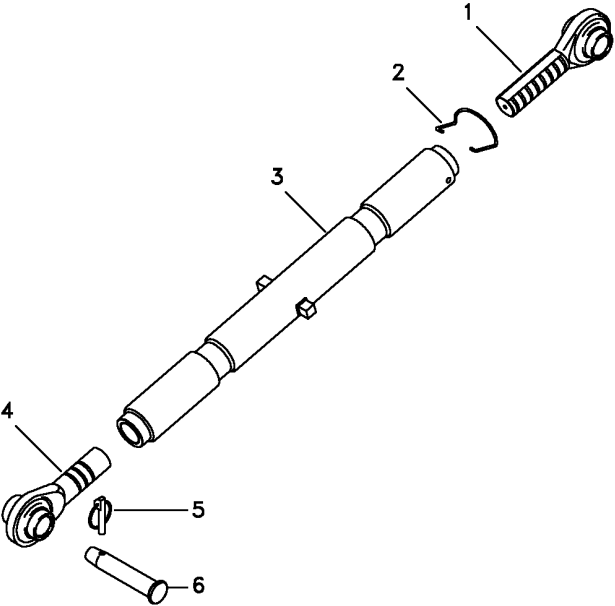
- CENTRAJE
- PASADOR
- PASADOR
- PASADOR
- VIGA
- JUEGO DE BRAZO
- SOPORTE
- CHAPA
- PERNO
- PERNO
- JUEGO DE BRAZO
- PASADOR DOUBLE
- TUERCA
- JUEGO DE BRAZO
- JUEGO DE BRAZO
- ESTABILIZAD JUEG
- ARANDELA
- PERNO
- PARO
- SOPORTE
- SOPORTE
- PASADOR
- PASADOR
- CENTRAJE
- PASADOR
- PASADOR DOUBLE
- PERNO
- ARANDELA
- ARANDELA
- TUERCA
- CHAPA
- PARO

Braço Do Terceiro Ponto
Arm Rest
Brazo De Apoyo

40-55

Estreito
Narrow
Estrecho

- | | | | |
|--------------|------------|--------|---------|
| 1 3147676M91 | 1 TERMINAL | END | EXTREMO |
| 2 183614M2 | 1 MOLA | SPRING | RESORTE |
| 3 3147678M91 | 1 TUBO | TUBE | TUBO |
| 4 3147669M91 | 1 TERMINAL | END | EXTREMO |
| 5 810285M92 | 1 PINO | PIN | PASADOR |
| 6 035777P1 | 1 PINO | PIN | PASADOR |

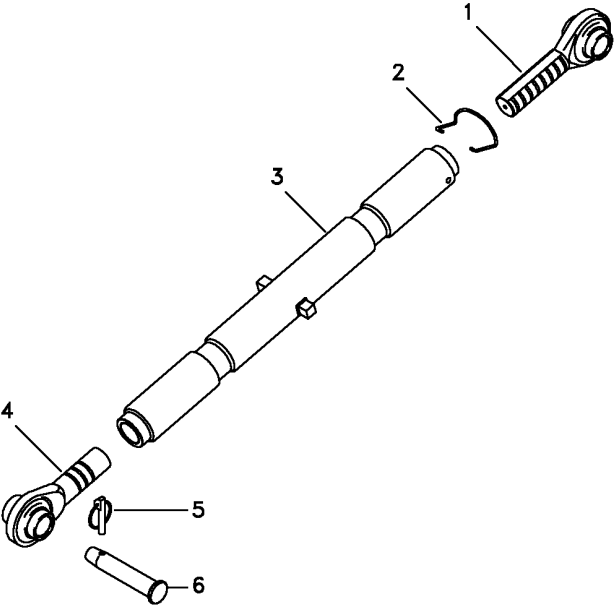


Braços
Links
Brazos

40-60

- 1 3147676M91
- 2 183614M2
- 3 3585026M91
- 4 3147669M91
- 5 810285M92
- 6 035777P1

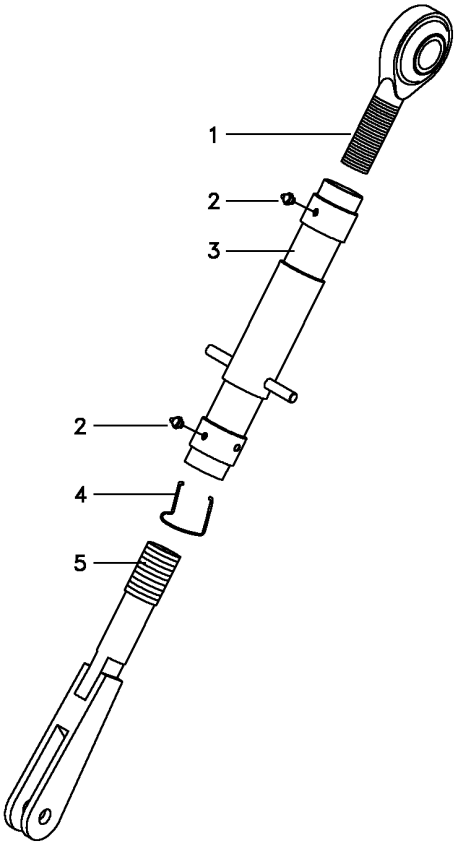
- | | | | |
|---|----------|-----------|--------------|
| 1 | TERMINAL | END | EXTREMO |
| 1 | MOLA | SPRING | RESORTE |
| 1 | CJ. TUBO | TUBE ASSY | CONJ.DE TUBO |
| 1 | TERMINAL | END | EXTREMO |
| 1 | PINO | PIN | PASADOR |
| 1 | PINO | PIN | PASADOR |



Braço Nivelador
Levelling Arm
Brazo Nivelación

40-65

Estreito
Narrow
Estrecho



- 1 037637P1
- 1 037638P1
- 2 13811X
- 3 039882S1
- 4 183614M2
- 5 039883S1

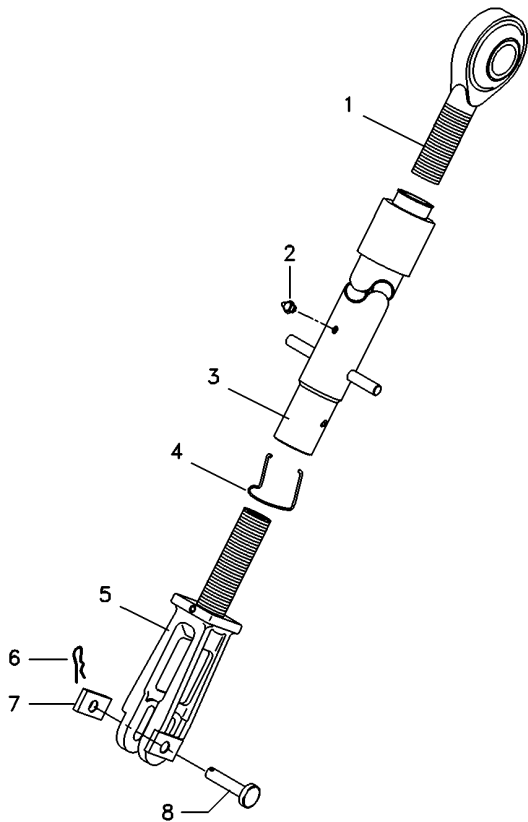
- 1 TERMINAL
- 1 ESFERA
- 2 GRAXEIRA
- 1 TUBO
- 1 MOLA
- 1 GARFO

- END
- BALL
- GREASER
- PIPE
- SPRING
- FORK

- EXTREMO
- BOLA
- ENGRASADOR
- CANO
- RESORTE
- HORQUILLA

Braço Nivelador
Levelling Arm
Brazo Nivelación

40-70



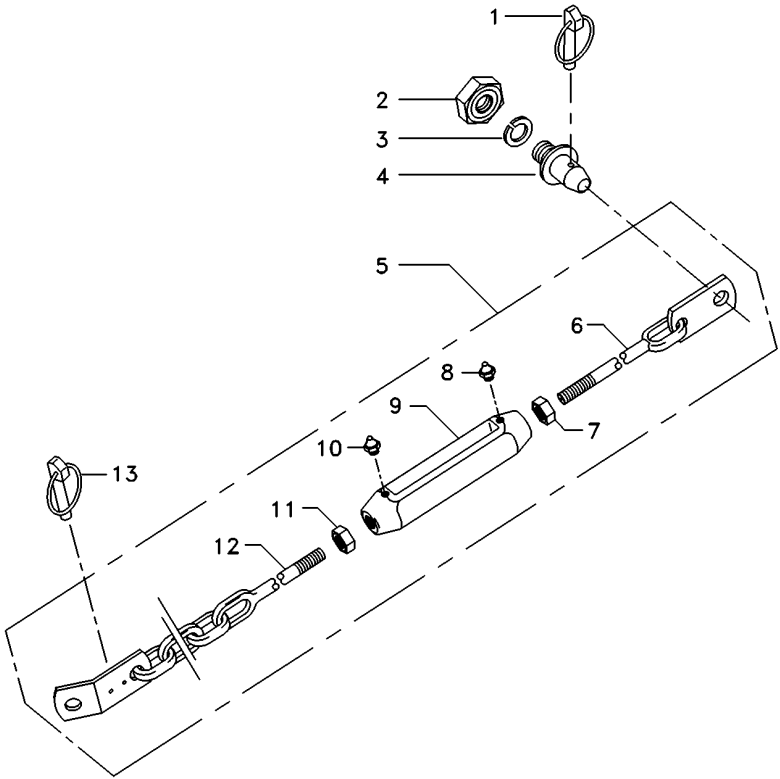
- 1 055511R1
- 2 055513R1
- 3 071947R1
- 4 036609P1
- 5 071041R1
- 6 056632R1
- 7 060666R1
- 8 060661R1

- 1 TERMINAL
- 1 GRAXEIRA
- 1 CJ. TUBO
- 1 MOLA
- 1 GARFO
- 1 GRAMPO
- 1 GUIA
- 1 PINO

- END
- GREASER
- KIT, PIPE
- SPRING
- FORK
- CRAMP
- GUIDE
- PIN

- EXTREMO
- ENGRASADOR
- JUEGO CANO
- RESORTE
- HORQUILLA
- PASADOR
- GUIA
- PASADOR

Estabilizador Stabiliser Estabilizador	Standard Standard Standard	40-75	
--	----------------------------------	-------	--



- 1 810285M92
- 2 353435X1
- 3 353440X1
- 4 186802M1
- 5 3411955M91
- 6 3411889M91
- 7 490283M1
- 8 13811X
- 9 489348M3
- 10 13811X
- 11 375112X1
- 12 489984M92
- 13 810285M92

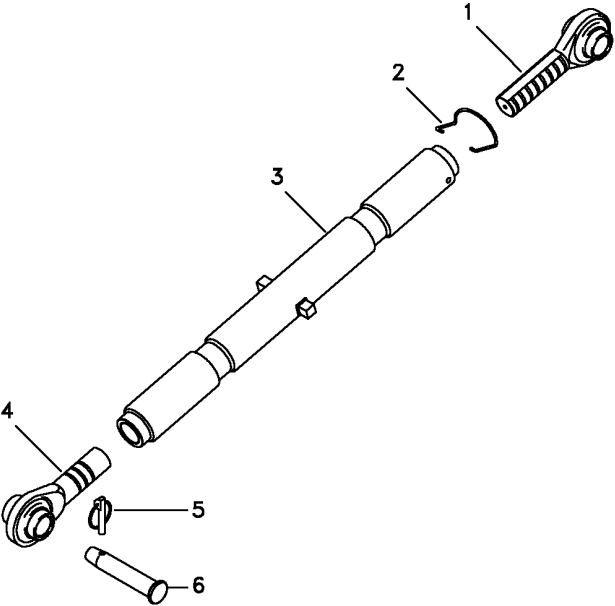
- | | | |
|--------------------|-----------------|------------------|
| 2 PINO | PIN | PASADOR |
| 2 PORCA | NUT | TUERCA |
| 2 ARRUELA | WASHER | ARANDELA |
| 2 PINO | PIN | PASADOR |
| 2 CJ.ESTABILIZADOR | KIT, STABILISER | ESTABILIZAD JUEG |
| 1 TERMINAL | END | EXTREMO |
| 1 PORCA | NUT | TUERCA |
| 1 GRAXEIRA | GREASER | ENGRASADOR |
| 1 ESTICADOR | TURNBUCKLE | TORNIQUETE |
| 1 GRAXEIRA | GREASER | ENGRASADOR |
| 1 PORCA | NUT | TUERCA |
| 1 TERMINAL | END | EXTREMO |
| 2 PINO | PIN | PASADOR |

Braço Do Terceiro Ponto
Arm Rest
Brazo De Apoyo

40-80

--	--	--

1	1660055M92	1	TERMINAL	END	EXTREMO
2	036609P1	1	MOLA	SPRING	RESORTE
3	1660051M93	1	TUBO	PIPE	CANO
4	1660053M92	1	TERMINAL	END	EXTREMO
5	810285M92	1	PINO	PIN	PASADOR
6	035777P1	1	PINO	PIN	PASADOR



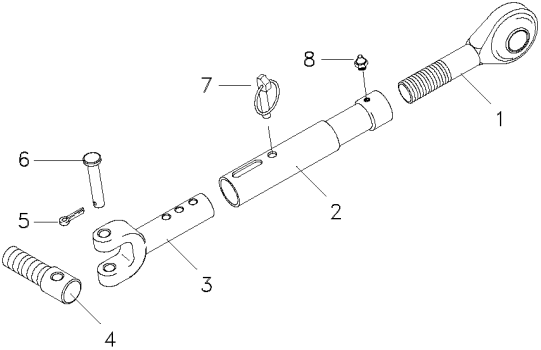
Estabilizador Telescópico
Telescopic Stabiliser
Estabilizador Telescópico

40-85

--	--	--

- 1 6224312M91
- 2 045299P1
- 3 6224301M1
- 4 6224302M1
- 5 354092X1
- 6 6224303M1
- 7 037676R1
- 8 13811X

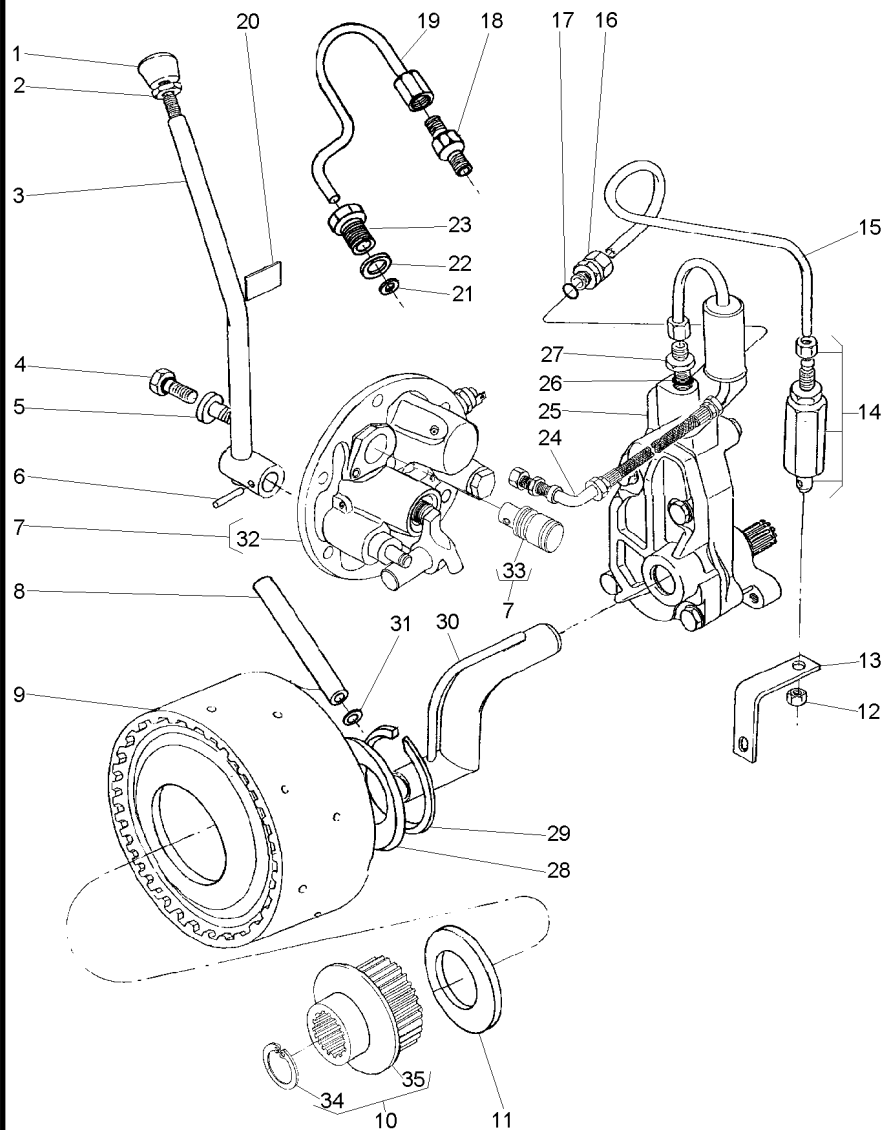
- | | | |
|--------------|------------|----------------|
| 1 C.J. BRAÇO | KIT, ARM | JUEGO DE BRAZO |
| 1 TUBO | PIPE | CANO |
| 1 TERMINAL | BALL JOINT | UNION ROTULA |
| 1 PINO | PIN | PASADOR |
| 1 CUPILHA | COTTER PIN | PASADOR DOUBLE |
| 1 PINO | PIN | PASADOR |
| 1 PINO | PIN | PASADOR |
| 1 GRAXEIRA | GREASER | ENGRASADOR |



Tomada De Força Independente
Independent Power Take Off
Toma De Fuerza Independente

50-10

540 Rpm
540 Rpm
540 Rpm



- 1 035972P1
- 2 353430X1
- 3 6202508M91
- 4 358720X91
- 5 3697609M91
- 6 6202510M1
- 7 038577N1
- 8 3610929M1
- 9 4200050M91
- 10 042256N1
- 11 6222485M1
- 12 355830X1
- 13 026955P1
- 14 3401801M91
- 15 3589457M1
- 16 3411947M91
- 17 831452M1
- 18 037659T1
- 19 037566P1
- 20 3149896M1
- 21 3007188X1
- 22 1440702X1
- 23 037567P1
- 24 037559N1
- 25 886821M94
- 26 831452M1
- 27 035828T1
- 28 6222485M1
- 29 352699X1
- 30 1872170M91
- 31 195561M1
- 32 3611290M94
- 33 037537P1
- 34 391076X1
- 35 051384S1

3/8x24

50-35 No

9/16x18

50-55 No

50-115 No

7 50-40 No

7

10

10

- 1 MANÍPULO
- 1 PORCA
- 1 ALAVANCA
- 1 TAMPÃO
- 1 TAMPÃO
- 1 PINO
- 1 TAMPA
- 1 TUBO
- 1 CJ. EMBREAGEM
- 1 CJ. CUBO
- 1 ARRUELA AJUSTE
- 1 PORCA
- 1 SUPORTE
- 1 VÁLVULA
- 1 TUBO
- 2 CONEXÃO
- 2 ANEL "O"
- 1 CONEXÃO
- 1 TUBO
- 1 DECAL
- 1 ARRUELA
- 1 ARRUELA
- 1 CONEXÃO
- 1 CJ. TUBO
- 1 CJ. BOMBA
- 1 ANEL "O"
- 1 CONEXÃO
- 1 ARRUELA AJUSTE
- 1 ANEL TRAVA
- 1 CJ. TUBO
- 2 ANEL "O"
- 1 CJ. TAMPA
- 1 EIXO
- 1 ANEL
- 1 CUBO

- KNOB
- NUT
- LEVER
- PAD
- PAD
- PIN
- COVER
- PIPE
- KIT, CLUTCH
- KIT, HUB
- ADJUST WASHER
- NUT
- BRACKET
- VALVE
- PIPE
- CONNECTION
- O RING
- CONNECTION
- PIPE
- DECAL
- WASHER
- WASHER
- CONNECTION
- TUBE ASSY
- KIT, PUMP
- O RING
- CONNECTION
- ADJUST WASHER
- CIRCLIP
- TUBE ASSY
- O RING
- KIT, COVER
- SHAFT
- RING
- HUB

- POMO
- TUERCA
- PALANCA
- ALMOHADILLA
- ALMOHADILLA
- PASADOR
- CUBIERTA
- CANO
- EMBRAGUE JUEGO
- JUEGO DE CUBO
- ARRUELA AJUSTE
- TUERCA
- SOPORTE
- VALVULA
- CANO
- CONEXION
- JUNTA TORICA
- CONEXION
- CANO
- CALCOMANIA
- ARANDELA
- ARANDELA
- CONEXION
- CONJ.DE TUBO
- BOMBA JUEGO
- JUNTA TORICA
- CONEXION
- ARRUELA AJUSTE
- CIRCULITO
- CONJ.DE TUBO
- JUNTA TORICA
- JUEGO DE TAPA
- ARBOL
- ARO
- CUBO

Tomada De Força Independente
Independent Power Take Off
Toma De Fuerza Independente

50-15

540 Rpm
540 Rpm
540 Rpm

- 1 1868970M91
- 1 4200134M91
- 2 377690X1
- 3 516259M2
- 4 353213X1
- 5 515961M1
- 6 357852X1
- 7 366045X1

50-30 No

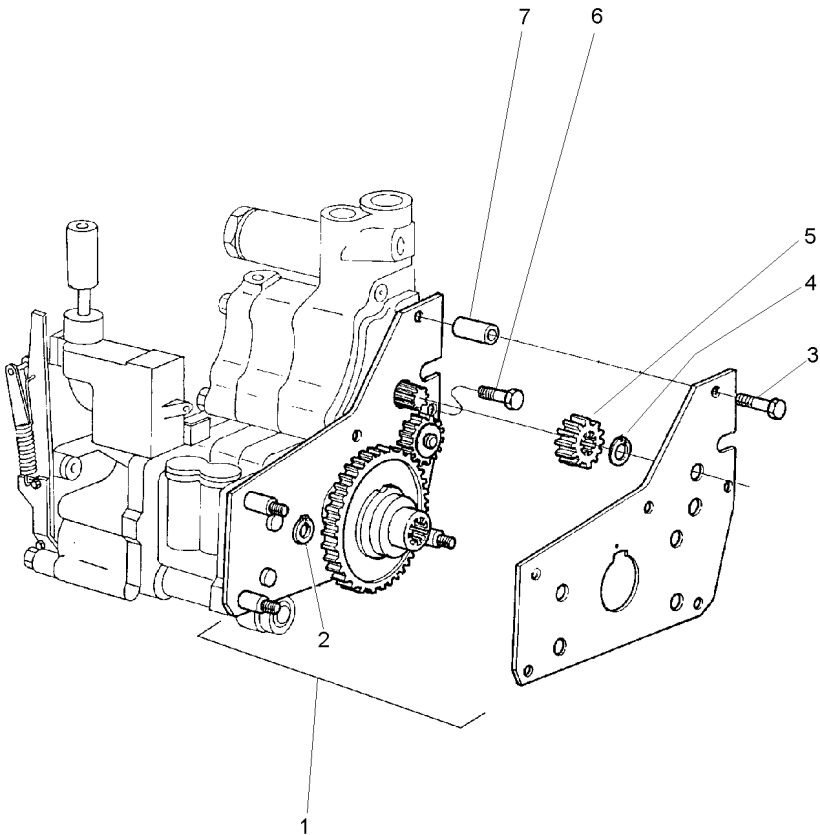
390202X1
3/8x16x1.3/4

5/16x18x3/4

- 1 C.J. ENGRENAGEM
- 1 C.J. ENGRENAGEM
- 2 ANEL TRAVA
- 2 PARAFUSO
- 1 ANEL TRAVA
- 1 ENGRENAGEM
- 1 PARAFUSO
- 2 ESPAÇADOR

KIT, GEAR
KIT, GEAR
CIRCLIP
BOLT
CIRCLIP
GEAR
BOLT
SPACER

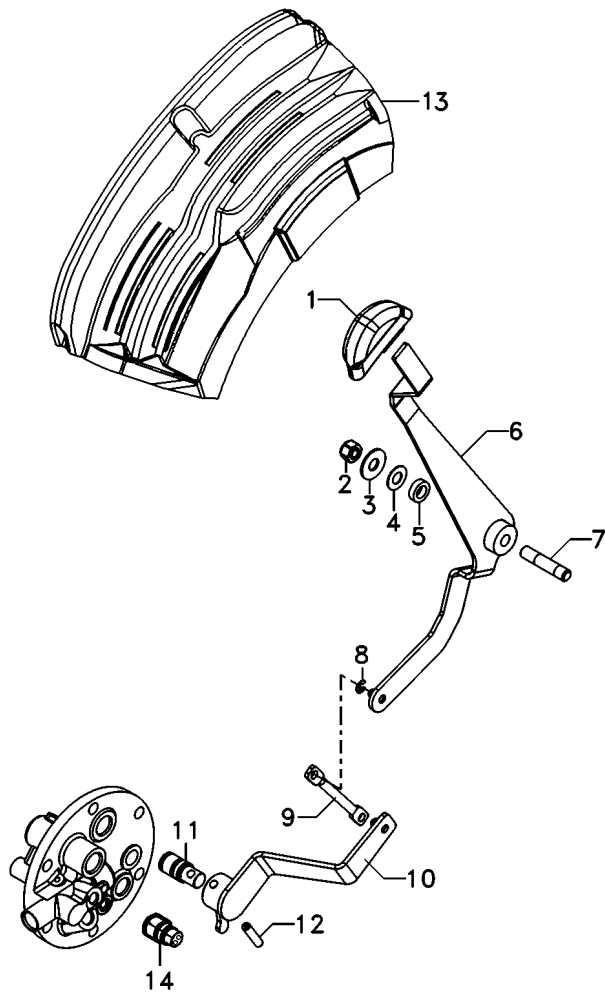
ENGRANAJES JUEGO
ENGRANAJES JUEGO
CIRCULITO
PERNO
CIRCULITO
ENGRANAJE
PERNO
PIEZA DISTANCIA



Conjunto Alavanca De Acionamento Da Tdpi
Drive Lever Of The Ipto
Palanca Acionamiento De La Tdfi

50-20

Tratores Estreito / Compacto
Narrow Tractors / Compact
Tractores Estrecho / Compacto



- 1 6219376M1
- 2 1440330X1
- 3 1869272M1
- 4 3386166M1
- 5 355620X1
- 6 6220832M91
- 7 6216538M1
- 8 354345X1
- 9 6217853M1
- 10 6221614M91
- 11 6213219M1
- 12 357660X1
- 13 6216424M1
- 14 6223127M1

- 1 MANÍPULO
- 1 PORCA
- 2 ESPAÇADOR
- 3 ARRUELA
- 1 ARRUELA
- 1 ALAVANCA
- 1 PINO
- 2 ANEL TRAVA
- 1 TIRANTE
- 1 CJ. ALAVANCA
- 1 EIXO
- 1 PINO
- 1 CONSOLE
- 1 CONECTOR

- KNOB
- NUT
- SPACER
- WASHER
- WASHER
- LEVER
- PIN
- CIRCLIP
- ROD
- KIT, LEVER
- SHAFT
- PIN
- CONSOLE
- CONNECTOR

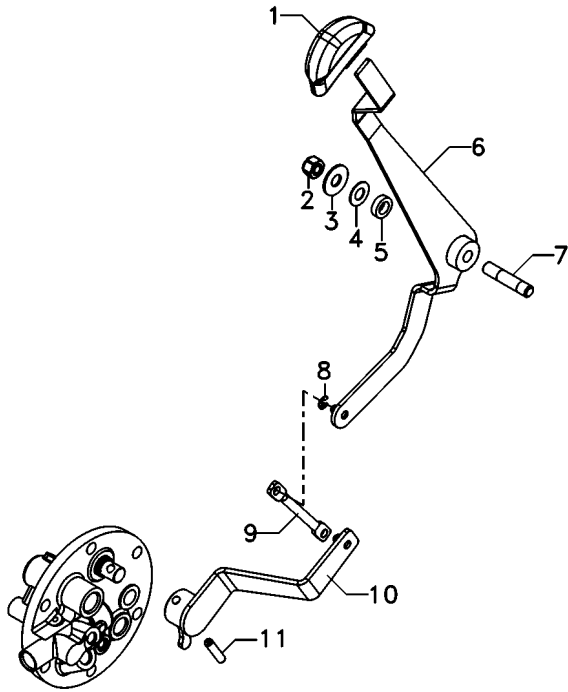
- POMO
- TUERCA
- PIEZA DISTANCIA
- ARANDELA
- ARANDELA
- PALANCA
- PASADOR
- CIRCULITO
- VARILLA
- JUEGO, PALANCA
- ARBOL
- PASADOR
- CONSOLA
- CONECTOR

REV.03

Conjunto Alavanca De Acionamento Da Tdpi
Drive Lever Of The Ipto
Palanca Acionamiento De La Tdfi

50-25

Tratores Compacto
Compact Tractors
Tractores Compacto

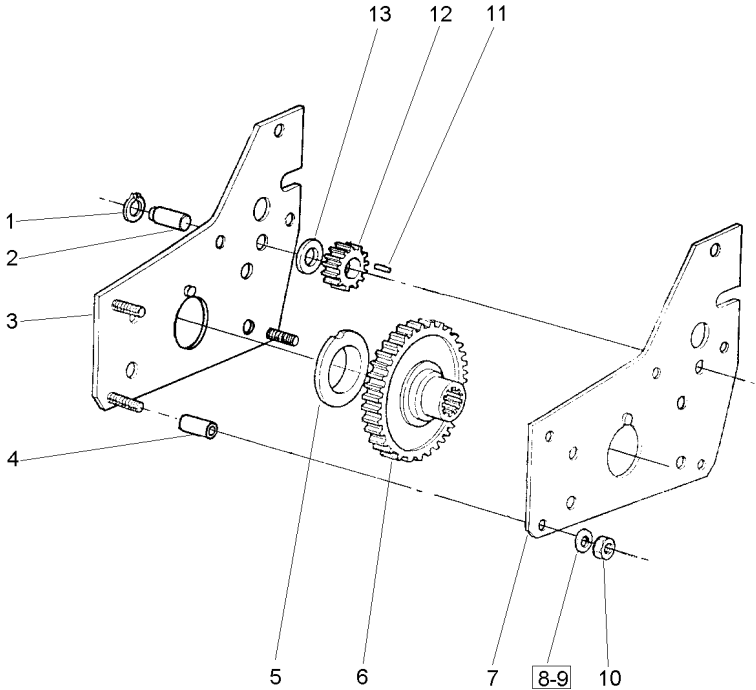


- 1 6219376M1
- 2 1440330X1
- 3 355620X1
- 4 3386166M1
- 5 1869272M1
- 6 6220832M91
- 7 6216538M1
- 8 354345X1
- 9 6217853M1
- 10 6217128M91
- 11 357660X1

- | | | |
|--------------|---------|-----------------|
| 1 MANÍPULO | KNOB | POMO |
| 1 PORCA | NUT | TUERCA |
| 1 ARRUELA | WASHER | ARANDELA |
| 3 ARRUELA | WASHER | ARANDELA |
| 2 ESPAÇADOR | SPACER | PIEZA DISTANCIA |
| 1 ALAVANCA | LEVER | PALANCA |
| 1 PINO | PIN | PASADOR |
| 2 ANEL TRAVA | CIRCLIP | CIRCULITO |
| 1 TIRANTE | ROD | VARILLA |
| 1 ALAVANCA | LEVER | PALANCA |
| 1 PINO | PIN | PASADOR |

Trem De Engrenagens
Gear Train
Trem De Engrenajes

50-30



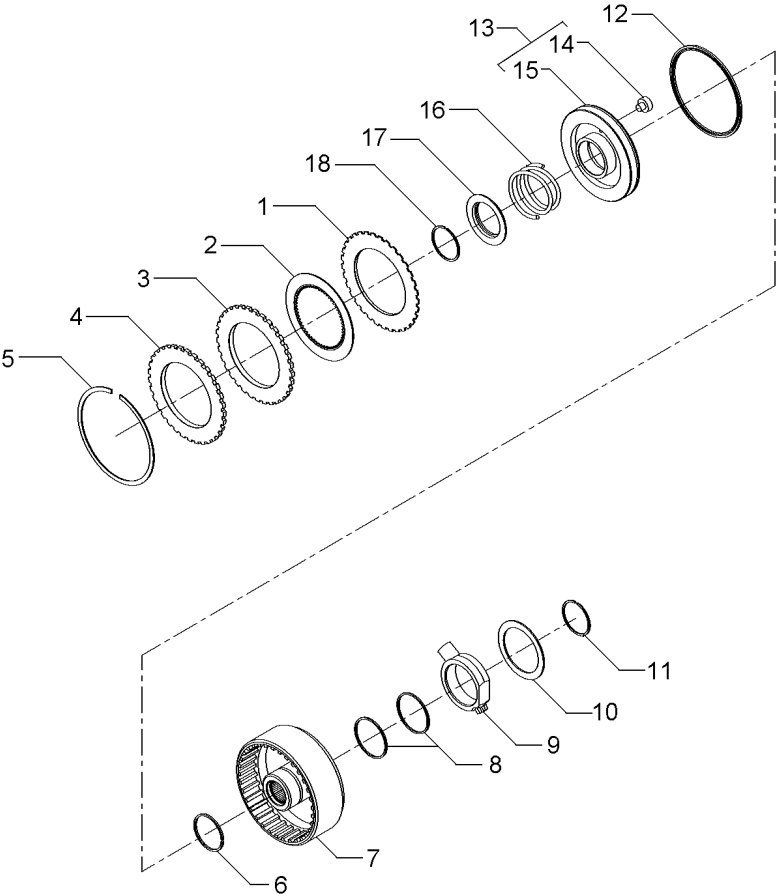
- 1 22042X
- 2 515963M3
- 3 1661240M91
- 4 366045X1
- 5 1661237M1
- 6 1868540M1
- 7 1661235M1
- 8 353434X1
- 9 353756X1
- 10 355566X1
- 11 834167M1
- 12 515962M1
- 13 515966M1

3/8x16

- | | | |
|--------------|--------|-----------------|
| 1 ANEL | RING | ARO |
| 1 EIXO | SHAFT | ARBOL |
| 1 PLACA | PLATE | PLATO |
| 3 ESPAÇADOR | SPACER | PIEZA DISTANCIA |
| 2 BUCHA | BUSH | CASQUILLO |
| 1 ENGRENAGEM | GEAR | ENGRANAJE |
| 1 PLACA | PLATE | PLATO |
| 2 ARRUELA | WASHER | ARANDELA |
| 1 ARRUELA | WASHER | ARANDELA |
| 3 PORCA | NUT | TUERCA |
| 22 ROLETE | ROLLER | RODILLO |
| 1 ENGRENAGEM | GEAR | ENGRANAJE |
| 2 ARRUELA | WASHER | ARANDELA |

Embreagem Da Tomada De Força Independente
Independent Power Take-Off Clutch
Embrague De La Toma De Fuerza Independente

50-35



- 1 1870860M1
- 2 1688532M1
- 3 1870011M1
- 4 3699355M1
- 5 364689X1
- 6 186198M1
- 7 3701442M1
- 8 3612141M1
- 9 3610279M2
- 10 3699433M1
- 11 391129X1
- 12 1870859M1
- 13 3599601M93
- 14 3699353M1
- 15 3699313M1
- 16 3599507M2
- 17 1691307M2
- 18 1442512X1

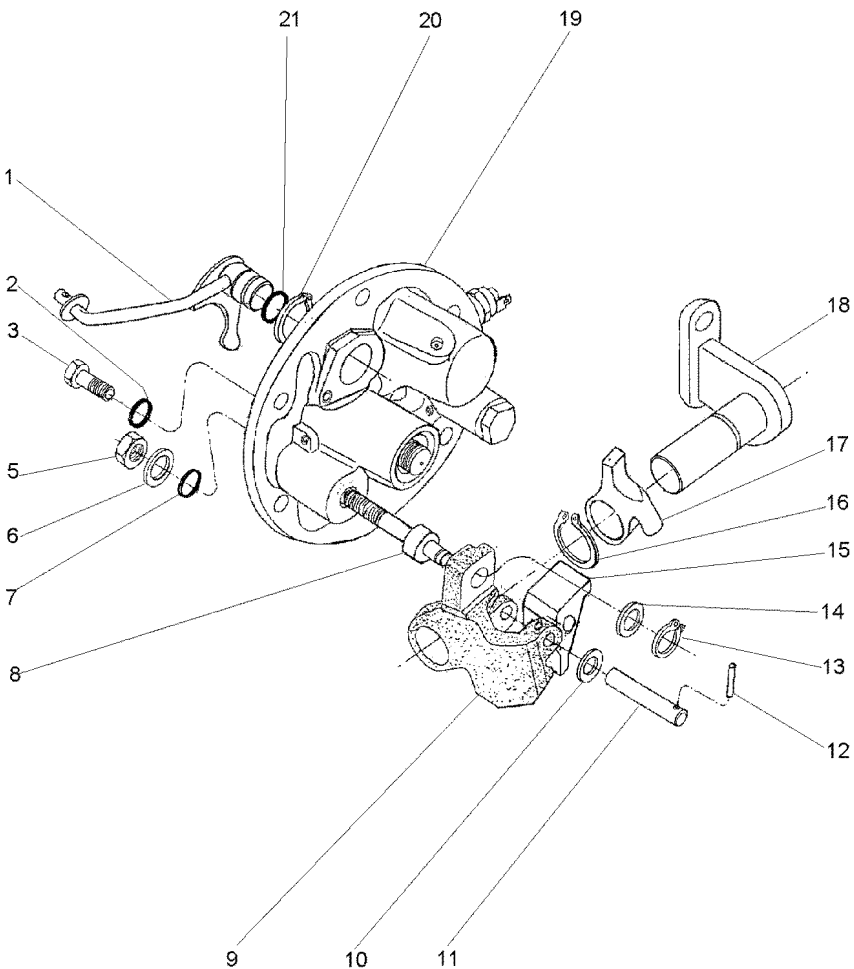
3699909M1

13
13

- | | | |
|--------------|-------------|-----------------|
| 7 DISCO | DISC | DISCO |
| 7 DISCO | DISC | DISCO |
| 1 CALÇO | SHIM | CALCE |
| 1 PLACA | PLATE | PLATO |
| 1 ANEL | RING | ARO |
| 1 ANEL | RING | ARO |
| 1 CARÇAÇA | HOUSING | ALOJAMIENTO |
| 2 ANEL | RING | ARO |
| 1 FLANGE | FLANGE | PLETINA |
| 1 ARRUELA | WASHER | ARANDELA |
| 1 ANEL TRAVA | CIRCLIP | CIRCULITO |
| 1 RETENTOR | SEAL | RETEN |
| 1 CJ. PISTÃO | KIT, PISTON | JUEGO DE PISTON |
| 1 BUJÃO | PLUG | TAPON |
| 1 PISTÃO | PISTON | PISTON |
| 1 MOLA | SPRING | RESORTE |
| 1 ANEL | RING | ARO |
| 1 ANEL | RING | ARO |

Tampa E Controles
Cover And Controls
Tapa Y Mandos

50-40



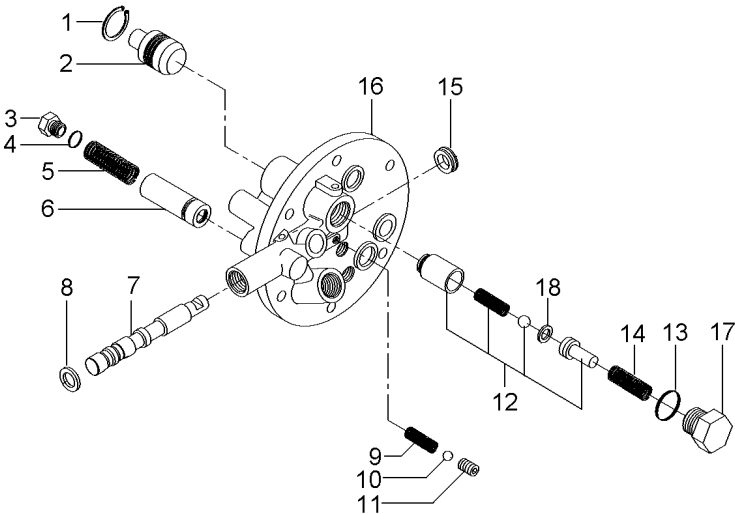
- 1 3760390M91
- 2 369132X1
- 3 3009194X1
- 5 339402X1
- 6 390734X1
- 7 195562M1
- 8 3697950M2
- 9 3614292M1
- 10 3697982M1
- 11 3614294M1
- 12 3009322X1
- 13 339710X1
- 14 3699552M1
- 15 3614290M1
- 16 1440523X1
- 17 3614289M1
- 18 3697956M91
- 19 061929N1
- 20 1440475X1
- 21 851258M1

50-45 No

- | | | |
|--------------|---------|--------------|
| 1 ALAVANCA | LEVER | PALANCA |
| 2 ANEL "O" | O RING | JUNTA TORICA |
| 2 PARAFUSO | BOLT | PERNO |
| 1 PORCA | NUT | TUERCA |
| 1 ARRUELA | WASHER | ARANDELA |
| 1 ANEL "O" | O RING | JUNTA TORICA |
| 1 EIXO | SHAFT | ARBOL |
| 1 PIVÔ | PIVOT | PIVOTE |
| 1 ARRUELA | WASHER | ARANDELA |
| 1 PINO | PIN | PASADOR |
| 1 PINO | PIN | PASADOR |
| 1 ANEL | RING | ARO |
| 1 ARRUELA | WASHER | ARANDELA |
| 1 ALAVANCA | LEVER | PALANCA |
| 1 ANEL TRAVA | CIRCLIP | CIRCULITO |
| 1 ALAVANCA | LEVER | PALANCA |
| 1 SUPORTE | BRACKET | SOPORTE |
| 1 TAMPA | COVER | CUBIERTA |
| 2 ANEL TRAVA | CIRCLIP | CIRCULITO |
| 1 ANEL "O" | O RING | JUNTA TORICA |

Tampa E Controles
Cover And Controls
Tapa Y Mandos

50-45



- 1 339361X1
- 2 3697275M1
- 3 3762215M1
- 4 3019398X1
- 5 3610923M1
- 6 3762216M92
- 7 3760735M1
- 8 3019839X1
- 9 3610554M1
- 10 3003593X1
- 11 3760739M1
- 12 3610600M91
- 13 3019394X1
- 14 3610555M1
- 15 3760738M1
- 16
- 17 3610598M1
- 18 3610926M1

061929N1

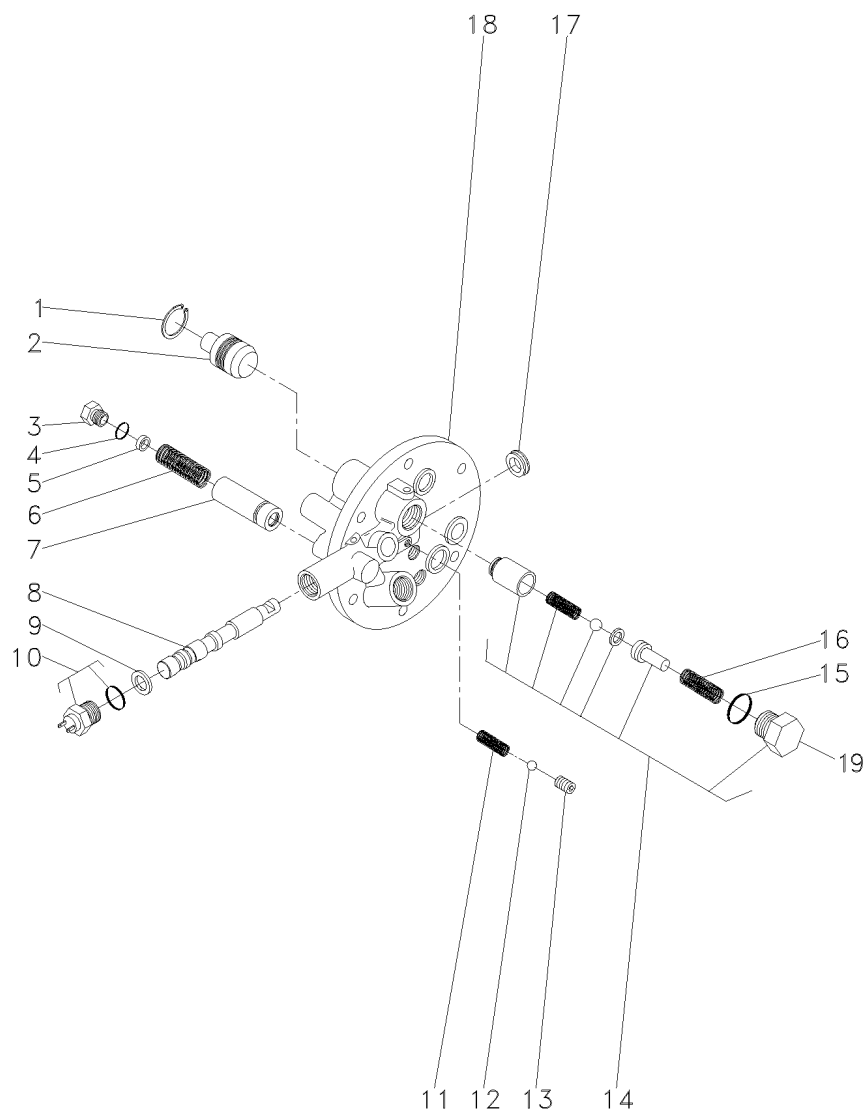
- 1 ANEL
- 1 PISTÃO
- 1 TAMPÃO
- 1 ANEL "O"
- 1 MOLA
- 1 VÁLVULA
- 1 BOBINA
- 1 ANEL
- 1 MOLA
- 1 ESFERA
- 1 PRISIONEIRO
- 1 VÁLVULA
- 1 ANEL "O"
- 1 MOLA
- 1 RETENTOR
- 1 TAMPÁ
- 1 TAMPÃO
- 1 CALÇO

- RING
- PISTON
- PAD
- O RING
- SPRING
- VALVE
- COIL
- RING
- SPRING
- BALL
- STUD
- VALVE
- O RING
- SPRING
- SEAL
- COVER
- PAD
- SHIM

- ARO
- PISTON
- ALMOHADILLA
- JUNTA TORICA
- RESORTE
- VALVULA
- BOBINA
- ARO
- RESORTE
- BOLA
- ESPARRAGO
- VALVULA
- JUNTA TORICA
- RESORTE
- RETEN
- CUBIERTA
- ALMOHADILLA
- CALCE

Tampa Lateral Cover Tapa

50-50



- 1 339361X1
- 2 3697275M1
- 3 3610598M1
- 4 3019394X1
- 5 3610926M1
- 6 3610555M1
- 7 3610600M91
- 8
- 9 3019839X1
- 10 6216774M1
- 11 3610554M1
- 12 3003593X1
- 13 3760739M1
- 14 3762311M92
- 15 3019398X1
- 16 3610923M1
- 17 3760738M1
- 18
- 19 3610598M1

 3760527M93

14
14 3760527M93

- 1 ANEL
1 PISTÃO
1 TAMPÃO
1 ANEL "O"
X CALÇO
1 MOLA
1 VÁLVULA
1 EIXO
1 ANEL
1 INTERRUPTOR
1 MOLA
1 ESFERA
1 PRISIONEIRO
1 JG. REPARO
1 ANEL "O"
1 MOLA
1 RETENTOR
1 TAMPA
1 TAMPÃO

- RING
PISTON
PAD
O RING
SHIM
SPRING
VALVE
SHAFT
RING
SWITCH
SPRING
BALL
STUD
KIT, REPAIR
O RING
SPRING
SEAL
COVER
PAD

- ARO
PISTON
ALMOHADILLA
JUNTA TORICA
CALCE
RESORTE
VALVULA
ARBOL
ARO
INTERRUPTOR
RESORTE
BOLA
ESPARRAGO
JUEGO REPARACION
JUNTA TORICA
RESORTE
RETEN
CUBIERTA
ALMOHADILLA

Tubo E Filtro
Pipe And Filter
Tubo Y Filtro

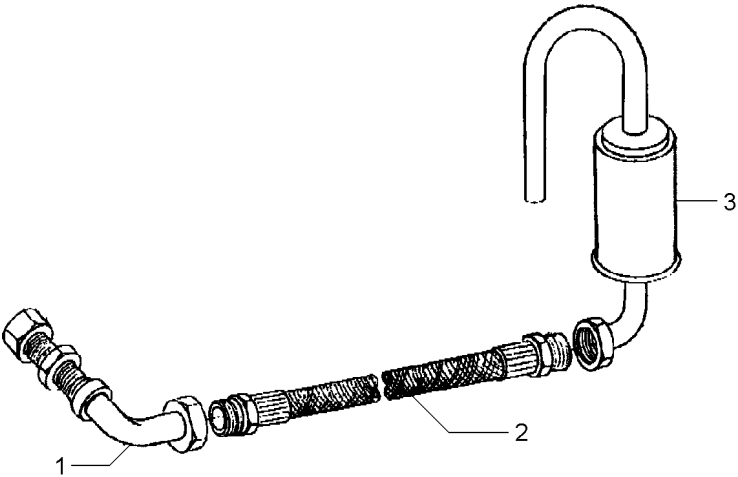
50-55

- 1 049037T1
- 2 049038T1
- 3 048709S1

- 1 CJ. TUBO
- 1 MANGUEIRA
- 1 FILTRO

- KIT, PIPE
- HOSE
- FILTER

- JUEGO CANO
- FLEXIBLE
- FILTRO

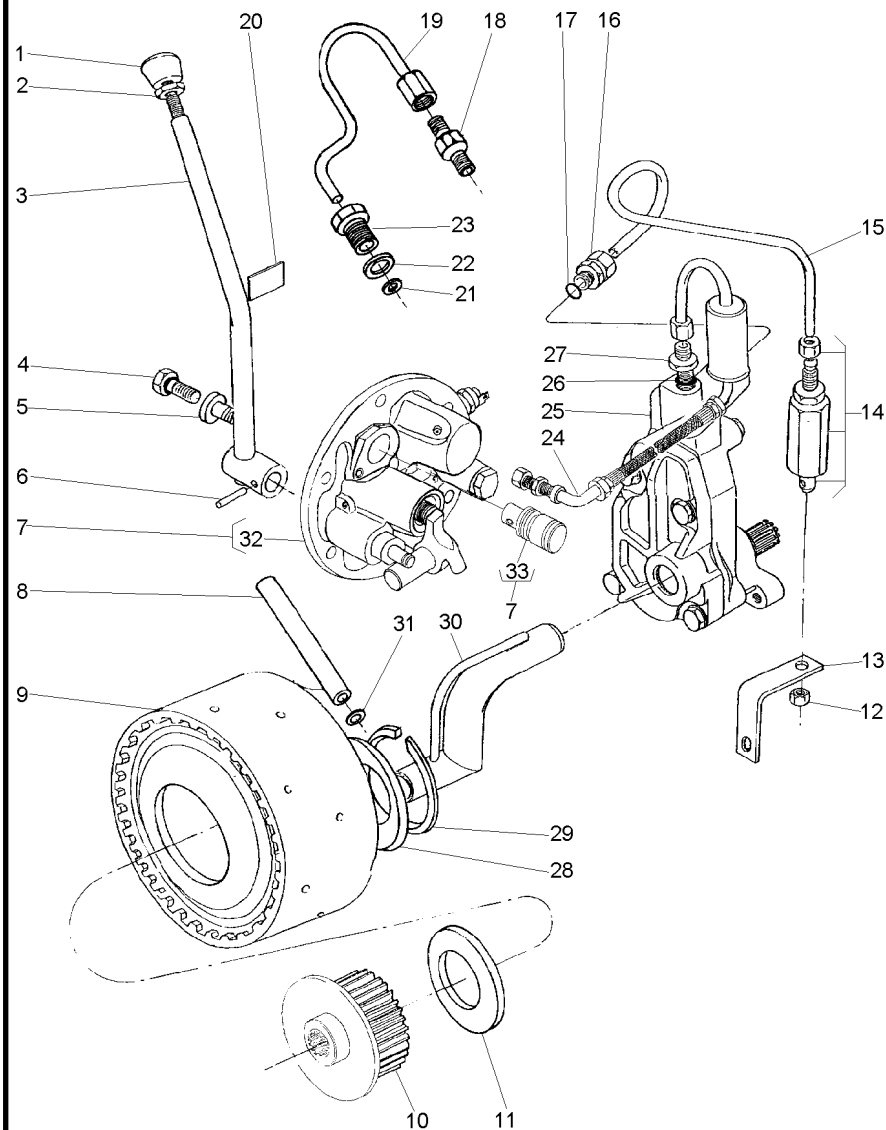


lpto (Tdpi)
lpto
lpto

Super Estreito
Super Narrow
Super Estrecho

50-60

540 Rpm
540 Rpm
540 Rpm



1 3585348M1
2 353430X1
3 058275S1
4 358720X91
5 3697609M91
6 357660X1
7 038577N1
8 3610929M1
9 4200050M91
10 042256N1
11 6222485M1
12 355830X1
13 026955P1
14 3401801M91
15 3589457M1
16 3411947M91
17 831452M1
18 037659T1
19 037566P1
20 3149896M1
21 3007188X1
22 1440702X1
23 037567P1
24 037559N1
25 886821M94
26 831452M1
27 035828T1
28 037656P1
29 352699X1
30 1872170M91
31 195561M1
32 3611290M94
33 037537P1

3/8x24

50-35 No

9/16x18

50-55 No

50-115 No

7 50-40 No

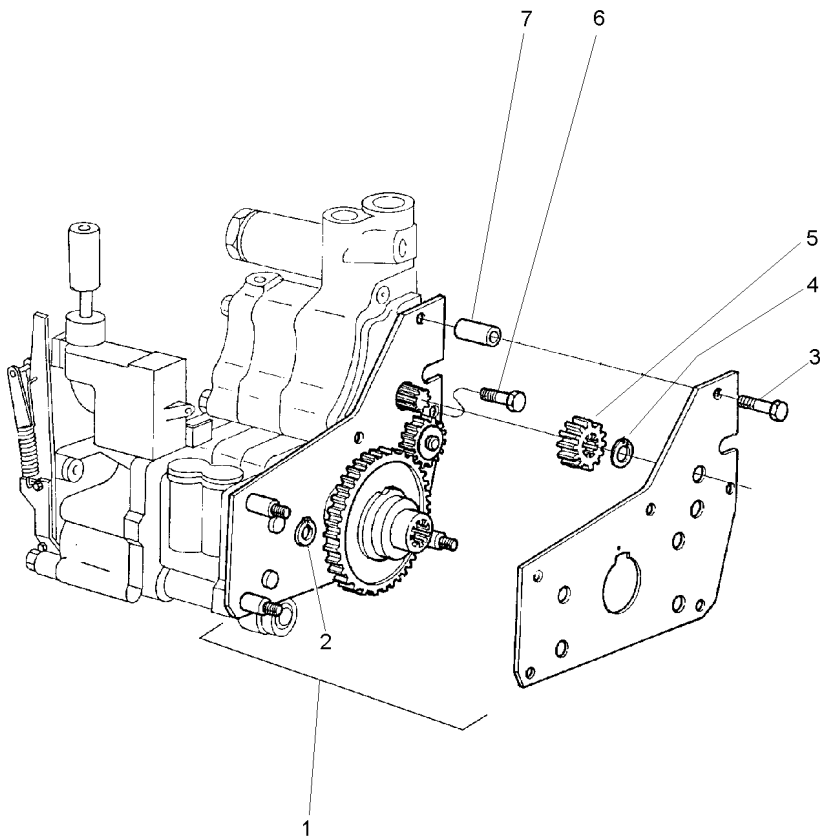
7

1 MANÍPULO
1 PORCA
1 ALAVANCA
1 TAMPÃO
1 TAMPÃO
1 PINO
1 TAMPA
1 TUBO
1 CJ. EMBREAGEM
1 CJ. CUBO
1 ARRUELA AJUSTE
1 PORCA
1 SUPORTE
1 VÁLVULA
1 TUBO
2 CONEXÃO
2 ANEL "O"
1 CONEXÃO
1 TUBO
1 DECAL
1 ARRUELA
1 ARRUELA
1 CONEXÃO
1 CJ. TUBO
1 CJ. BOMBA
1 ANEL "O"
1 CONEXÃO
1 ARRUELA
1 ANEL TRAVA
1 CJ. TUBO
1 ANEL "O"
1 CJ. TAMPA
1 EIXO

KNOB
NUT
LEVER
PAD
PAD
PIN
COVER
PIPE
KIT, CLUTCH
KIT, HUB
ADJUST WASHER
NUT
BRACKET
VALVE
PIPE
CONNECTION
O RING
CONNECTION
PIPE
DECAL
WASHER
WASHER
CONNECTION
TUBE ASSY
KIT, PUMP
O RING
CONNECTION
WASHER
CIRCLIP
TUBE ASSY
O RING
KIT, COVER
SHAFT

POMO
TUERCA
PALANCA
ALMOHADILLA
ALMOHADILLA
PASADOR
CUBIERTA
CANO
EMBRAGUE JUEGO
JUEGO DE CUBO
ARRUELA AJUSTE
TUERCA
SOPORTE
VALVULA
CANO
CONEXION
JUNTA TORICA
CONEXION
CANO
CALCOMANIA
ARANDELA
ARANDELA
CONEXION
CONJ.DE TUBO
BOMBA JUEGO
JUNTA TORICA
CONEXION
ARANDELA
CIRCULITO
CONJ.DE TUBO
JUNTA TORICA
JUEGO DE TAPA
ARBOL

lpto (Tdpi) lpto lpto	Super Estreito Super Narrow Super Estrecho	50-65	540 Rpm 540 Rpm 540 Rpm
--	---	--------------	--



1 4200134M91		1 C.J. ENGRENAGEM	KIT, GEAR	ENGRANAJES JUEGO
2 377690X1	390202X1	2 ANEL TRAVA	CIRCLIP	CIRCULITO
3 516259M2	3/8x16x1.3/4	2 PARAFUSO	BOLT	PERNO
4 353213X1		1 ANEL TRAVA	CIRCLIP	CIRCULITO
5 515961M1	5/16x18x3/4	1 ENGRENAGEM	GEAR	ENGRANAJE
6 357852X1		1 PARAFUSO	BOLT	PERNO
7 366045X1		2 ESPAÇADOR	SPACER	PIEZA DISTANCIA

Eixo
Shaft
Eje

50-70

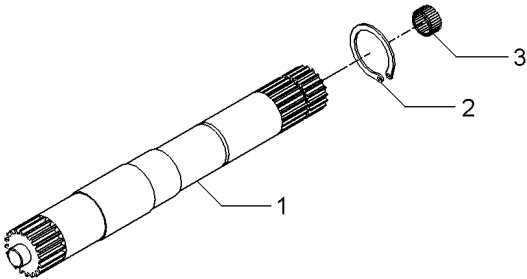
- 1 028363P2
- 1 046396P1
- 2 352699X1
- 3 1000251M1

540 RPM
540/1000 RPM

- 1 EIXO
- 1 EIXO
- 1 ANEL TRAVA
- 1 ROLAMENTO

SHAFT
SHAFT
CIRCLIP
BEARING

ARBOL
ARBOL
CIRCULITO
COJINETE

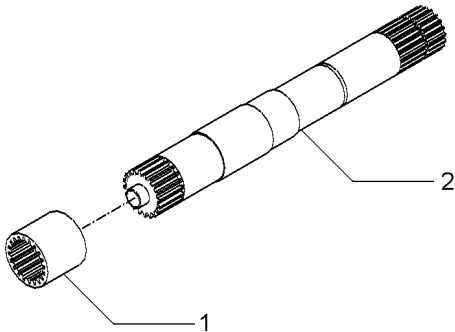


Eixo Intermediário Da Tdp
Shaft
Eje

50-75

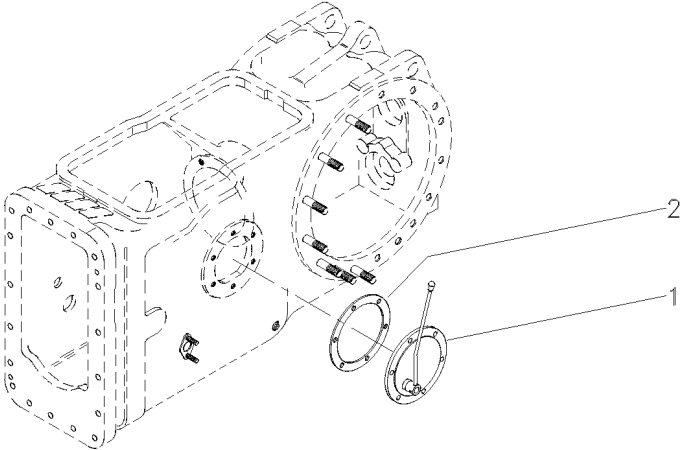
Com Tdp - Sem Hidráulico
With Tdp - Without Hydraulic
Con Tdf - Sin Hidraulico

1	1868538M4	540 RPM	1	LUVA	SLEEVE	MANCHA
1	3610189M2	540/1000 RPM	1	LUVA	SLEEVE	MANCHA
2	028362N1	540 RPM	1	CJ. EIXO	KIT, AXLE	JUEGO DE EJE
		👁 50-70 No				
2	049642N1	540/1000 RPM	1	CJ. EIXO	KIT, AXLE	JUEGO DE EJE



Tampa E Alavancas
Cover And Levers
Tapa Y Palancas

50-80



- 1 022232N1 [B] 50-85 No
- 1 3149444M91 [A] 50-90 No
- 2 181217M1 [A]

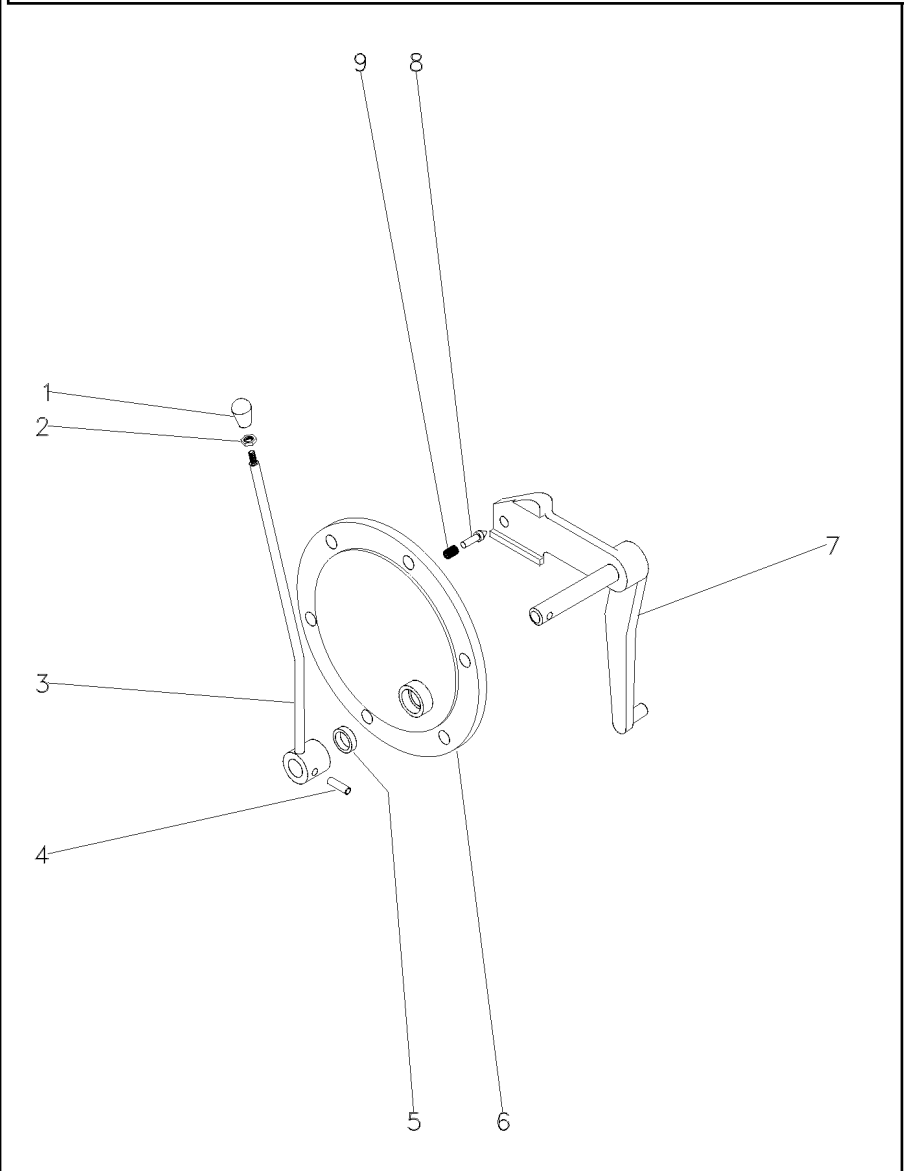
[A] 2 RODAS MOTRIZES
2 WHEELS DRIVE
2 RUEDAS MOTRIZ

[B] 4 RODAS MOTRIZES
4 WHEELS DRIVE
4 RUEDAS MOTRIZ

- 1 CJ. TAMPA KIT, COVER JUEGO DE TAPA
- 1 CJ. TAMPA KIT, COVER JUEGO DE TAPA
- 1 JUNTA GASKET EMPAQUETADURA.

Tampa Da Tomada De Potência Power Take Off Cover Tapa De La Toma De Potência
--

50-85



- | | | |
|---|-----------|--------|
| 1 | 3585348M1 | |
| 2 | 353430X1 | 3/8x24 |
| 3 | 027436S1 | |
| 4 | 357660X1 | |
| 5 | 894307M1 | |
| 6 | 3149447M1 | |
| 7 | 033192S1 | [A] |
| 7 | 022245S1 | [B] |
| 8 | 180418M2 | |
| 9 | 3585797M1 | |

- [A] 2 RODAS MOTRIZES
2 WHEELS DRIVE
2 RUEDAS MOTRIZ

- [B] 4 RODAS MOTRIZES
4 WHEELS DRIVE
4 RUEDAS MOTRIZ

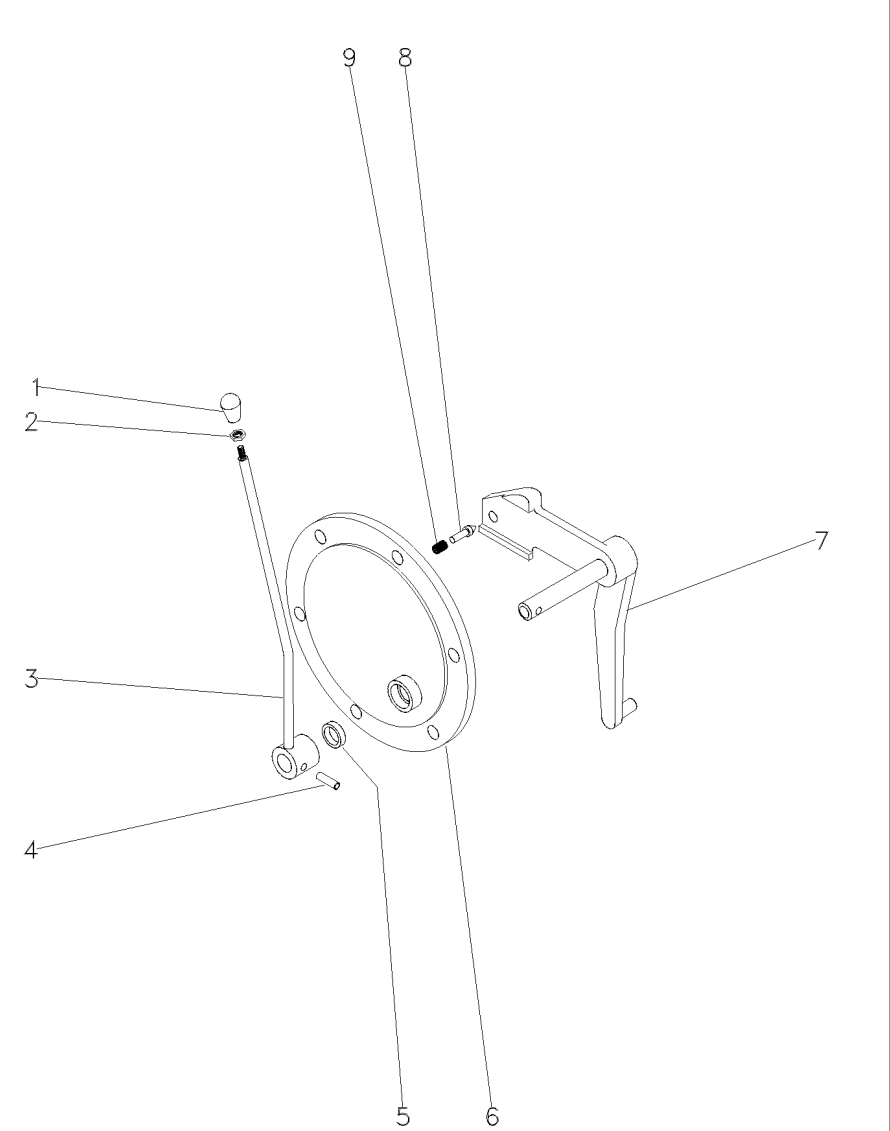
- | | | |
|------------|----------|------------------|
| 1 MANÍPULO | NOB | POMO |
| 1 PORCA | NUT | TUERCA |
| 1 ALAVANCA | LEVER | PALANCA |
| 1 PINO | PIN | PASADOR |
| 1 RETENTOR | OIL SEAL | BUJE RETENACEITE |
| 1 TAMPA | COVER | CUBIERTA |
| 1 ALAVANCA | LEVER | PALANCA |
| 1 ALAVANCA | LEVER | PALANCA |
| 1 PINO | PIN | PASADOR |
| 1 MOLA | SPRING | RESORTE |

Tampa Da Tomada De Potência

Power Take Off Cover

Tapa De La Toma De Potência

50-90



- 1 3585348M1

2 353430X1

3 044948S1

4 357660X1

5 894307M1

6 3149447M1

7 033192S1

8 180418M2

9 3585797M1
- 3/8x24

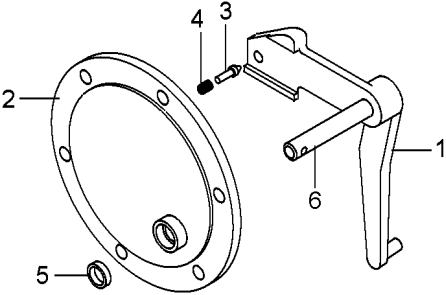
- | | | |
|------------|----------|------------------|
| 1 MANÍPULO | KNOB | POMO |
| 1 PORCA | NUT | TUERCA |
| 1 ALAVANCA | LEVER | PALANCA |
| 1 PINO | PIN | PASADOR |
| 1 RETENTOR | OIL SEAL | BUJE RETENACEITE |
| 1 TAMPA | COVER | CUBIERTA |
| 1 ALAVANCA | LEVER | PALANCA |
| 1 PINO | PIN | PASADOR |
| 1 MOLA | SPRING | RESORTE |

Tampa Da Tomada De Potência
Power Take Off Cover
Tapa De La Toma De Potência

50-95

4rm - Tratores Estreito / Compacto
4wd - Narrow Tractors / Compact
4rm - Tractores Estrecho / Compacto

- | | | | | | |
|---|-----------|---|----------|----------|------------------|
| 1 | 022245S1 | 1 | ALAVANCA | LEVER | PALANCA |
| 2 | 3149447M1 | 1 | TAMPA | COVER | CUBIERTA |
| 3 | 180418M2 | 1 | PINO | PIN | PASADOR |
| 4 | 3585797M1 | 1 | MOLA | SPRING | RESORTE |
| 5 | 894307M1 | 1 | RETENTOR | OIL SEAL | BUJE RETENACEITE |
| 6 | 1440999X1 | 1 | PINO | PIN | PASADOR |
| 6 | 391018X1 | 1 | PINO | PIN | PASADOR |

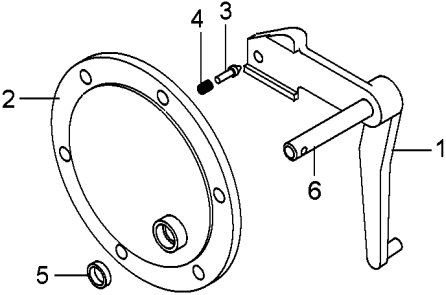


Tampa Da Tomada De Potência
Power Take Off Cover
Tapa De La Toma De Potência

50-100

2rm - Tratores Estreito / Compacto
2wd - Narrow Tractors / Compact
2rm - Tractores Estrecho / Compacto

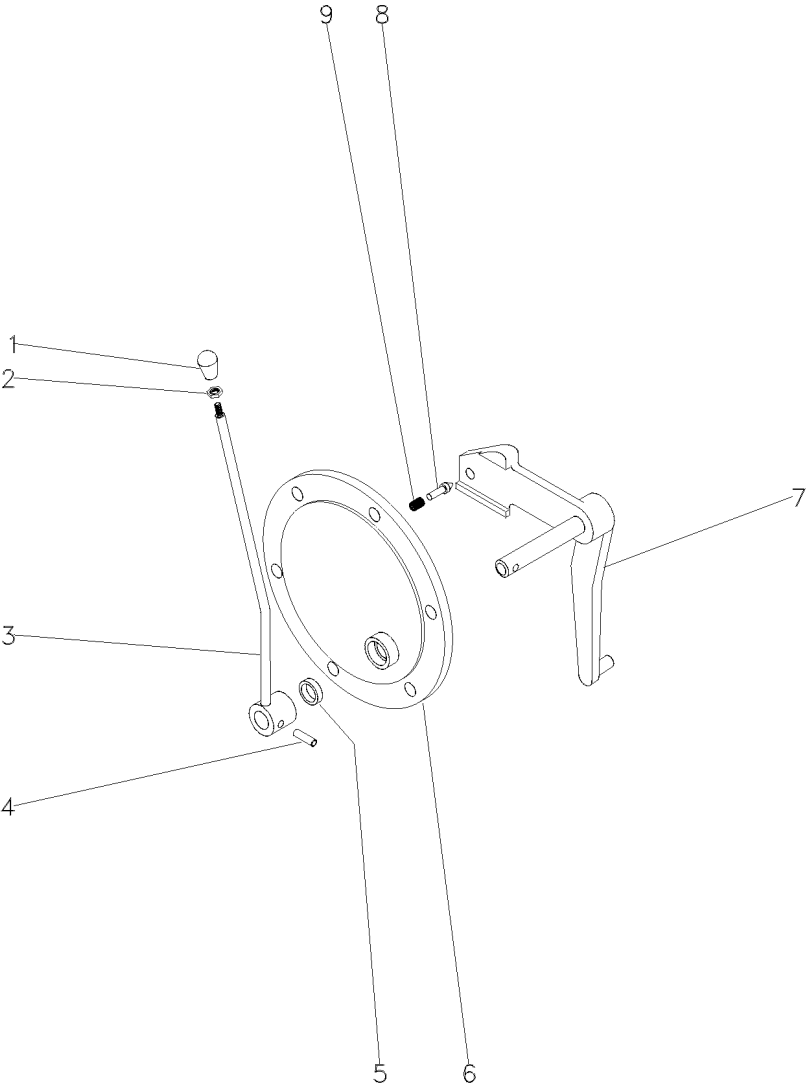
1	069215S1	1	ALAVANCA	LEVER	PALANCA
2	3149447M1	1	TAMPA	COVER	CUBIERTA
3	180418M2	1	PINO	PIN	PASADOR
4	3585797M1	1	MOLA	SPRING	RESORTE
5	894307M1	1	RETENTOR	OIL SEAL	BUJE RETENACEITE
6	1440999X1	1	PINO	PIN	PASADOR
6	391018X1	1	PINO	PIN	PASADOR



Tampa E Alavanca Da Tdp / Tdpi
Cover And Lever Pto / Ipto
Tapa Y Palanca Tdf / Tdfi

50-105

Sem Levante Hidráulico
Without Hydraulic Lift
Sin Levante Hidráulico



- 1 3585348M1
- 2 353430X1
- 3 044948S1
- 4 357660X1
- 5 894307M1
- 6 3149447M1
- 7 033192S1
- 8 180418M2
- 9 3585797M1

- 1 MANÍPULO
- 1 PORCA
- 1 ALAVANCA
- 1 PINO
- 1 RETENTOR
- 1 TAMPA
- 1 ALAVANCA
- 1 PINO
- 1 MOLA

- KNOB
- NUT
- LEVER
- PIN
- OIL SEAL
- COVER
- LEVER
- PIN
- SPRING

- POMO
- TUERCA
- PALANCA
- PASADOR
- BUJE RETENACEITE
- CUBIERTA
- PALANCA
- PASADOR
- RESORTE

Tampa E Alavanca Da Tdp / Tdpi
Cover And Lever Pto / Ipto
Tapa Y Palanca Tdf / Tdfi

50-110

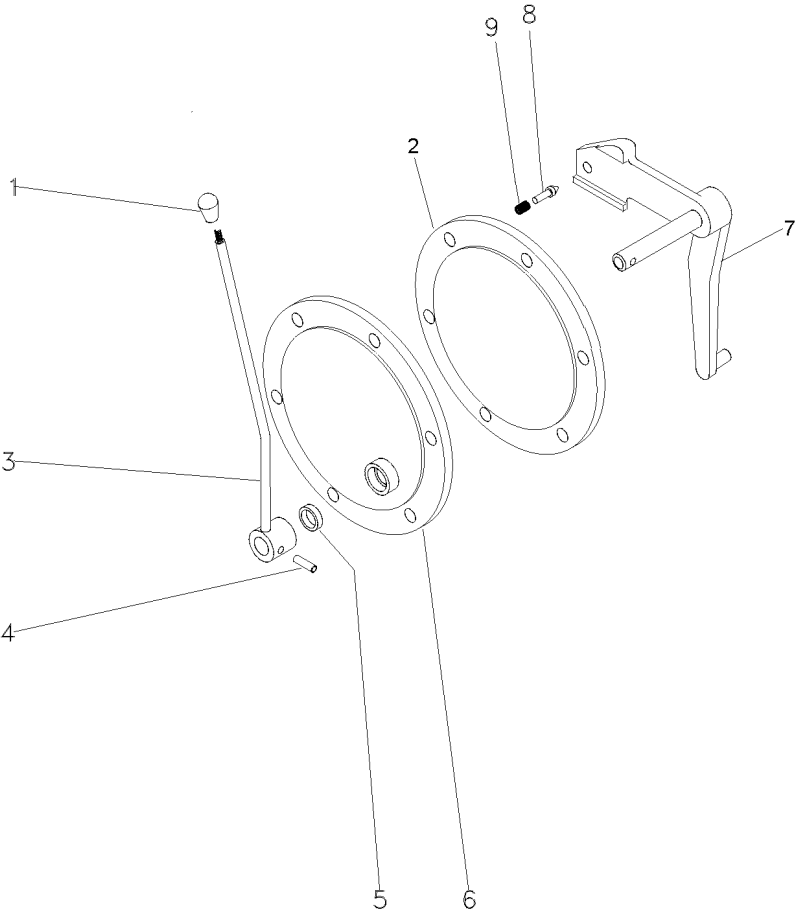
Com Levante Hidráulico
With Hydraulic Lift
Con Levante Hidráulico

- 1 035972P1
- 2 181217M1
- 3 057900S1
- 4 1440999X1
- 4 391018X1
- 5 894307M1
- 6 3149447M1
- 7 022245S1
- 8 180418M2
- 9 3585797M1

- 1 MANÍPULO
- 1 JUNTA
- 1 ALAVANCA
- 1 PINO
- 1 PINO
- 1 RETENTOR
- 1 TAMPA
- 1 ALAVANCA
- 1 PINO
- 1 MOLA

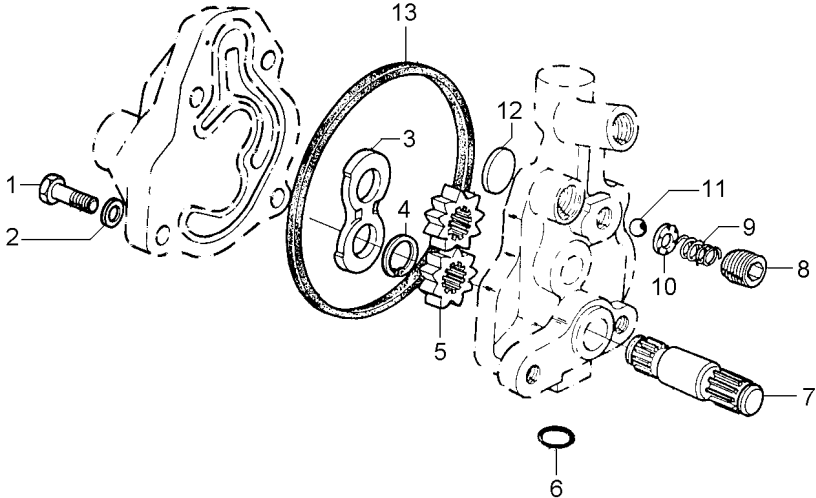
- KNOB
- GASKET
- LEVER
- PIN
- PIN
- OIL SEAL
- COVER
- LEVER
- PIN
- SPRING

- POMO
- EMPAQUETADURA.
- PALANCA
- PASADOR
- PASADOR
- BUJE RETENACEITE
- CUBIERTA
- PALANCA
- PASADOR
- RESORTE



Bomba Hidráulica Auxiliar
Hydraulic Pump Auxiliary
Bomba Hidráulica Auxiliar

50-115



- 1 353517X1
- 2 353446X1
- 3 1885307M1
- 4 1885484M1
- 5
- 6 359002X1
- 7
- 8 1885582M1
- 9 1886511M1
- 10 1885788M1
- 11 22206X
- 12 1889318M1
- 13 1885310M1

5/16x24x3/4

886821M94

886821M94

- 1 PARAFUSO
- 4 ARRUELA
- 1 PLACA
- 1 ANEL
- 2 ENGRENAGEM
- 1 ANEL "O"
- 1 EIXO
- 1 TAMPÃO
- 1 MOLA
- 1 GUIA
- 1 ESFERA
- 1 PLACA
- 1 JUNTA

- BOLT
- WASHER
- PLATE
- RING
- GEAR
- O RING
- SHAFT
- PAD
- SPRING
- GUIDE
- BALL
- PLATE
- GASKET

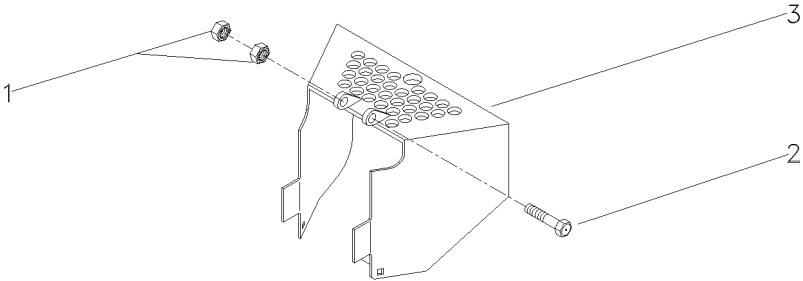
- PERNO
- ARANDELA
- PLATO
- ARO
- ENGRANAJE
- JUNTA TORICA
- ARBOL
- ALMOHADILLA
- RESORTE
- GUIA
- BOLA
- PLATO
- EMPAQUETADURA.

Proteção
Guard
Proteccion

Tomada De Potência
Power Take Off
Toma De Fuerza

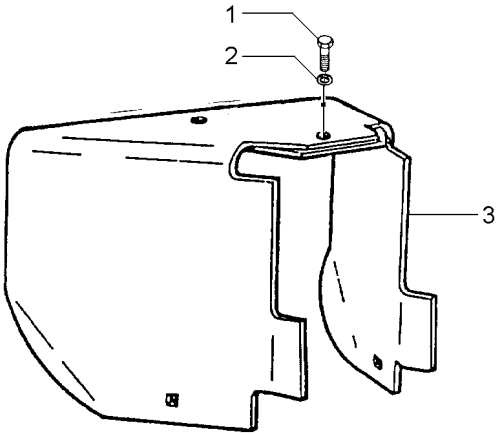
50-120

- | | | | | | | |
|---|----------|------------|---|----------|-------|---------|
| 1 | 394367X1 | M8X1,25 | 2 | PORCA | NUT | TUERCA |
| 2 | 339761X1 | M8X1,25X25 | 2 | PARAFUSO | BOLT | PERNO |
| 3 | 058136S2 | | 1 | PROTEÇÃO | GUARD | DEFENSA |



Protetor Da Tdpi / Tdp
Protector Ipto / Pto
Protetor Tdfi / Tdf

50-125



- 1 353560X1
- 2 353432X1
- 3 1869009M95

7/16x20x1.1/8

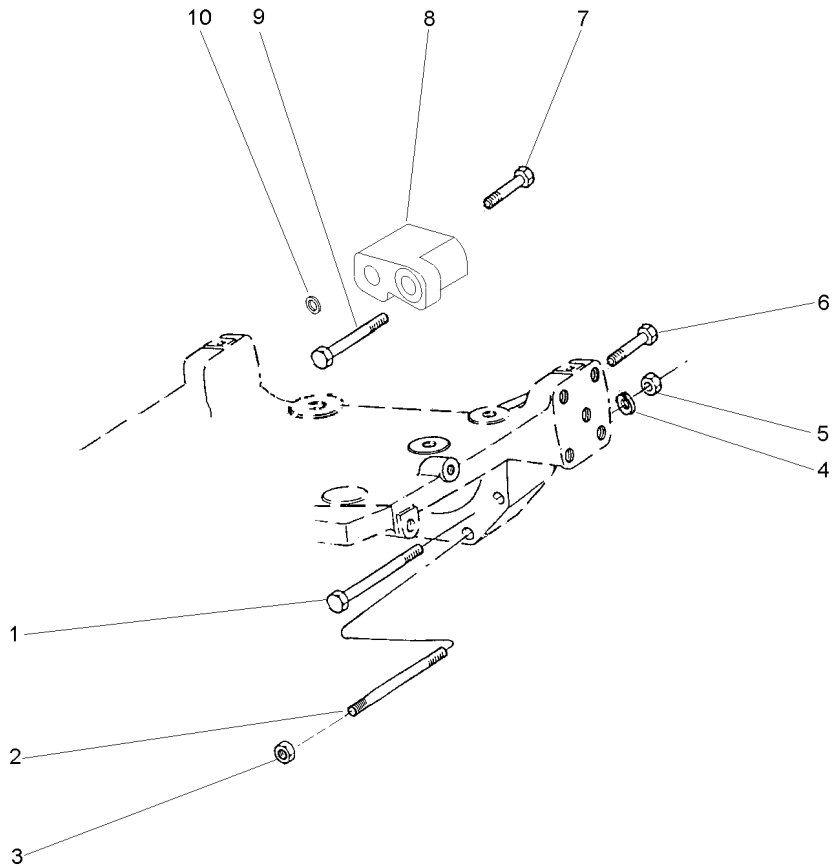
- 1 PARAFUSO
- 1 ARRUELA
- 1 PROTEÇÃO

BOLT
WASHER
GUARD

PERNO
ARANDELA
DEFENSA

Fixação Do Eixo Dianteiro
Front Axle
Eje Delantero

60-10



- 1 377583X1
- 2 047899P1
- 3 368748X1
- 4 353433X1
- 5 363628X1
- 6 353729X1
- 7 369363X1
- 8 1695391M2
- 9 048551P1
- 10 1660192M1
- 10 894825M1
- 10 894826M1

5/8x11
5/8x11x2.1/2
5/8x11x4.1/2

0.10"
0.25"
0.50"

- 2 PARAFUSO
- 2 PRISIONEIRO
- 2 PORCA
- 2 ARRUELA
- 2 PORCA
- 1 PARAFUSO
- 1 PARAFUSO
- 1 ESPAÇADOR
- 1 PARAFUSO
- X CALÇO
- X CALÇO
- X CALÇO

- BOLT
- STUD
- NUT
- WASHER
- NUT
- BOLT
- BOLT
- SPACER
- BOLT
- SHIM
- SHIM
- SHIM

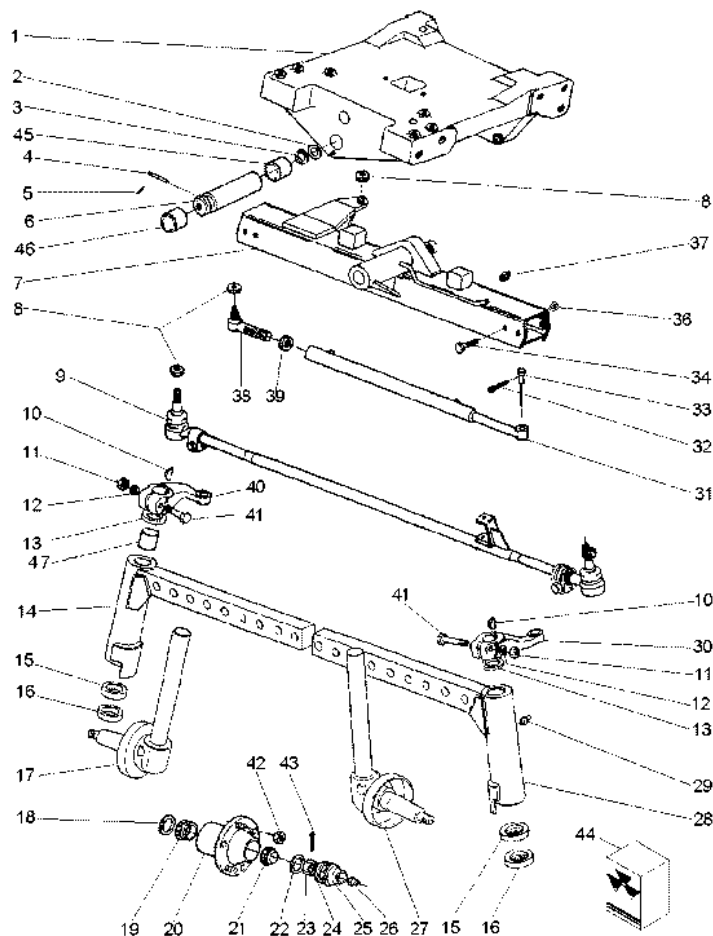
- PERNO
- ESPARRAGO
- TUERCA
- ARANDELA
- TUERCA
- PERNO
- PERNO
- PIEZA DISTANCIA
- PERNO
- CALCE
- CALCE
- CALCE

Eixo Dianteiro
Front Axle
Eje Delantero

2 Rodas Motrizes
2 Wheels Drive
2 Ruedas Motriz

60-15

Ajustável
Adjustable
Ajustable



- | | |
|---------------|--------------|
| 1 037309P4 | |
| 2 882868M2 | 1,17/1,12MM |
| 2 882869M2 | 1,30/1,25MM |
| 2 898018M2 | 0,73/0,67MM |
| 2 898019M2 | 0,92/0,87MM |
| 2 898020M2 | 1,04/0,99MM |
| 3 898017M2 | |
| 4 033992P1 | |
| 5 195414M1 | |
| 6 042735P1 | |
| 7 037700N1 | 60-35 No |
| 8 353429X1 | 5/8x18 |
| 9 037713T1 | |
| 10 350355X1 | |
| 11 353427X1 | 5/8x18 |
| 12 353433X1 | |
| 13 180355M2 | |
| 14 6207557M91 | |
| 15 048156P1 | |
| 16 048155P1 | |
| 17 037463S1 | |
| 18 897242M1 | |
| 19 1851800M91 | |
| 20 894831M92 | |
| 21 895322M91 | |
| 22 180010M1 | |
| 23 353928X1 | 3/4x16 |
| 24 646059M1 | |
| 25 191142M1 | |
| 26 13811X | |
| 27 037464S1 | |
| 28 6207558M91 | |
| 29 13811X | |
| 30 049518P1 | |
| 31 037465T1 | |
| 32 354072X1 | |
| 33 037280P1 | |
| 34 353934X1 | |
| 36 2800775M1 | |
| 37 29951X | |
| 38 1482009M91 | M24x1,50 |
| 39 339089X1 | |
| 40 049517P1 | |
| 41 361859X1 | 5/8x18x3.1/2 |
| 42 195490M1 | 1/2x20 |
| 43 354068X1 | |
| 44 037747R1 | |
| 45 058457P1 | 31 |
| 46 058458P1 | |
| 47 183086M1 | |

- | | | |
|------------------|------------------|------------------|
| 1 SUPORTE | BRACKET | SOPORTE |
| X CALÇO | SHIM | CALCE |
| X CALÇO | SHIM | CALCE |
| X CALÇO | SHIM | CALCE |
| X CALÇO | SHIM | CALCE |
| X CALÇO | SHIM | CALCE |
| 2 CALÇO | SHIM | CALCE |
| 1 PINO | PIN | PASADOR |
| 1 GRAMPO | CRAMP | PASADOR |
| 1 PINO | PIN | PASADOR |
| 1 VIGA | BEAM | VIGA |
| 3 PORCA | NUT | TUERCA |
| 1 C.J. BARRA | KIT, DRAWBAR | JGO.BARRA TIRO |
| 2 CHAVETA | KEY | CLAVE |
| 2 PORCA | NUT | TUERCA |
| 2 ARRUELA | WASHER | ARANDELA |
| 2 VEDANTE | SEAL | RETEN |
| 1 BRAÇO | ARM | BRAZO |
| 2 ARRUELA | WASHER | ARANDELA |
| 2 ARRUELA | WASHER | ARANDELA |
| 1 PONTA EIXO | STEERING SPINDLE | MANGUETA DIRECC |
| 2 RETENTOR | SEAL | RETEN |
| 2 ROLAMENTO | BEARING | COJINETE |
| 2 C.J. CUBO | KIT, HUB | JUEGO DE CUBO |
| 2 C.J. ROLAMENTO | BEARING ASSY | RODAMIENTO RAD |
| 2 ARRUELA | WASHER | ARANDELA |
| 2 PORCA | NUT | TUERCA |
| 2 JUNTA | GASKET | EMPAQUETADURA. |
| 2 CALOTA | CAP | TAPA |
| 2 GRAXEIRA | GREASER | ENGRASADOR |
| 1 PONTA EIXO | STEERING SPINDLE | MANGUETA DIRECC |
| 1 BRAÇO | ARM | BRAZO |
| 2 GRAXEIRA | GREASER | ENGRASADOR |
| 1 BRAÇO | ARM | BRAZO |
| 1 C.J. CILINDRO | KIT, CYLINDER | JUEGO DE CILINDR |
| 1 CUPILHA | COTTER PIN | PASADOR DOUBLE |
| 1 PINO | PIN | PASADOR |
| 4 PARAFUSO | BOLT | PERNO |
| 4 PORCA | NUT | TUERCA |
| 1 GRAXEIRA | GREASER | ENGRASADOR |
| 1 TERMINAL | TOGGLE | PERNO ENGANCHE |
| 1 PORCA | NUT | TUERCA |
| 1 BRAÇO | ARM | BRAZO |
| 2 PARAFUSO | BOLT | PERNO |
| 12 PORCA | NUT | TUERCA |
| 2 CONTRAPINO | DOWEL | CENTRAJE |
| 1 REPARO | REPAIR | REPARO |
| 1 BUCHA | BUSH | CASQUILLO |
| 4 BUCHA | BUSH | CASQUILLO |
| 4 BUCHA | BUSH | CASQUILLO |

T0214017

EF05Z002

C025002 E06 (1)

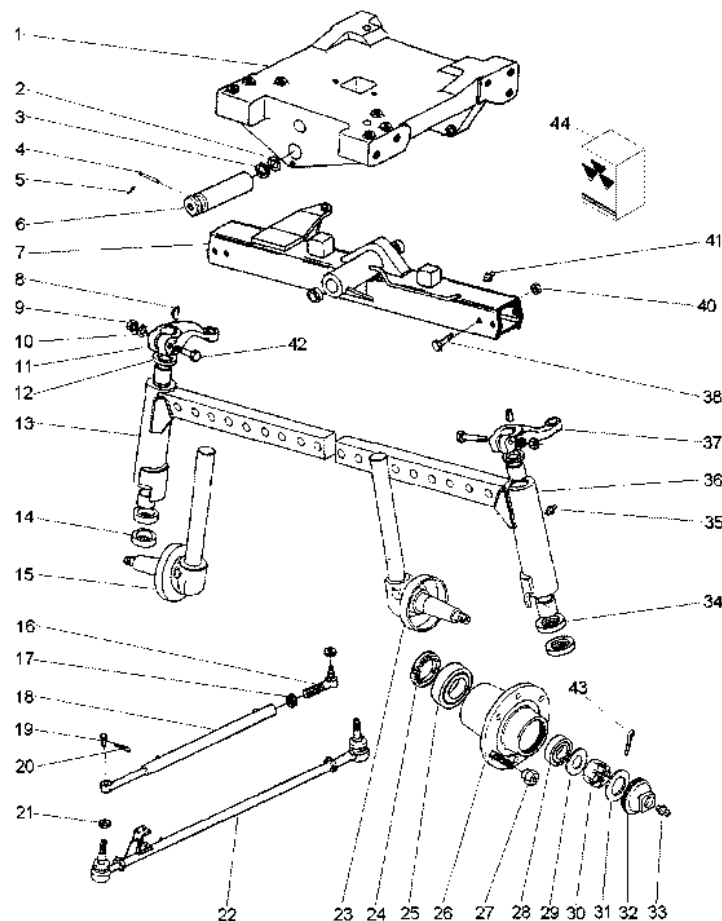
06/09

60-15

Eixo Dianteiro
Front Axle
Eje Delantero

Estreito 2 Rm
Narrow 2 Wd
Estrecho 2 Rm

60-20



- 1 037309P4
- 2 882868M2
- 2 882869M2
- 2 898018M2
- 2 898019M2
- 2 898020M2
- 3 898017M2
- 4 033992P1
- 5 195414M1
- 6 042735P1
- 7 043172N1
- 8 350355X1
- 9 353427X1
- 10 353433X1
- 11 049517P1
- 12 180355M2
- 13 043169S1
- 14 048155P1
- 15 037463S1
- 16 1482009M91
- 17 339089X1
- 18 037465T1
- 19 037280P1
- 20 354072X1
- 21 353429X1
- 22 043167N1
- 23 037464S1
- 24 897242M1
- 25 1851800M91
- 26 894831M92
- 27 195490M1
- 28 895322M91
- 29 180010M1
- 30 353928X1
- 31 646059M1
- 32 191142M1
- 33 13811X
- 34 048156P1
- 35 13811X
- 36 043170S1
- 37 049518P1
- 38 353934X1
- 40 2800775M1
- 41 29951X
- 42 361859X1
- 43 354068X1
- 44 037747R1

1,17/1,12MM
1,30/1,25MM
0,73/0,67MM
0,92/0,87MM
1,04/0,99MM

60-50 No

5/8x18

M24x1,50

5/8x18

60-45 No

1/2x20

3/4x16

18

1 SUPORTE

X CALÇO

X CALÇO

X CALÇO

X CALÇO

X CALÇO

2 CALÇO

1 PINO

1 GRAMPO

1 PINO

1 VIGA

2 CHAVETA

2 PORCA

2 ARRUELA

1 BRAÇO

2 VEDANTE

1 BRAÇO

2 ARRUELA

1 PONTA EIXO

1 TERMINAL

1 PORCA

1 CJ. CILINDRO

1 PINO

1 CUPILHA

3 PORCA

1 CJ. BARRA

1 PONTA EIXO

2 RETENTOR

2 ROLAMENTO

2 CJ. CUBO

12 PORCA

2 CJ. ROLAMENTO

2 ARRUELA

2 PORCA

2 JUNTA

2 CALOTA

2 GRAXEIRA

2 ARRUELA

2 GRAXEIRA

1 BRAÇO

1 BRAÇO

4 PARAFUSO

4 PORCA

1 GRAXEIRA

2 PARAFUSO

2 CONTRAPINO

1 REPARO

BRACKET

SHIM

SHIM

SHIM

SHIM

SHIM

SHIM

PIN

CRAMP

PIN

BEAM

KEY

NUT

WASHER

ARM

SEAL

ARM

WASHER

STEERING SPINDLE

TOGGLE

NUT

KIT, CYLINDER

PIN

COTTER PIN

NUT

KIT, DRAWBAR

STEERING SPINDLE

SEAL

BEARING

KIT, HUB

NUT

BEARING ASSY

WASHER

NUT

GASKET

CAP

GREASER

WASHER

GREASER

ARM

ARM

BOLT

NUT

GREASER

BOLT

DOWEL

REPAIR

SOPORTE

CALCE

CALCE

CALCE

CALCE

CALCE

CALCE

PASADOR

PASADOR

PASADOR

VIGA

CLAVE

TUERCA

ARANDELA

BRAZO

RETEN

BRAZO

ARANDELA

MANGUETA DIRECC

PERNO ENGANCHE

TUERCA

JUEGO DE CILINDR

PASADOR

PASADOR DOUBLE

TUERCA

JGO.BARRA TIRO

MANGUETA DIRECC

RETEN

COJINETE

JUEGO DE CUBO

TUERCA

RODAMIENTO RAD

ARANDELA

TUERCA

EMPAQUETADURA.

TAPA

ENGRASADOR

ARANDELA

ENGRASADOR

BRAZO

BRAZO

PERNO

TUERCA

ENGRASADOR

PERNO

CENTRAJE

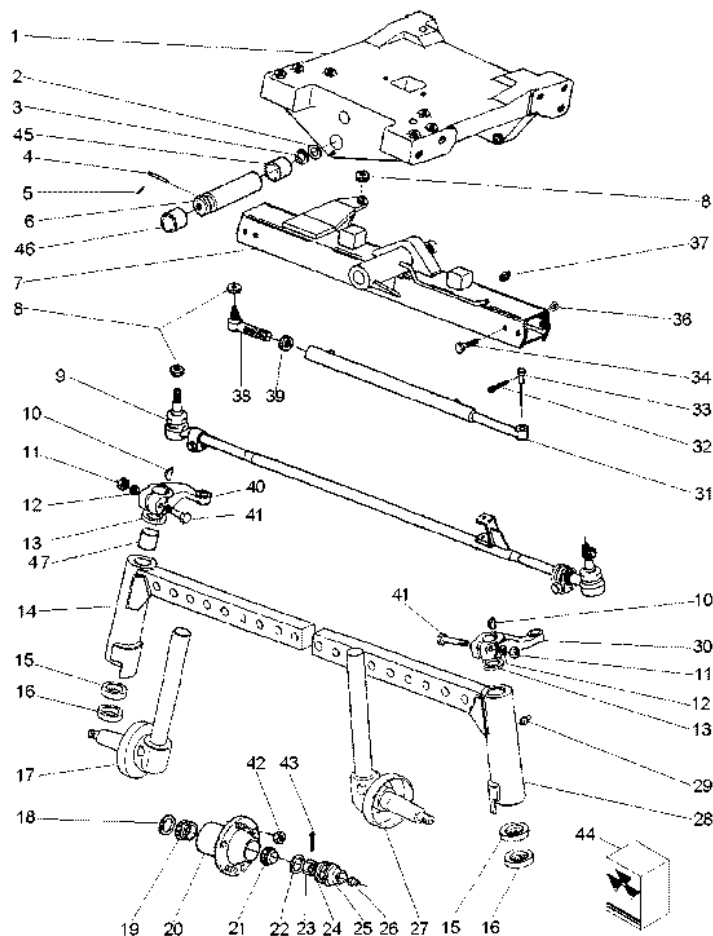
REPARO

Eixo Dianteiro
Front Axle
Eje Delantero

2 Rodas Motrizes
2 Wheels Drive
2 Ruedas Motriz

60-25

Aeroporto
Airport
Aeropuerto



- | | | |
|----|------------|-------------|
| 1 | 037309P4 | |
| 2 | 882868M2 | 1,17/1,12MM |
| 2 | 882869M2 | 1,30/1,25MM |
| 2 | 898018M2 | 0,73/0,67MM |
| 2 | 898019M2 | 0,92/0,87MM |
| 2 | 898020M2 | 1,04/0,99MM |
| 3 | 898017M2 | |
| 4 | 033992P1 | |
| 5 | 195414M1 | |
| 6 | 042735P1 | |
| 7 | 037700N1 | 60-35 No |
| 8 | 353429X1 | 5/8x18 |
| 9 | 037713T1 | |
| 10 | 350355X1 | |
| 11 | 353427X1 | 5/8x18 |
| 12 | 353433X1 | |
| 13 | 180355M2 | |
| 14 | 035982S1 | |
| 15 | 048156P1 | |
| 16 | 048155P1 | |
| 17 | 051894S1 | |
| 18 | 897242M1 | |
| 19 | 1851800M91 | |
| 20 | 894831M92 | |
| 21 | 895322M91 | |
| 22 | 180010M1 | |
| 23 | 353928X1 | 3/4x16 |
| 24 | 646059M1 | |
| 25 | 191142M1 | |
| 26 | 13811X | |
| 27 | 051895S1 | |
| 28 | 035983S1 | |
| 29 | 13811X | |
| 30 | 044130P1 | |
| 31 | 037465T1 | |
| 32 | 354072X1 | |
| 33 | 037280P1 | |
| 34 | 353934X1 | |
| 36 | 2800775M1 | |
| 37 | 29951X | |
| 38 | 1482009M91 | M24x1,50 |
| 39 | 339089X1 | |
| 40 | 044129P1 | 1/2x20 |
| 42 | 195490M1 | |
| 43 | 354068X1 | |
| 44 | 037747R1 | 31 |
| 45 | 196060M1 | |

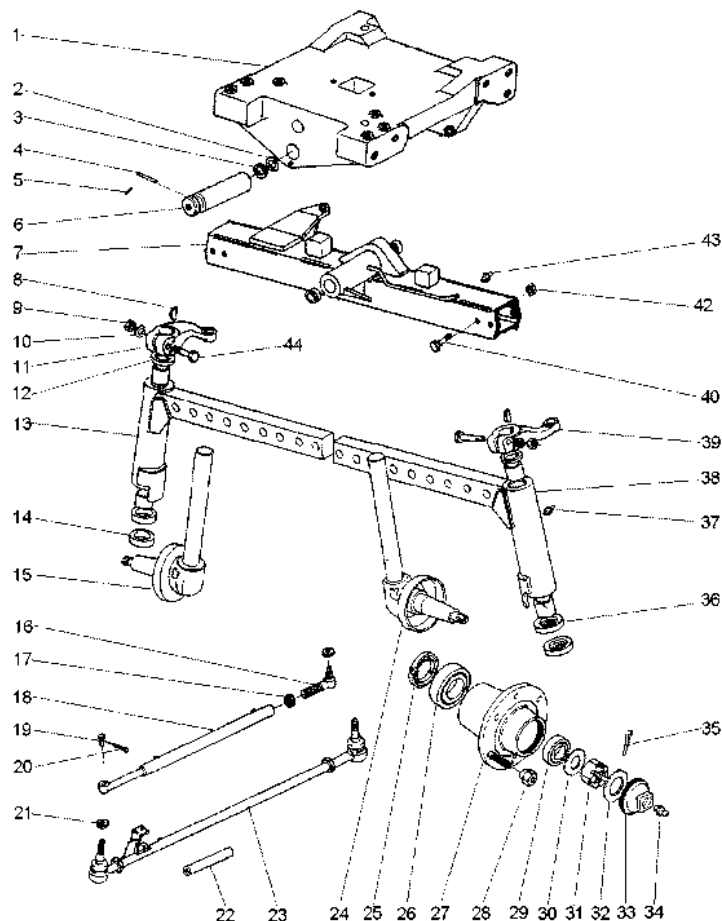
- | | | | |
|----|---------------|------------------|------------------|
| 1 | SUPORTE | BRACKET | SOPORTE |
| X | CALÇO | SHIM | CALCE |
| X | CALÇO | SHIM | CALCE |
| X | CALÇO | SHIM | CALCE |
| X | CALÇO | SHIM | CALCE |
| X | CALÇO | SHIM | CALCE |
| 2 | CALÇO | SHIM | CALCE |
| 1 | PINO | PIN | PASADOR |
| 1 | GRAMPO | CRAMP | PASADOR |
| 1 | PINO | PIN | PASADOR |
| 1 | VIGA | BEAM | VIGA |
| 3 | PORCA | NUT | TUERCA |
| 1 | CJ. BARRA | KIT, DRAWBAR | JGO.BARRA TIRO |
| 2 | CHAVETA | KEY | CLAVE |
| 2 | PORCA | NUT | TUERCA |
| 2 | ARRUELA | WASHER | ARANDELA |
| 2 | VEDANTE | SEAL | RETEN |
| 1 | BRAÇO | ARM | BRAZO |
| 2 | ARRUELA | WASHER | ARANDELA |
| 2 | ARRUELA | WASHER | ARANDELA |
| 1 | PONTA EIXO | STEERING SPINDLE | MANGUETA DIRECC |
| 2 | RETENTOR | SEAL | RETEN |
| 2 | ROLAMENTO | BEARING | COJINETE |
| 2 | CJ. CUBO | KIT, HUB | JUEGO DE CUBO |
| 2 | CJ. ROLAMENTO | BEARING ASSY | RODAMIENTO RAD |
| 2 | ARRUELA | WASHER | ARANDELA |
| 2 | PORCA | NUT | TUERCA |
| 2 | JUNTA | GASKET | EMPAQUETADURA. |
| 2 | CALOTA | CAP | TAPA |
| 2 | GRAXEIRA | GREASER | ENGRASADOR |
| 1 | PONTA EIXO | STEERING SPINDLE | MANGUETA DIRECC |
| 1 | BRAÇO | ARM | BRAZO |
| 2 | GRAXEIRA | GREASER | ENGRASADOR |
| 1 | BRAÇO | ARM | BRAZO |
| 1 | CJ. CILINDRO | KIT, CYLINDER | JUEGO DE CILINDR |
| 1 | CUPILHA | COTTER PIN | PASADOR DOUBLE |
| 1 | PINO | PIN | PASADOR |
| 4 | PARAFUSO | BOLT | PERNO |
| 4 | PORCA | NUT | TUERCA |
| 1 | GRAXEIRA | GREASER | ENGRASADOR |
| 1 | TERMINAL | TOGGLE | PERNO ENGANCHE |
| 1 | PORCA | NUT | TUERCA |
| 1 | BRAÇO | ARM | BRAZO |
| 12 | PORCA | NUT | TUERCA |
| 2 | CONTRAPINO | DOWEL | CENTRAJE |
| 1 | REPARO | REPAIR | REPARO |
| 4 | BUCHA | BUSH | CASQUILLO |

Eixo Dianteiro
Front Axle
Eje Delantero

Super Estreito
Super Narrow
Super Estrecho

60-30

Standard
Standard
Standard



1	037309P4	
2	882868M2	1,17/1,12MM
2	882869M2	1,30/1,25MM
2	898018M2	0,73/0,67MM
2	898019M2	0,92/0,87MM
2	898020M2	1,04/0,99MM
3	898017M2	
4	033992P1	
5	195414M1	
6	042735P1	
7	045166N1	
8	350355X1	
9	353427X1	5/8x18
10	353433X1	
11	049517P1	
12	180355M2	
13	045160S1	
14	048155P1	
15	037463S1	
16	045291N1	
17	339089X1	M24x1,50
18	045162T1	
19	037280P1	
20	354072X1	
21	353429X1	5/8x18
22	045289P1	
23	045163N1	
24	037464S1	
25	897242M1	
26	1851800M91	
27	894831M92	
28	195490M1	1/2x20
29	895322M91	
30	180010M1	
31	353928X1	3/4x16
32	646059M1	
33	191142M1	
34	13811X	
35	354068X1	
36	048156P1	
37	13811X	
38	045161S1	
39	049518P1	
40	353934X1	
42	2800775M1	
43	29951X	
44	361859X1	5/8x18x3.1/2

1	SUPORTE	BRACKET	SOPORTE
X	CALÇO	SHIM	CALCE
X	CALÇO	SHIM	CALCE
X	CALÇO	SHIM	CALCE
X	CALÇO	SHIM	CALCE
X	CALÇO	SHIM	CALCE
2	CALÇO	SHIM	CALCE
1	PINO	PIN	PASADOR
1	GRAMPO	CRAMP	PASADOR
1	PINO	PIN	PASADOR
1	VIGA	BEAM	VIGA
2	CHAVETA	KEY	CLAVE
2	PORCA	NUT	TUERCA
2	ARRUELA	WASHER	ARANDELA
1	BRAÇO	ARM	BRAZO
2	VEDANTE	SEAL	RETEN
1	BRAÇO	ARM	BRAZO
2	ARRUELA	WASHER	ARANDELA
1	PONTA EIXO	STEERING SPINDLE	MANGUETA DIRECC
1	TERMINAL	END	EXTREMO
1	PORCA	NUT	TUERCA
1	CJ. CILINDRO	KIT, CYLINDER	JUEGO DE CILINDR
1	PINO	PIN	PASADOR
1	CUPILHA	COTTER PIN	PASADOR DOUBLE
3	PORCA	NUT	TUERCA
2	PROLONGADOR	LENGTHENER	ESPARRAGO
1	CJ. BARRA	KIT, DRAWBAR	JGO.BARRA TIRO
1	PONTA EIXO	STEERING SPINDLE	MANGUETA DIRECC
2	RETENTOR	SEAL	RETEN
2	ROLAMENTO	BEARING	COJINETE
2	CJ. CUBO	KIT, HUB	JUEGO DE CUBO
12	PORCA	NUT	TUERCA
2	CJ. ROLAMENTO	BEARING ASSY	RODAMIENTO RAD
2	ARRUELA	WASHER	ARANDELA
2	PORCA	NUT	TUERCA
2	JUNTA	GASKET	EMPAQUETADURA
2	CALOTA	CAP	TAPA
2	GRAXEIRA	GREASER	ENGRASADOR
2	CONTRAPINO	DOWEL	CENTRAJE
2	ARRUELA	WASHER	ARANDELA
2	GRAXEIRA	GREASER	ENGRASADOR
1	BRAÇO	ARM	BRAZO
1	BRAÇO	ARM	BRAZO
4	PARAFUSO	BOLT	PERNO
4	PORCA	NUT	TUERCA
1	GRAXEIRA	GREASER	ENGRASADOR
2	PARAFUSO	BOLT	PERNO

Viga Central
Central Beam
Viga Central

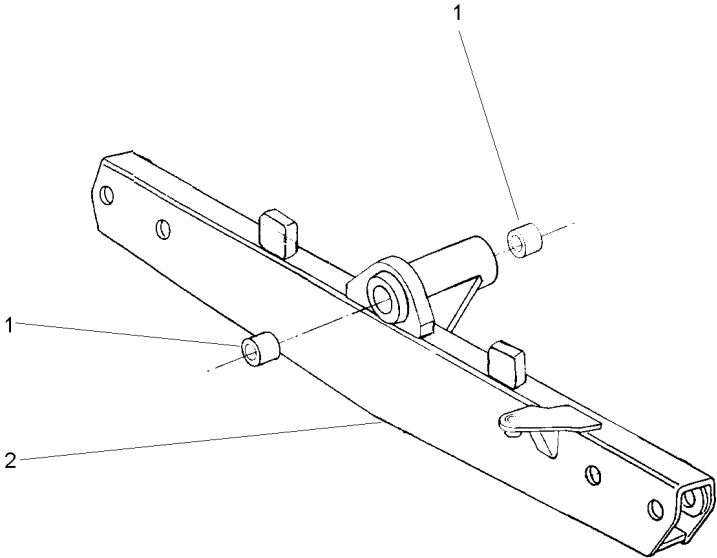
60-35

- 1 3148268M1
- 2 037701S1

- 2 BUCHA
- 1 VIGA

BUSH
BEAM

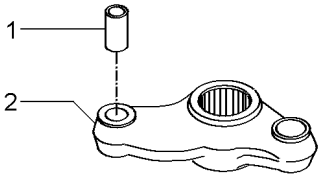
CASQUILLO
VIGA



Sistema De Direção
System Of Direction
Sistema De Dirección

Braço Do Cilíndro
Arm Of Cilinder
Brazo Del Cilíndro

60-40



1 3148431M1
2

042863N1

1 BUCHA
1 BRAÇO

BUSH
ARM

CASQUILLO
BRAZO

Barra De Direção
Tie Rods
Barras De Acoplamento

60-45

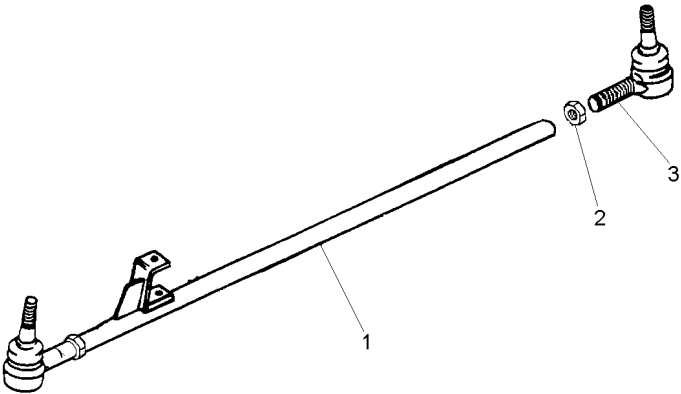
- 1 043168S1
- 2 339089X1
- 3 1482009M91

M24x1,50

- 1 BARRA
- 2 PORCA
- 2 TERMINAL

BAR
NUT
TOGGLE

BARRA
TUERCA
PERNO ENGANCHE



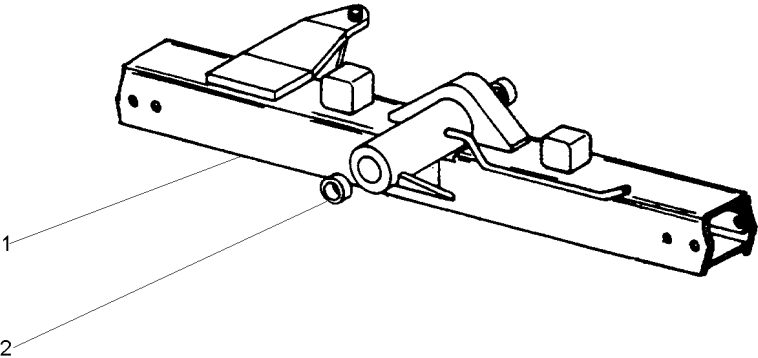
- 1 043173S1

2 3148268M1
- 1 VIGA

2 BUCHA
- BEAM

BUSH
- VIGA

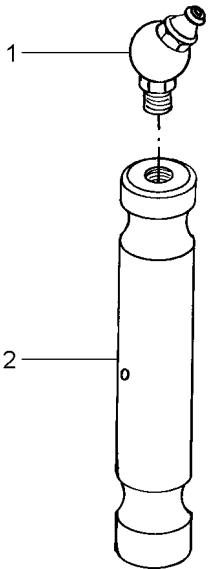
CASQUILLO



Sistema De Direção
System Of Direction
Sistema De Dirección

Pino Do Cilíndro
Pin Of Cilinder
Alfiler Del Cilindro

60-55



- 1 29951X
- 2 898363M1

- 1 GRAXEIRA
- 1 PINO

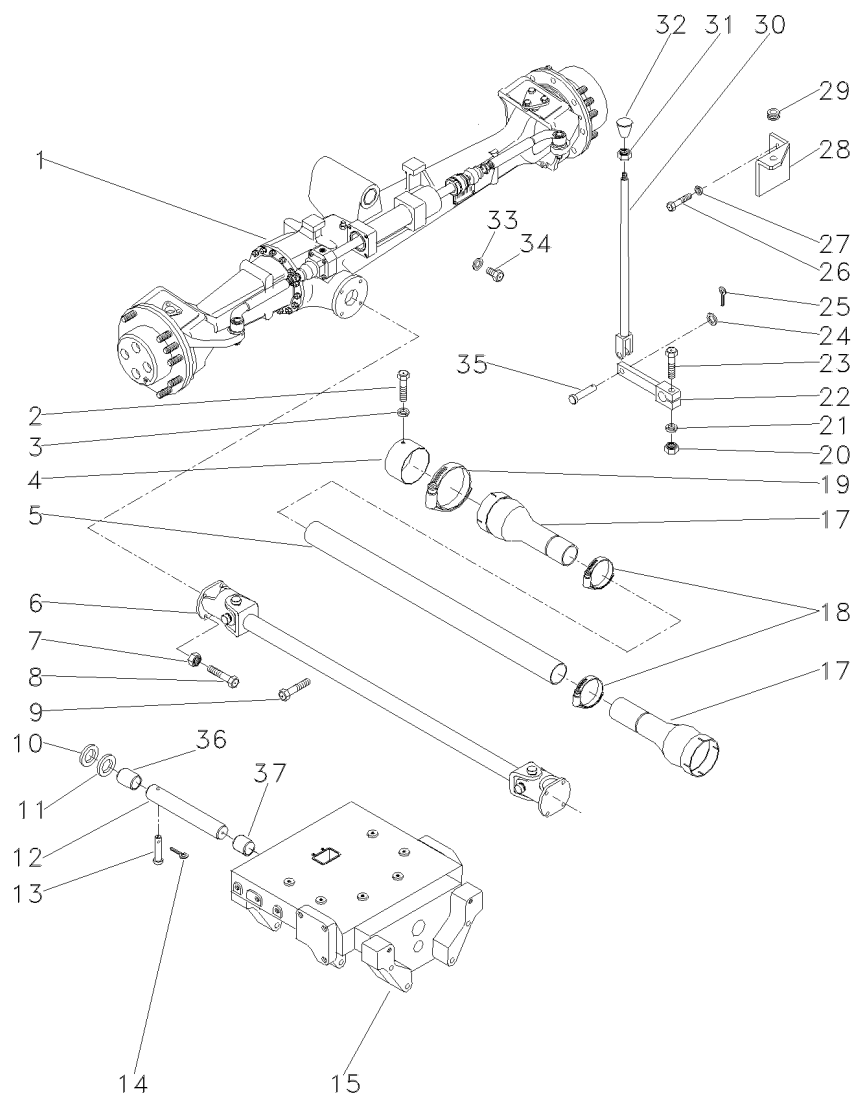
GREASER
PIN

ENGRASADOR
PASADOR

Eixo Dianteiro
Front Axle
Eje Delantero

60-60

4 Rodas Motrizes - Estreito
4 Wheels Drive - Narrow
4 Ruedas Motriz - Estrecho



- 1 073147N1
- 2 339124X1
- 3 353446X1
- 4 036903P1
- 5 036911P1
- 6 6235741M91
- 7 353431X1
- 8 353540X1
- 9 391120X1
- 10 898017M2
- 11 882868M2
- 11 882869M2
- 11 898018M2
- 11 898019M2
- 11 898020M2
- 12 058456P1
- 13 033992P1
- 14 195414M1
- 15 037309P3
- 17 1688236M93
- 18 490804M1
- 19 338623X1
- 20 355566X1
- 21 353434X1
- 22 036838S1
- 23 354264X1
- 24 353756X1
- 25 354059X1
- 26 353677X1
- 27 339374X1
- 28 036859P1
- 29 366195X1
- 30 184174M91
- 31 353430X1
- 32 3410152M1
- 33 181142M1
- 34 037045T1
- 35 832813M1
- 36 058458P1
- 37 058457P1

👁 60-150 No
M8x1,25x16

👁 60-135 No
3/8x24
3/8x24x1.1/4

⚡ 1.17/1.12MM
⚡ 1.30/1.25MM
⚡ 0.73/0.67MM
⚡ 0.92/0.87MM
⚡ 1.04/0.99MM

3/8x16

3/8x16x1.1/4

15.2x8.1x2

3/8x24

- 1 CJ. EIXO DIANT.
- 2 PARAFUSO
- 2 ARRUELA
- 1 BLINDAGEM
- 1 TUBO
- 1 CARDAN
- 8 PORCA
- 4 PARAFUSO
- 1 PARAFUSO
- 1 CALÇO
- X CALÇO
- X CALÇO
- X CALÇO
- X CALÇO
- X CALÇO
- 1 PINO
- 1 PINO
- 1 GRAMPO
- 1 SUPORTE
- 2 PROTEÇÃO
- 2 BRAÇADEIRA
- 2 BRAÇADEIRA
- 1 PORCA
- 1 ARRUELA
- 1 ALAVANCA
- 1 PARAFUSO
- 1 ARRUELA
- 1 CONTRAPINO
- 2 PARAFUSO
- 2 ARRUELA
- 1 SUPORTE
- 1 PASSA-FIO
- 1 TIRANTE
- 1 PORCA
- 1 MANÍPULO
- 1 ARRUELA
- 1 BUJÃO
- 1 PINO
- 1 BUCHA
- 1 BUCHA

- FRONT AXLE ASSY
- BOLT
- WASHER
- SHIELD
- PIPE
- DRIVE SHAFT
- NUT
- BOLT
- BOLT
- SHIM
- SHIM
- SHIM
- SHIM
- SHIM
- SHIM
- PIN
- PIN
- CRAMP
- BRACKET
- GUARD
- CLAMP
- CLAMP
- NUT
- WASHER
- LEVER
- BOLT
- WASHER
- DOWEL
- BOLT
- WASHER
- BRACKET
- GROMMET
- ROD
- NUT
- KNOB
- WASHER
- PLUG
- PIN
- BUSH
- BUSH

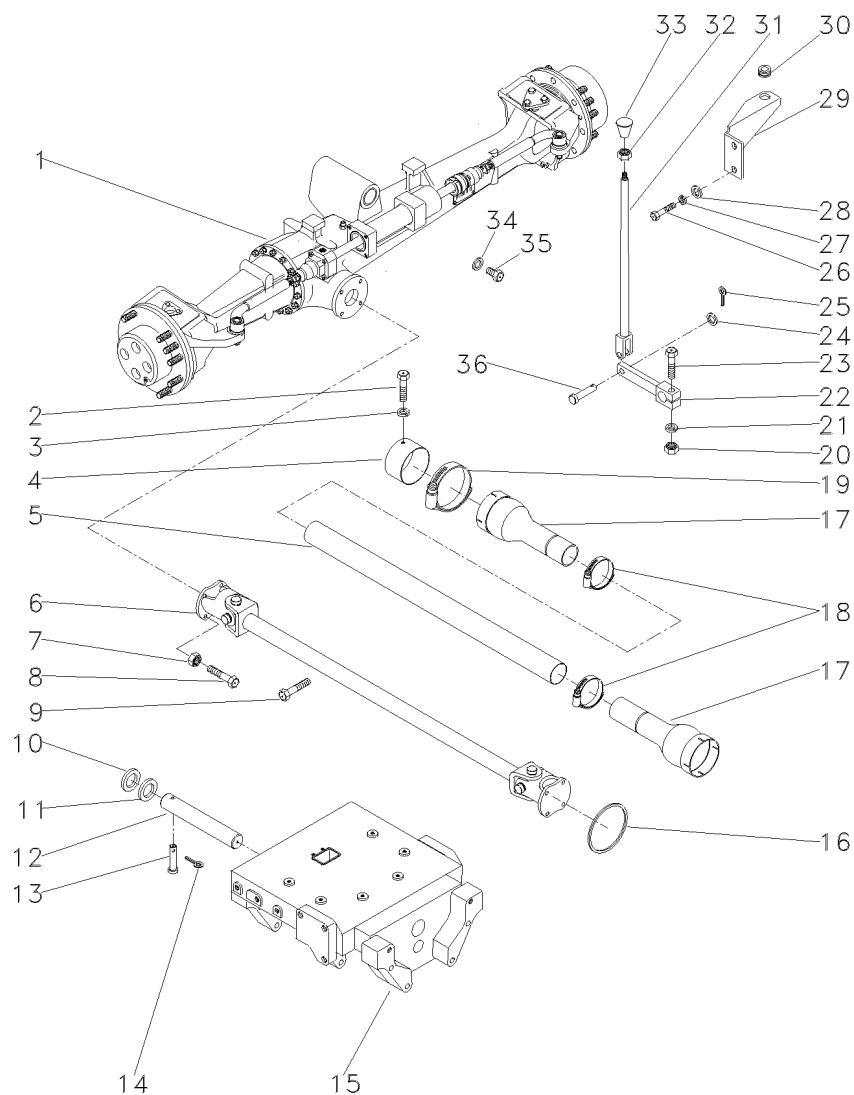
- CONJ. EJE DELANT
- PERNO
- ARANDELA
- BLINDAJE
- CANO
- EJE DE MANDO
- TUERCA
- PERNO
- PERNO
- CALCE
- CALCE
- CALCE
- CALCE
- CALCE
- CALCE
- PASADOR
- PASADOR
- PASADOR
- SOPORTE
- DEFENSA
- ABRAZADERA
- ABRAZADERA
- TUERCA
- ARANDELA
- PALANCA
- PERNO
- ARANDELA
- CENTRAJE
- PERNO
- ARANDELA
- SOPORTE
- PASACABLE
- VARILLA
- TUERCA
- POMO
- ARANDELA
- TAPON
- PASADOR
- CASQUILLO
- CASQUILLO

Eixo Dianteiro
Front Axle
Eje Delantero

4 Rodas Motrizes
4 Wheels Drive
4 Ruedas Motriz

60-65

4 Rodas Motrizes - Tração Lateral
4 Wheels Drive - Side Drive
4 Ruedas Motriz - Traccion Lateral



- 1 072889N1
- 2 339124X1
- 3 353446X1
- 4 036903P1
- 5 036911P1
- 6 6235741M91
- 7 353431X1
- 8 353540X1
- 9 391120X1
- 10 898017M2
- 11 882868M2
- 11 882869M2
- 11 898018M2
- 11 898019M2
- 11 898020M2
- 12 042735P1
- 13 033992P1
- 14 195414M1
- 15 037309P3
- 16 1441271X1
- 17 1688236M93
- 18 490804M1
- 19 338623X1
- 20 355566X1
- 21 353434X1
- 22 036838S1
- 23 354264X1
- 24 353756X1
- 25 354059X1
- 26 353677X1
- 27 353446X1
- 28 391388X1
- 29 036859P1
- 30 366195X1
- 31 184174M91
- 32 353430X1
- 33 3410152M1
- 34 181142M1
- 35 037045T1
- 36 832813M1

👁 60-155 No
M8x1,25x16

👁 60-135 No
3/8x24
3/8x24x1.1/4

⚡ 1.17/1.12MM
⚡ 1.30/1.25MM
⚡ 0.73/0.67MM
⚡ 0.92/0.87MM
⚡ 1,04/0.99MM

3/8x16

3/8x16x1.1/4

M10x1,5x25

3/8x24

- 1 CJ. EIXO DIANT.
- 2 PARAFUSO
- 2 ARRUELA
- 1 BLINDAGEM
- 1 TUBO
- 1 CARDAN
- 8 PORCA
- 4 PARAFUSO
- 1 PARAFUSO
- 1 CALÇO
- X CALÇO
- X CALÇO
- X CALÇO
- X CALÇO
- X CALÇO
- 1 PINO
- 1 PINO
- 1 GRAMPO
- 1 SUPORTE
- 1 ANEL "O"
- 2 PROTEÇÃO
- 2 BRAÇADEIRA
- 2 BRAÇADEIRA
- 1 PORCA
- 1 ARRUELA
- 1 ALAVANCA
- 1 PARAFUSO
- 1 ARRUELA
- 1 CONTRAPINO
- 2 PARAFUSO
- 2 ARRUELA
- 2 ARRUELA
- 1 SUPORTE
- 1 PASSA-FIO
- 1 TIRANTE
- 1 PORCA
- 1 MANÍPULO
- 1 ARRUELA
- 1 BUJÃO
- 1 PINO

- FRONT AXLE ASSY
- BOLT
- WASHER
- SHIELD
- PIPE
- DRIVE SHAFT
- NUT
- BOLT
- BOLT
- SHIM
- SHIM
- SHIM
- SHIM
- SHIM
- SHIM
- PIN
- PIN
- CRAMP
- BRACKET
- O RING
- GUARD
- CLAMP
- CLAMP
- NUT
- WASHER
- LEVER
- BOLT
- WASHER
- DOWEL
- BOLT
- WASHER
- WASHER
- BRACKET
- GROMMET
- ROD
- NUT
- KNOB
- WASHER
- PLUG
- PIN

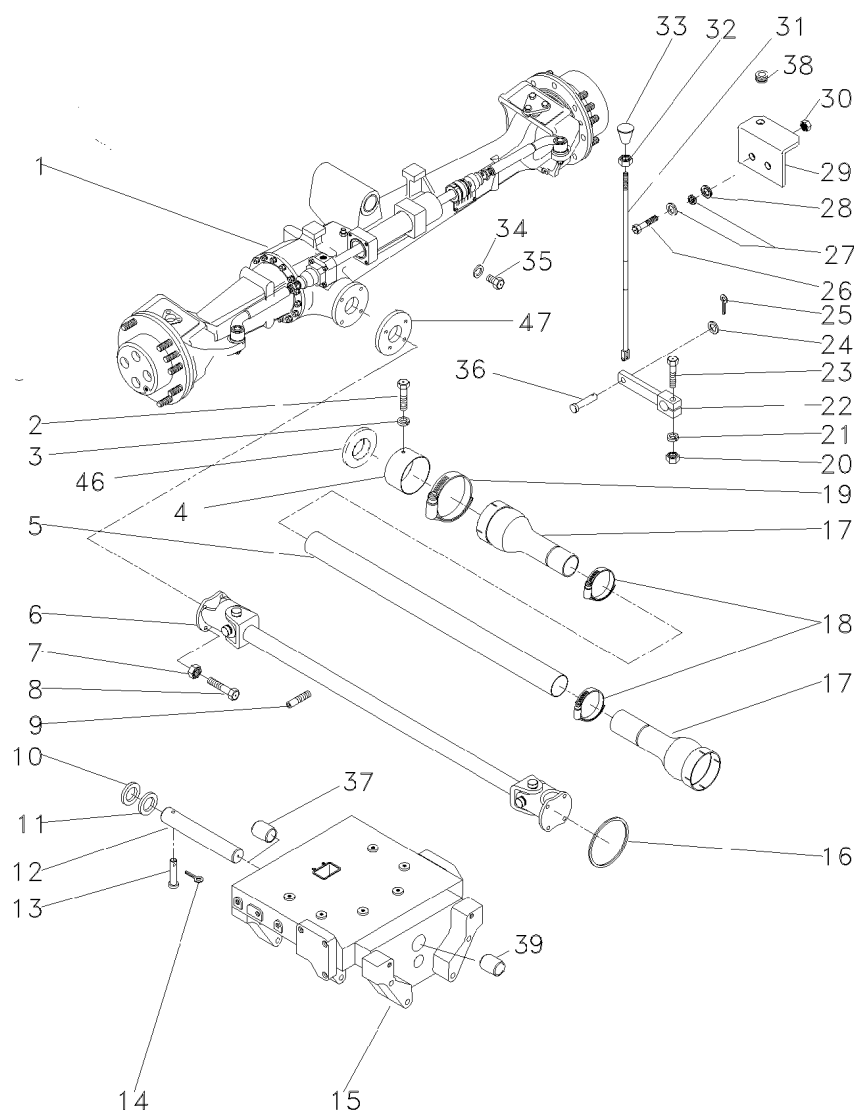
- CONJ. EJE DELANT
- PERNO
- ARANDELA
- BLINDAJE
- CANO
- EJE DE MANDO
- TUERCA
- PERNO
- PERNO
- CALCE
- CALCE
- CALCE
- CALCE
- CALCE
- CALCE
- PASADOR
- PASADOR
- PASADOR
- SOPORTE
- JUNTA TORICA
- DEFENSA
- ABRAZADERA
- ABRAZADERA
- TUERCA
- ARANDELA
- PALANCA
- PERNO
- ARANDELA
- CENTRAJE
- PERNO
- ARANDELA
- ARANDELA
- SOPORTE
- PASACABLE
- VARILLA
- TUERCA
- POMO
- ARANDELA
- TAPON
- PASADOR

Eixo Dianteiro
Front Axle
Eje Delantero

4 Rodas Motrizes
4 Wheels Drive
4 Ruedas Motriz

60-70

Estreito Com Creeper - Tração Lateral
Narrow With Creeper - Side Drive
Estrecho Con Creeper - Tracción Lateral



- 1 061356T1
- 1 339124X1
- 3 353446X1
- 4 036903P1
- 5 036911P1
- 6 6235742M91
- 7 353431X1
- 8 353540X1
- 9 355835X1
- 10 898017M2
- 11 882868M2
- 11 882869M2
- 11 898018M2
- 11 898019M2
- 11 898020M2
- 12 058456P1
- 13 033992P1
- 14 195414M1
- 15 037309P3
- 16 1441271X1
- 17 1688236M93
- 18 490804M1
- 19 338623X1
- 20 355566X1
- 21 353434X1
- 22 036838S1
- 23 354264X1
- 24 353756X1
- 25 354059X1
- 26 391176X1
- 27 339024X1
- 27 339374X1
- 28 1869272M1
- 29 037041P1
- 30 339169X1
- 31 3146704M91
- 32 353430X1
- 33 3410152M1
- 34 181142M1
- 35 037045T1
- 36 832813M1
- 37 058458P1
- 38 366195X1
- 39 058457P1
- 46 064080P1
- 47 064016P1

60-185 No
60-190 No
60-195 No
60-200 No
60-205 No
M8x1,25x16

60-136 No
3/8x24
3/8x24x1.1/4

1.17/1.12MM
1.30/1.25MM
0.73/0.67MM
0.92/0.87MM
1,04/0.99MM

3/8x16

3/8x16x1.1/4

3/8x24

- 1 CJ. EIXO DIANT.
- 1 CJ. EIXO DIANT.
- 1 CJ. EIXO DIANT.
- 1 CJ. EIXO DIANT.
- 1 CJ. EIXO DIANT.
- 2 PARAFUSO
- 2 ARRUELA
- 1 BLINDAGEM
- 1 TUBO
- 1 CARDAN
- 8 PORCA
- 4 PARAFUSO
- 1 PARAFUSO
- 2 CALÇO
- X CALÇO
- X CALÇO
- X CALÇO
- X CALÇO
- X CALÇO
- 1 PINO
- 1 PINO
- 1 GRAMPO
- 1 SUPORTE
- 1 ANEL "O"
- 2 PROTEÇÃO
- 2 BRAÇADEIRA
- 2 BRAÇADEIRA
- 1 PORCA
- 1 ARRUELA
- 1 ALAVANCA
- 1 PARAFUSO
- 1 ARRUELA
- 1 CONTRAPINO
- 2 PARAFUSO
- 4 ARRUELA
- 2 ARRUELA
- 2 ESPAÇADOR
- 1 SUPORTE
- 2 PORCA
- 1 TIRANTE
- 1 PORCA
- 1 MANÍPULO
- 1 ARRUELA
- 1 BUJÃO
- 1 PINO
- 1 BUCHA
- 1 PASSA-FIO
- 1 BUCHA
- 1 CHAPA
- 1 FLANGE

FRONT AXLE ASSY
FRONT AXLE ASSY
FRONT AXLE ASSY
FRONT AXLE ASSY
FRONT AXLE ASSY
BOLT
WASHER
SHIELD
PIPE
DRIVE SHAFT
NUT
BOLT
BOLT
SHIM
SHIM
SHIM
SHIM
SHIM
SHIM
PIN
PIN
CRAMP
BRACKET
O RING
GUARD
CLAMP
CLAMP
NUT
WASHER
LEVER
BOLT
WASHER
DOWEL
BOLT
WASHER
WASHER
SPACER
BRACKET
NUT
ROD
NUT
KNOB
WASHER
PLUG
PIN
BUSH
GROMMET
BUSH
PLATE
FLANGE

CONJ. EJE DELANT
CONJ. EJE DELANT
CONJ. EJE DELANT
CONJ. EJE DELANT
CONJ. EJE DELANT
PERNO
ARANDELA
BLINDAJE
CANO
EJE DE MANDO
TUERCA
PERNO
PERNO
CALCE
CALCE
CALCE
CALCE
CALCE
CALCE
PASADOR
PASADOR
PASADOR
SOPORTE
JUNTA TORICA
DEFENSA
ABRAZADERA
ABRAZADERA
TUERCA
ARANDELA
PALANCA
PERNO
ARANDELA
CENTRAJE
PERNO
ARANDELA
ARANDELA
PIEZA DISTANCIA
SOPORTE
TUERCA
VARILLA
TUERCA
POMO
ARANDELA
TAPON
PASADOR
CASQUILLO
PASACABLE
CASQUILLO
CHAPA
PLETINA

T0214066

EF08Z014

C025002 E06 (1)

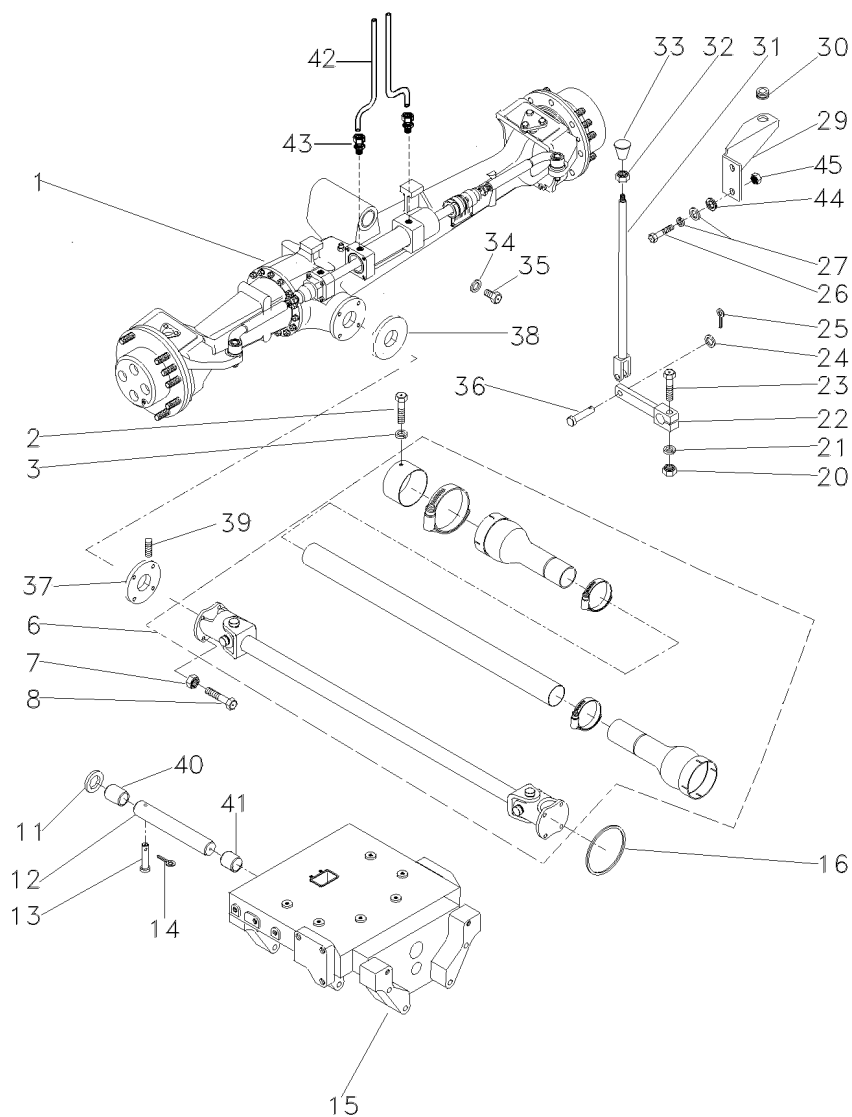
06/09

60-70

Eixo Dianteiro
Front Axle
Eje Delantero

60-75

Estreito Com Creeper - Tração Lateral
Narrow With Creeper - Side Drive
Estrecho Con Creeper - Tracción Lateral



- 1 073147N1
- 2 339124X1
- 3 353446X1
- 6 6235742M91
- 6 036903P1
- 6 036911P1
- 6 1688236M93
- 6 490804M1
- 6 338623X1
- 7 353431X1
- 8 353540X1
- 11 882868M2
- 11 882869M2
- 11 898018M2
- 11 898019M2
- 11 898020M2
- 12 058456P1
- 13 033992P1
- 14 195414M1
- 15 037309P4
- 16 1441271X1
- 20 355566X1
- 21 353434X1
- 22 036838S1
- 23 354264X1
- 24 353756X1
- 25 354059X1
- 26 391176X1
- 27 339024X1
- 29 037041P1
- 30 366195X1
- 31 6213230M92
- 32 353430X1
- 33 3410152M1
- 34 181142M1
- 35 037045T1
- 36 832813M1
- 37 064016P1
- 38 064080P1
- 39 355835X1
- 40 058458P1
- 41 058457P1
- 42 022313T2
- 43 3411947M91
- 44 1869272M1
- 45 339169X1

60-150 No

60-136 No

1.17/1.12MM
1.30/1.25MM
0.73/0.67MM
0.92/0.87MM
1.04/0.99MM

- 1 CJ. EIXO DIANT.
- 2 PARAFUSO
- 2 ARRUELA
- 1 CARDAN
- 1 BLINDAGEM
- 1 TUBO
- 2 PROTEÇÃO
- 2 BRAÇADEIRA
- 2 BRAÇADEIRA
- 8 PORCA
- 8 PARAFUSO
- X CALÇO
- X CALÇO
- X CALÇO
- X CALÇO
- X CALÇO
- 1 PINO
- 1 PINO
- 1 GRAMPO
- 1 SUPORTE
- 1 ANEL "O"
- 1 PORCA
- 1 ARRUELA
- 1 ALAVANCA
- 1 PARAFUSO
- 1 ARRUELA
- 1 CONTRAPINO
- 2 PARAFUSO
- 4 ARRUELA
- 1 SUPORTE
- 1 PASSA-FIO
- 1 CJ. TIRANTE
- 1 PORCA
- 1 MANÍPULO
- 1 ARRUELA
- 1 BUJÃO
- 1 PINO
- 1 FLANGE
- 1 CHAPA
- 1 PARAFUSO
- 1 BUCHA
- 1 BUCHA
- 2 MANGUEIRA
- 2 CONEXÃO
- 2 ESPAÇADOR
- 2 PORCA

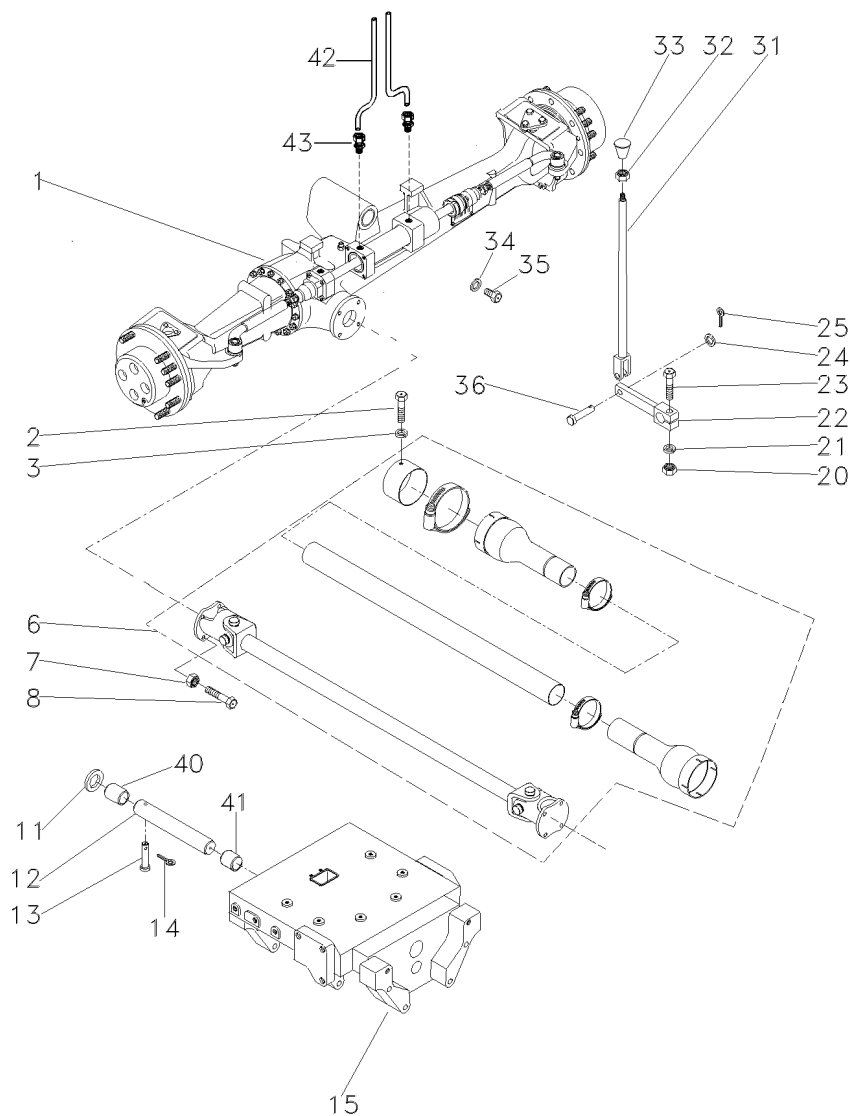
- FRONT AXLE ASSY
- BOLT
- WASHER
- DRIVE SHAFT
- SHIELD
- PIPE
- GUARD
- CLAMP
- CLAMP
- NUT
- BOLT
- SHIM
- SHIM
- SHIM
- SHIM
- SHIM
- PIN
- PIN
- CRAMP
- BRACKET
- O RING
- NUT
- WASHER
- LEVER
- BOLT
- WASHER
- DOWEL
- BOLT
- WASHER
- BRACKET
- GROMMET
- KIT, ROD
- NUT
- KNOB
- WASHER
- PLUG
- PIN
- FLANGE
- PLATE
- BOLT
- BUSH
- BUSH
- HOSE
- CONNECTION
- SPACER
- NUT

- CONJ. EJE DELANT
- PERNO
- ARANDELA
- EJE DE MANDO
- BLINDAJE
- CANO
- DEFENSA
- ABRAZADERA
- ABRAZADERA
- TUERCA
- PERNO
- CALCE
- CALCE
- CALCE
- CALCE
- CALCE
- CALCE
- PASADOR
- PASADOR
- PASADOR
- SOPORTE
- JUNTA TORICA
- TUERCA
- ARANDELA
- PALANCA
- PERNO
- ARANDELA
- CENTRAJE
- PERNO
- ARANDELA
- SOPORTE
- PASACABLE
- JUEGO DE BIELAS
- TUERCA
- POMO
- ARANDELA
- TAPON
- PASADOR
- PLETINA
- CHAPA
- PERNO
- CASQUILLO
- CASQUILLO
- FLEXIBLE
- CONEXION
- PIEZA DISTANCIA
- TUERCA

Eixo Dianteiro
Front Axle
Eje Delantero

60-80

Estreito Sem Creeper - Tração Lateral
Narrow Without Creeper - Side Drive
Estrecho Sin Creeper - Tracción Lateral



- 1 073147N1
- 2 339124X1
- 3 353446X1
- 6 6235741M91
- 6 036903P1
- 6 6234076M1
- 6 1688236M93
- 6 490804M1
- 6 338623X1
- 7 353431X1
- 8 353540X1
- 8 353538X1
- 11 882868M2
- 11 882869M2
- 11 898018M2
- 11 898019M2
- 11 898020M2
- 12 058456P1
- 13 033992P1
- 14 195414M1
- 15 037309P4
- 20 355566X1
- 21 353434X1
- 22 036838S1
- 23 354264X1
- 24 353756X1
- 25 354059X1
- 30 366195X1
- 31 6213230M92
- 32 353430X1
- 33 3410152M1
- 34 181142M1
- 35 037045T1
- 36 832813M1
- 40 058458P1
- 41 058457P1
- 42 022313T2
- 43 3411947M91

👁 60-150 No

👁 60-135 No

⚡ 1.17/1.12MM
⚡ 1.30/1.25MM
⚡ 0.73/0.67MM
⚡ 0.92/0.87MM
⚡ 1.04/0.99MM

- 1 CJ. EIXO DIANT.
- 2 PARAFUSO
- 2 ARRUELA
- 1 CARDAN
- 1 BLINDAGEM
- 1 TUBO
- 2 PROTEÇÃO
- 2 BRAÇADEIRA
- 2 BRAÇADEIRA
- 8 PORCA
- 4 PARAFUSO
- 4 PARAFUSO
- X CALÇO
- X CALÇO
- X CALÇO
- X CALÇO
- X CALÇO
- 1 PINO
- 1 PINO
- 1 GRAMPO
- 1 SUPORTE
- 1 PORCA
- 1 ARRUELA
- 1 ALAVANCA
- 1 PARAFUSO
- 1 ARRUELA
- 1 CONTRAPINO
- 1 PASSA-FIO
- 1 CJ. TIRANTE
- 1 PORCA
- 1 MANÍPULO
- 1 ARRUELA
- 1 BUJÃO
- 1 PINO
- 1 BUCHA
- 1 BUCHA
- 2 MANGUEIRA
- 2 CONEXÃO

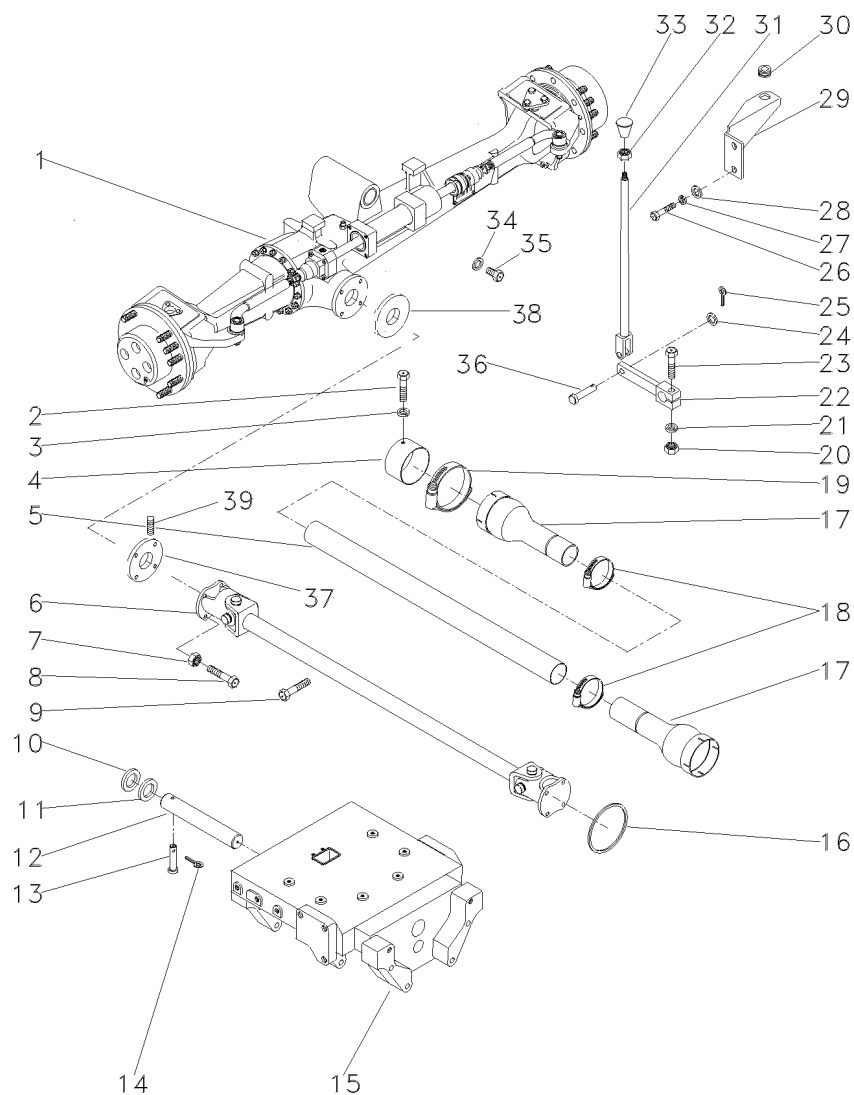
- FRONT AXLE ASSY
- BOLT
- WASHER
- DRIVE SHAFT
- SHIELD
- PIPE
- GUARD
- CLAMP
- CLAMP
- NUT
- BOLT
- BOLT
- SHIM
- SHIM
- SHIM
- SHIM
- PIN
- PIN
- CRAMP
- BRACKET
- NUT
- WASHER
- LEVER
- BOLT
- WASHER
- DOWEL
- GROMMET
- KIT, ROD
- NUT
- KNOB
- WASHER
- PLUG
- PIN
- BUSH
- BUSH
- HOSE
- CONNECTION

- CONJ. EJE DELANT
- PERNO
- ARANDELA
- EJE DE MANDO
- BLINDAJE
- CANO
- DEFENSA
- ABRAZADERA
- ABRAZADERA
- TUERCA
- PERNO
- PERNO
- CALCE
- CALCE
- CALCE
- CALCE
- CALCE
- PASADOR
- PASADOR
- PASADOR
- SOPORTE
- TUERCA
- ARANDELA
- PALANCA
- PERNO
- ARANDELA
- CENTRAJE
- PASACABLE
- JUEGO DE BIELAS
- TUERCA
- POMO
- ARANDELA
- TAPON
- PASADOR
- CASQUILLO
- CASQUILLO
- FLEXIBLE
- CONEXION

Eixo Dianteiro
Front Axle
Eje Delantero

60-85

Com Controle Remoto - Com Creeper
With Remote Control - With Creeper
Con Controle Remoto - Con Creeper



- 1 061357T1
- 1 339124X1
- 3 353446X1
- 4 036903P1
- 5 036911P1
- 6 6235742M91
- 7 353431X1
- 8 353540X1
- 9 355835X1
- 10 898017M2
- 11 882868M2
- 11 882869M2
- 11 898018M2
- 11 898019M2
- 11 898020M2
- 12 042735P1
- 13 033992P1
- 14 195414M1
- 15 037309P3
- 16 1441271X1
- 17 1688236M93
- 18 490804M1
- 19 338623X1
- 20 355566X1
- 21 353434X1
- 22 036838S1
- 23 354264X1
- 24 353756X1
- 25 354059X1
- 26 339401X1
- 27 339376X1
- 28 390734X1
- 29 037041P1
- 30 366195X1
- 31 184174M91
- 32 353430X1
- 33 3410152M1
- 34 181142M1
- 35 037045T1
- 36 832813M1
- 37 064016P1
- 38 064080P1
- 39 355835X1

- 60-160 No
- 60-165 No
- 60-170 No
- 60-175 No
- 60-180 No

- 60-136 No

- 1.17/1.12MM
- 1.30/1.25MM
- 0.73/0.67MM
- 0.92/0.87MM
- 1.04/0.99MM

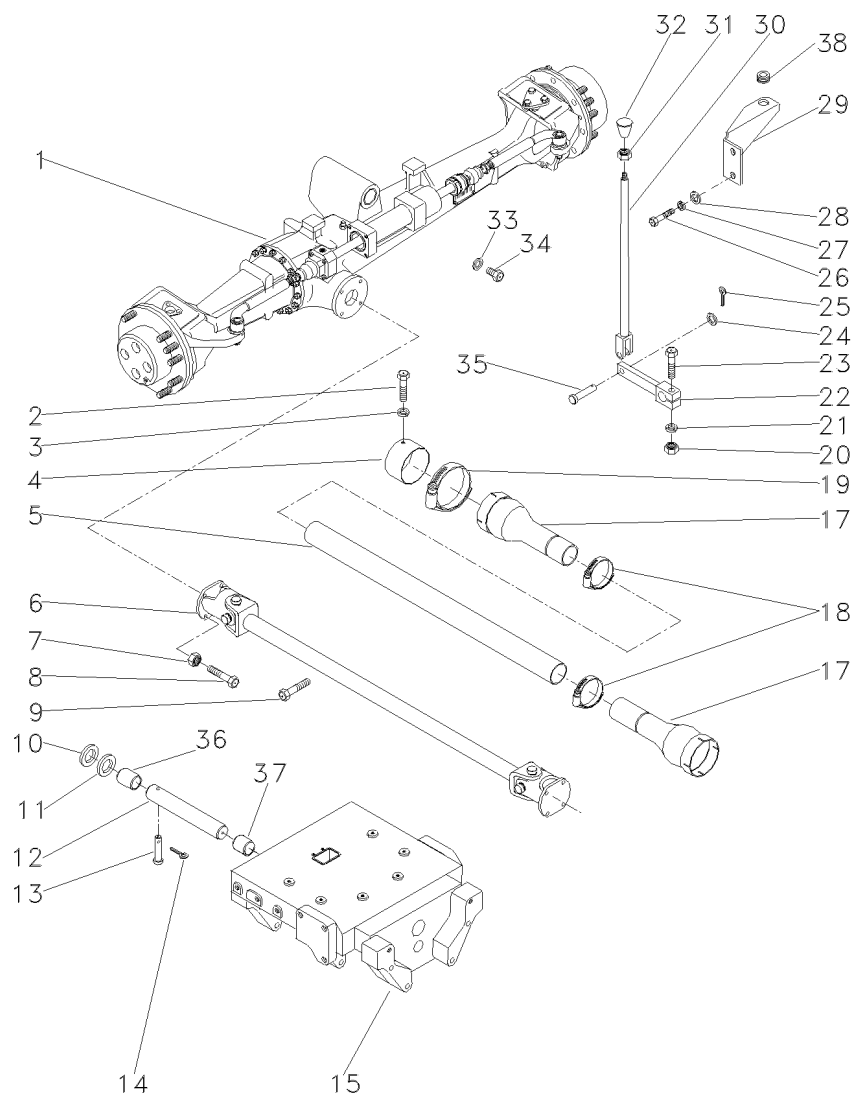
- 1 CJ. EIXO DIANT.
- 1 CJ. EIXO DIANT.
- 1 CJ. EIXO DIANT.
- 1 CJ. EIXO DIANT.
- 1 CJ. EIXO DIANT.
- 2 PARAFUSO
- 2 ARRUELA
- 1 BLINDAGEM
- 1 TUBO
- 1 CARDAN
- 8 PORCA
- 8 PARAFUSO
- 1 PARAFUSO
- 2 CALÇO
- X CALÇO
- X CALÇO
- X CALÇO
- X CALÇO
- X CALÇO
- 1 PINO
- 1 PINO
- 1 GRAMPO
- 1 SUPORTE
- 1 ANEL "O"
- 2 PROTEÇÃO
- 2 BRAÇADEIRA
- 2 BRAÇADEIRA
- 1 PORCA
- 1 ARRUELA
- 1 ALAVANCA
- 1 PARAFUSO
- 1 ARRUELA
- 1 CONTRAPINO
- 2 PARAFUSO
- 2 ARRUELA
- 1 ARRUELA
- 1 SUPORTE
- 1 PASSA-FIO
- 1 TIRANTE
- 1 PORCA
- 1 MANÍPULO
- 1 ARRUELA
- 1 BUJÃO
- 1 PINO
- 1 FLANGE
- 1 CHAPA
- 1 PARAFUSO

- FRONT AXLE ASSY
- FRONT AXLE ASSY
- FRONT AXLE ASSY
- FRONT AXLE ASSY
- FRONT AXLE ASSY
- BOLT
- WASHER
- SHIELD
- PIPE
- DRIVE SHAFT
- NUT
- BOLT
- BOLT
- SHIM
- SHIM
- SHIM
- SHIM
- SHIM
- SHIM
- PIN
- PIN
- CRAMP
- BRACKET
- O RING
- GUARD
- CLAMP
- CLAMP
- NUT
- WASHER
- LEVER
- BOLT
- WASHER
- DOWEL
- BOLT
- WASHER
- WASHER
- BRACKET
- GROMMET
- ROD
- NUT
- KNOB
- WASHER
- PLUG
- PIN
- FLANGE
- PLATE
- BOLT

- CONJ. EJE DELANT
- CONJ. EJE DELANT
- CONJ. EJE DELANT
- CONJ. EJE DELANT
- CONJ. EJE DELANT
- PERNO
- ARANDELA
- BLINDAJE
- CANO
- EJE DE MANDO
- TUERCA
- PERNO
- PERNO
- CALCE
- CALCE
- CALCE
- CALCE
- CALCE
- CALCE
- PASADOR
- PASADOR
- PASADOR
- SOPORTE
- JUNTA TORICA
- DEFENSA
- ABRAZADERA
- ABRAZADERA
- TUERCA
- ARANDELA
- PALANCA
- PERNO
- ARANDELA
- CENTRAJE
- PERNO
- ARANDELA
- ARANDELA
- SOPORTE
- PASACABLE
- VARILLA
- TUERCA
- POMO
- ARANDELA
- TAPON
- PASADOR
- PLETINA
- CHAPA
- PERNO

Eixo Dianteiro
Front Axle
Eje Delantero

60-90



- 1 063119N1
- 1 063120N1
- 2 339124X1
- 3 353446X1
- 4 036903P1
- 5 036911P1
- 6 6235741M91
- 7 353431X1
- 8 353540X1
- 9 391120X1
- 10 6203409M1
- 11 882868M2
- 11 882869M2
- 11 898018M2
- 11 898019M2
- 11 898020M2
- 12 058456P1
- 13 033992P1
- 14 195414M1
- 15 037309P3
- 17 1688236M93
- 18 490804M1
- 19 338623X1
- 20 355566X1
- 21 353434X1
- 22 036838S1
- 23 354264X1
- 24 353756X1
- 25 354059X1
- 26 339401X1
- 27 339376X1
- 28 390734X1
- 29 036859P1
- 30 184174M91
- 31 353430X1
- 32 3410152M1
- 33 181142M1
- 34 037045T1
- 35 832813M1
- 36 058458P1
- 37 058457P1
- 38 366195X1

CARRARO

60-210 No

ZF

60-215 No

60-135 No

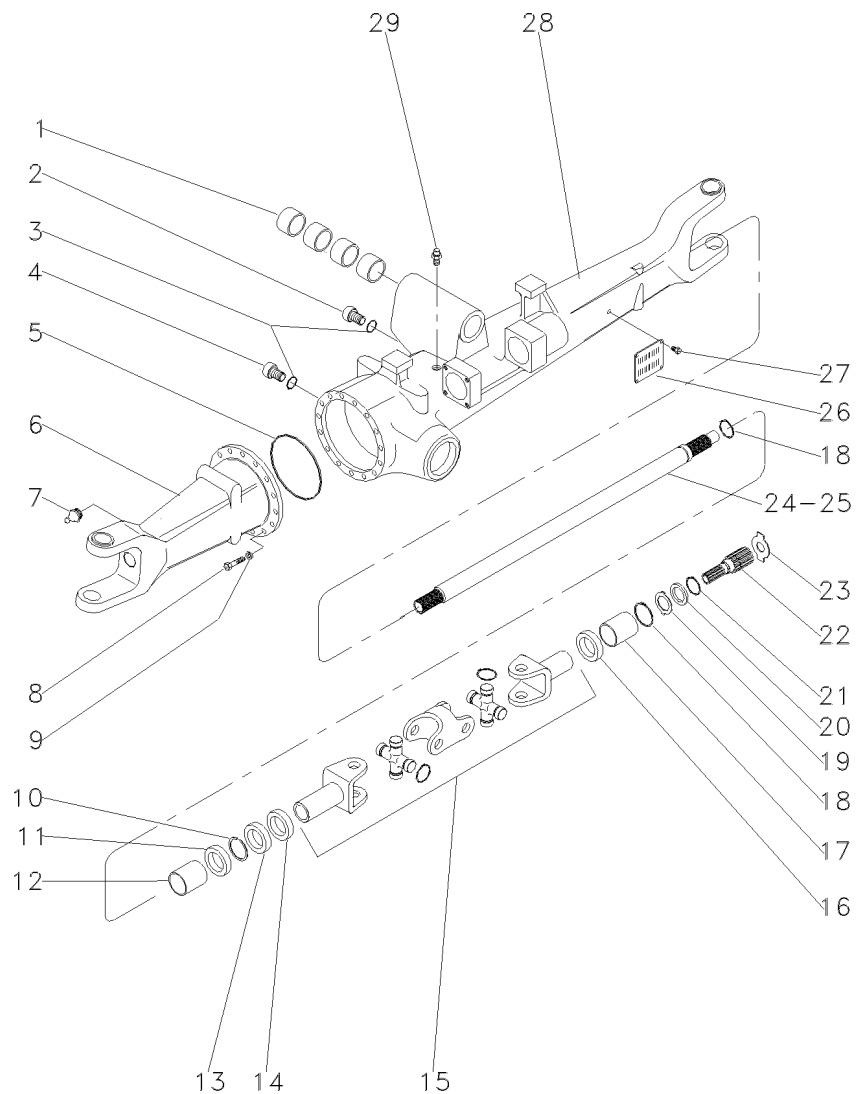
- 1.17/1.12MM
- 1.30/1.25MM
- 0.73/0.67MM
- 0.92/0.87MM
- 1.04/0.99MM

1 CJ. EIXO DIANT.	FRONT AXLE ASSY	CONJ. EJE DELANT
1 CJ. EIXO DIANT.	FRONT AXLE ASSY	CONJ. EJE DELANT
2 PARAFUSO	BOLT	PERNO
2 ARRUELA	WASHER	ARANDELA
1 BLINDAGEM	SHIELD	BLINDAJE
1 TUBO	PIPE	CANO
1 CARDAN	DRIVE SHAFT	EJE DE MANDO
8 PORCA	NUT	TUERCA
4 PARAFUSO	BOLT	PERNO
1 PARAFUSO	BOLT	PERNO
1 ARRUELA	WASHER	ARANDELA
X CALÇO	SHIM	CALCE
X CALÇO	SHIM	CALCE
X CALÇO	SHIM	CALCE
X CALÇO	SHIM	CALCE
X CALÇO	SHIM	CALCE
1 PINO	PIN	PASADOR
1 PINO	PIN	PASADOR
1 GRAMPO	CRAMP	PASADOR
1 SUPORTE	BRACKET	SOPORTE
2 PROTEÇÃO	GUARD	DEFENSA
2 BRAÇADEIRA	CLAMP	ABRAZADERA
2 BRAÇADEIRA	CLAMP	ABRAZADERA
1 PORCA	NUT	TUERCA
1 ARRUELA	WASHER	ARANDELA
1 ALAVANCA	LEVER	PALANCA
1 PARAFUSO	BOLT	PERNO
1 ARRUELA	WASHER	ARANDELA
1 CONTRAPINO	DOWEL	CENTRAJE
2 PARAFUSO	BOLT	PERNO
2 ARRUELA	WASHER	ARANDELA
2 ARRUELA	WASHER	ARANDELA
1 SUPORTE	BRACKET	SOPORTE
1 TIRANTE	ROD	VARILLA
1 PORCA	NUT	TUERCA
1 MANÍPULO	KNOB	POMO
1 ARRUELA	WASHER	ARANDELA
1 BUJÃO	PLUG	TAPON
1 PINO	PIN	PASADOR
1 BUCHA	BUSH	CASQUILLO
1 BUCHA	BUSH	CASQUILLO
1 PASSA-FIO	GROMMET	PASACABLE

Eixo Dianteiro
Front Axle
Eje Delantero

Zf-Apl335-Tração Lateral
Zf - Apl335-Side Drive
Zf - Apl335-Traccion Lateral

60-95











- 1 050646R1
- 2 056600R1
- 3 033556R1
- 4 3603226M1
- 5 033718R1
- 6 040663R1
- 7 033606R1
- 8 033717R1
- 9 033716R1
- 10 027544R1
- 11 027536R1
- 12 3603228M1
- 13 027539R1
- 14 033227R1
- 15 040658R1
- 16 040675R1
- 17 3603235M1
- 18 033620R1
- 19 3170348M1
- 20 3176337M1
- 21 033549R1
- 22 033619R1
- 23 020843R1
- 23 033618R1
- 23 3176343M1
- 23 3176344M1
- 23 3603293M1
- 23 3603294M1
- 24 040659R1
- 25 040688R1
- 26 3588127M1
- 27 3588126M1
- 28 040664R1
- 29 033609R1

- 4 BUCHA
1 BUJÃO
2 ANEL "O"
1 BUJÃO
1 ANEL "O"
1 CARCAÇA
2 GRAXEIRA
16 PARAFUSO
16 ARRUELA
4 ANEL TRAVA
4 RETENTOR
2 BUCHA
2 RETENTOR
2 PROTETOR
2 ARTICULAÇÃO
1 RETENTOR
2 BUCHA
2 ANEL TRAVA
2 ARRUELA
2 ARRUELA
2 ANEL TRAVA
2 EIXO
1 CALÇO
1 CALÇO
1 ARRUELA
1 ARRUELA
1 ARRUELA
1 ARRUELA
1 EIXO
1 EIXO
1 PLACA
4 REBITE
1 CARCAÇA
1 VÁLVULA

- BUSH
PLUG
O RING
PLUG
O RING
HOUSING
GREASER
BOLT
WASHER
CIRCLIP
SEAL
BUSH
OIL SEAL
PROTECTOR
KNUCKLE
OIL SEAL
BUSH
CIRCLIP
WASHER
WASHER
CIRCLIP
SHAFT
SHIM
SHIM
WASHER
WASHER
WASHER
WASHER
SHAFT
SHAFT
PLATE
RIVET
HOUSING
VALVE

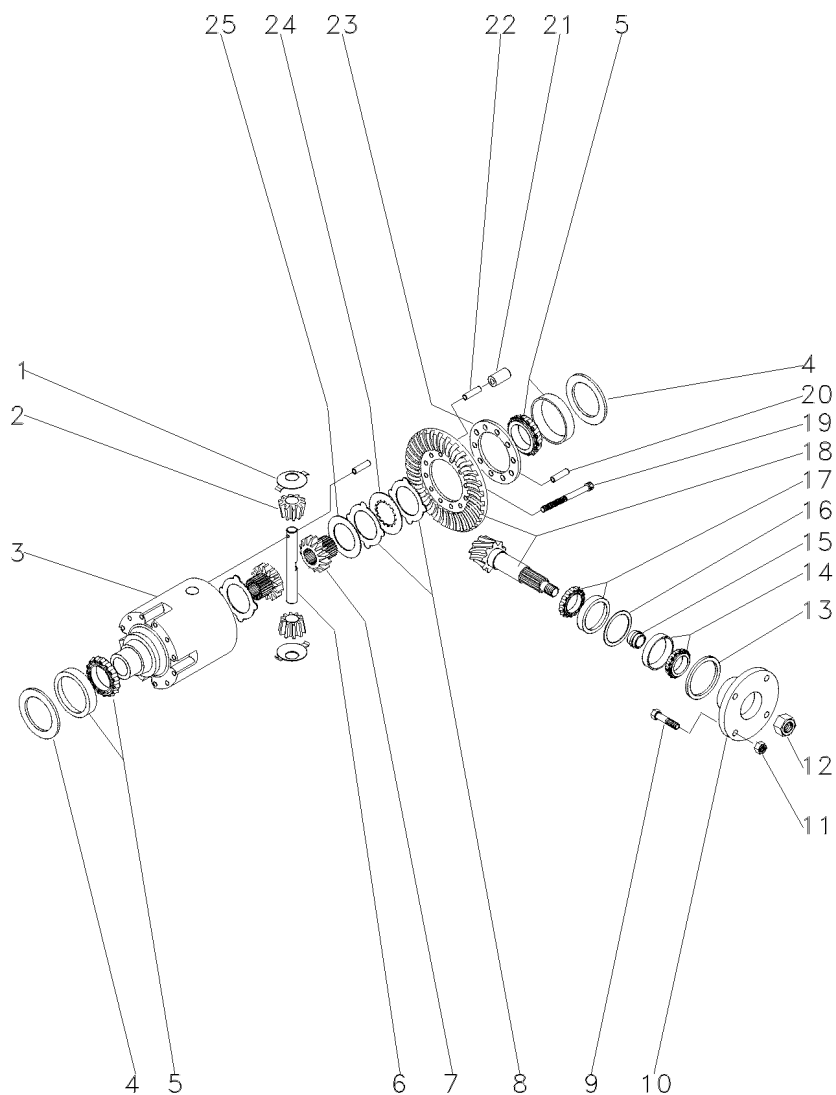
- CASQUILLO
TAPON
JUNTA TORICA
TAPON
JUNTA TORICA
ALOJAMIENTO
ENGRASADOR
PERNO
ARANDELA
CIRCULITO
RETEN
CASQUILLO
BUJE RETENACEITE
PROTECTOR
CHARNELA
BUJE RETENACEITE
CASQUILLO
CIRCULITO
ARANDELA
ARANDELA
CIRCULITO
ARBOL
CALCE
CALCE
ARANDELA
ARANDELA
ARANDELA
ARANDELA
ARBOL
ARBOL
PLATO
REMACHE
ALOJAMIENTO
VALVULA

 1,7 MM
 2,2 MM
 1,5 MM
 2,0 MM
 2,5 MM
 3,0 MM
 3,5 MM
 4,0 MM

Eixo Dianteiro
Front Axle
Eje Delantero

Zf-Apl335-Tração Lateral
Zf - Apl335-Side Drive
Zf - Apl335-Traccion Lateral

60-100



1	033681R1		2	ARRUELA	WASHER	ARANDELA
2	040662R1		2	ENGRENAGEM	GEAR	ENGRANAJE
3	033691R1		X	CARCAÇA	HOUSING	ALOJAMIENTO
4	033694R1	▲▲ 0,60 MM	X	CALÇO	SHIM	CALCE
4	033695R1	▲▲ 0,70 MM	X	CALÇO	SHIM	CALCE
4	033696R1	▲▲ 0,80 MM	X	CALÇO	SHIM	CALCE
4	033697R1	▲▲ 0,90 MM	X	CALÇO	SHIM	CALCE
4	033698R1	▲▲ 1,00 MM	X	CALÇO	SHIM	CALCE
4	033699R1	▲▲ 1,10 MM	X	CALÇO	SHIM	CALCE
4	033700R1	▲▲ 1,20 MM	X	CALÇO	SHIM	CALCE
4	033701R1	▲▲ 1,30 MM	X	CALÇO	SHIM	CALCE
4	033702R1	▲▲ 1,40 MM	X	CALÇO	SHIM	CALCE
4	033703R1	▲▲ 1,50 MM	X	CALÇO	SHIM	CALCE
4	033704R1	▲▲ 1,60 MM	X	CALÇO	SHIM	CALCE
4	033705R1	▲▲ 1,80MM	X	CALÇO	SHIM	CALCE
4	033706R1	▲▲ 0,50 MM	X	CALÇO	SHIM	CALCE
4	033707R1	▲▲ 0,75 MM	X	CALÇO	SHIM	CALCE
4	033708R1	▲▲ 0,85 MM	X	CALÇO	SHIM	CALCE
4	033709R1	▲▲ 0,95 MM	X	CALÇO	SHIM	CALCE
4	033710R1	▲▲ 1,05 MM	X	CALÇO	SHIM	CALCE
4	033711R1	▲▲ 1,15 MM	X	CALÇO	SHIM	CALCE
4	033712R1	▲▲ 1,25 MM	X	CALÇO	SHIM	CALCE
4	033713R1	▲▲ 1,35 MM	X	CALÇO	SHIM	CALCE
5	033715R1		2	ROLAMENTO	BEARING	COJINETE
6	033690R1		1	EIXO	SHAFT	ARBOL
7	033688R1		2	ENGRENAGEM	GEAR	ENGRANAJE
8	033683R1	▲ 1,2 MM	1	DISCO	DISC	DISCO
8	033684R1	▲▲ 1,1 MM	1	DISCO	DISC	DISCO
8	033685R1	▲▲ 1,3 MM	1	DISCO	DISC	DISCO
8	033686R1	▲▲ 1,4 MM	1	DISCO	DISC	DISCO
9	040673R1		4	PARAFUSO	BOLT	PERNO
10	040671R1		1	FLANGE	FLANGE	PLETINA
11	040674R1		4	PORCA	NUT	TUERCA
12	033551R1		1	PORCA	NUT	TUERCA
13	040690R1		1	RETENTOR	OIL SEAL	BUJE RETENACEITE
14	040691R1		1	ROLAMENTO	BEARING	COJINETE
15	033641R1	▲ 11,30 MM	X	CALÇO	SHIM	CALCE
15	033642R1	▲▲ 11,33 MM	X	CALÇO	SHIM	CALCE
15	033643R1	▲▲ 11,36 MM	X	CALÇO	SHIM	CALCE
15	033644R1	▲▲ 11,39 MM	X	CALÇO	SHIM	CALCE
15	033645R1	▲▲ 11,42 MM	X	CALÇO	SHIM	CALCE
15	033646R1	▲▲ 11,45 MM	X	CALÇO	SHIM	CALCE
15	033647R1	▲▲ 11,48 MM	X	CALÇO	SHIM	CALCE
15	033648R1	▲▲ 11,51 MM	X	CALÇO	SHIM	CALCE
15	033649R1	▲▲ 11,54 MM	X	CALÇO	SHIM	CALCE
15	033650R1	▲▲ 11,57 MM	X	CALÇO	SHIM	CALCE
15	033651R1	▲▲ 11,60 MM	X	CALÇO	SHIM	CALCE
15	033652R1	▲▲ 11,63 MM	X	CALÇO	SHIM	CALCE
15	033653R1	▲▲ 11,66 MM	X	CALÇO	SHIM	CALCE
15	033654R1	▲▲ 11,69 MM	X	CALÇO	SHIM	CALCE

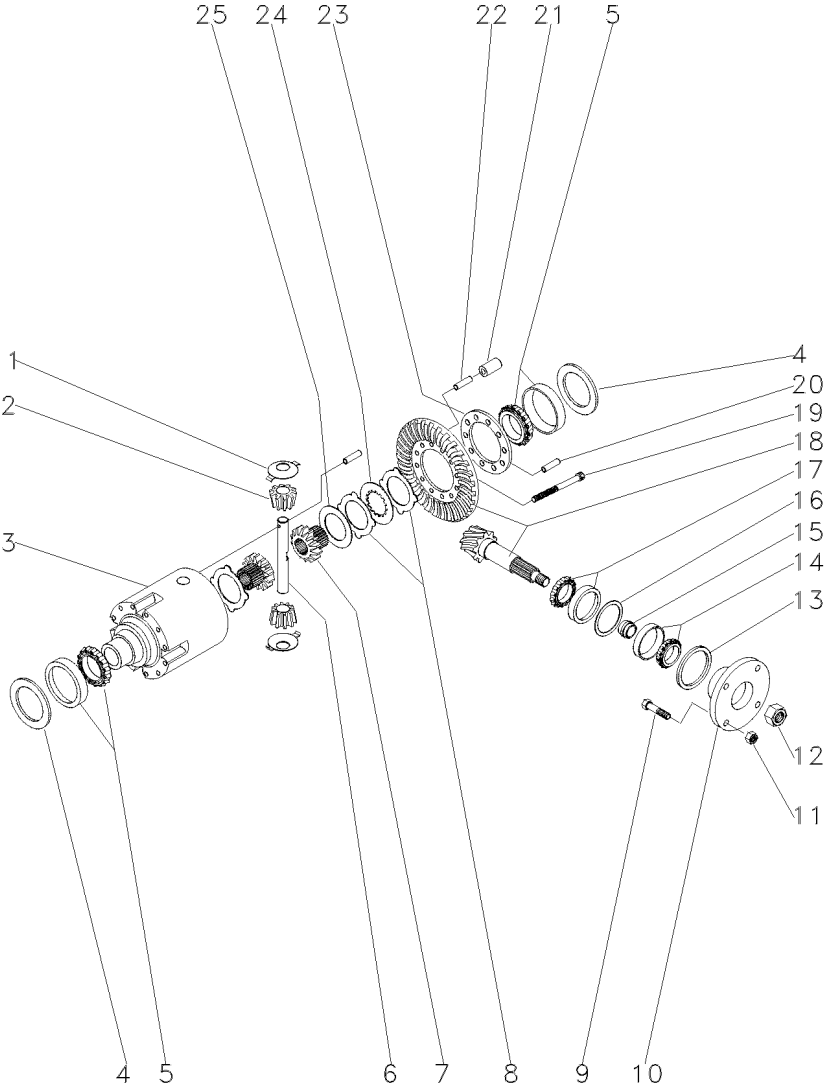
037035T1B

N083Z012

C025002 E06 (1)

06/09

60-100

	15	033656R1	▲	11,72 MM	X	CALÇO	SHIM	CALCE
	15	033657R1	▲	11,75 MM	X	CALÇO	SHIM	CALCE
	15	033658R1	▲	11,78 MM	X	CALÇO	SHIM	CALCE
	15	033659R1	▲	11,81 MM	X	CALÇO	SHIM	CALCE
	15	033660R1	▲	11,87 MM	X	CALÇO	SHIM	CALCE
	15	033661R1	▲	11,90 MM	X	CALÇO	SHIM	CALCE
	15	033662R1	▲	11,93 MM	X	CALÇO	SHIM	CALCE
	15	033663R1	▲	11,96 MM	X	CALÇO	SHIM	CALCE
	15	033664R1	▲	11,99 MM	X	CALÇO	SHIM	CALCE
	15	033665R1	▲	12,02 MM	X	CALÇO	SHIM	CALCE
	15	033666R1	▲	12,05 MM	X	CALÇO	SHIM	CALCE
	15	033667R1	▲	12,08 MM	X	CALÇO	SHIM	CALCE
	15	033668R1	▲	12,11 MM	X	CALÇO	SHIM	CALCE
	15	033669R1	▲	12,14 MM	X	CALÇO	SHIM	CALCE
	15	033670R1	▲	12,17 MM	X	CALÇO	SHIM	CALCE
	15	033671R1	▲	12,20 MM	X	CALÇO	SHIM	CALCE
	15	033672R1	▲	12,23 MM	X	CALÇO	SHIM	CALCE
	15	033673R1	▲	12,26 MM	X	CALÇO	SHIM	CALCE
	15	033674R1	▲	12,29 MM	X	CALÇO	SHIM	CALCE
	15	033675R1	▲	12,32 MM	X	CALÇO	SHIM	CALCE
	15	033676R1	▲	12,35 MM	X	CALÇO	SHIM	CALCE
	15	033677R1	▲	12,38 MM	X	CALÇO	SHIM	CALCE
	16	033625R1	▲	0,50 MM	X	CALÇO	SHIM	CALCE
	16	033626R1	▲	0,60 MM	X	CALÇO	SHIM	CALCE
	16	033627R1	▲	0,70 MM	X	CALÇO	SHIM	CALCE
	16	033628R1	▲	0,80 MM	X	CALÇO	SHIM	CALCE
	16	033629R1	▲	0,90 MM	X	CALÇO	SHIM	CALCE
	16	033630R1	▲	1,00 MM	X	CALÇO	SHIM	CALCE
	16	033631R1	▲	1,10 MM	X	CALÇO	SHIM	CALCE
	16	033632R1	▲	1,30 MM	X	CALÇO	SHIM	CALCE
	16	033633R1	▲	1,40 MM	X	CALÇO	SHIM	CALCE
	16	033634R1	▲	1,50 MM	X	CALÇO	SHIM	CALCE
	16	033635R1	▲	0,65 MM	X	CALÇO	SHIM	CALCE
	16	033636R1	▲	0,75 MM	X	CALÇO	SHIM	CALCE
	16	033637R1	▲	0,85 MM	X	CALÇO	SHIM	CALCE
	16	033638R1	▲	0,95 MM	X	CALÇO	SHIM	CALCE
	16	033639R1	▲	1,05 MM	X	CALÇO	SHIM	CALCE
	16	033640R1	▲	1,15 MM	X	CALÇO	SHIM	CALCE
	16	033789R1	▲	1,20 MM	X	CALÇO	SHIM	CALCE
	17	033678R1			1	ROLAMENTO	BEARING	COJINETE
	18	040661R1	▲	17/32	1	COROA E PINHÃO	KIT, CROWNWHEEL	JUEGO CORONA
	19	033682R1			10	PARAFUSO	BOLT	PERNO
	20	033782R1			1	PINO	PIN	PASADOR
	21	033693R1			5	PINO	PIN	PASADOR
	22	033692R1			5	PINO	PIN	PASADOR
	23	033783R1			1	FLANGE	FLANGE	PLETINA
	24	033687R1			8	DISCO	DISC	DISCO
	25	033680R1			2	ARRUELA	WASHER	ARANDELA

037035T1B

N083Z012

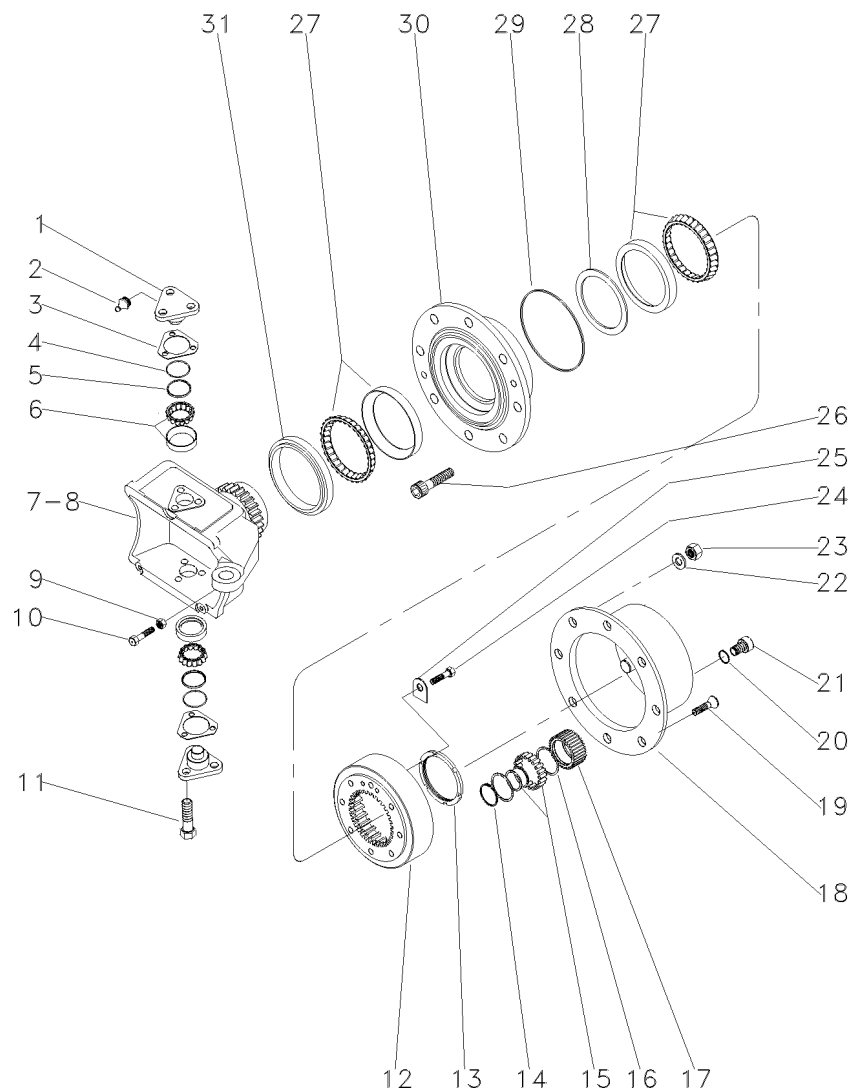
C025002 E06 (1)

06/09 60-100








Eixo Dianteiro
Front Axle
Eje Delantero

Zf-Apl335-Tração Lateral
Zf - Apl335-Side Drive
Zf - Apl335-Traccion Lateral











60-105



- 1 033725R1
2 3176390M1
3 3176313M1
3 3176314M1
3 3176315M1
3 3176319M1
3 3176320M1
3 3588106M1
3 3588107M1
4 033721R1
5 033722R1
6 040665R1
7 033726R1
8 033727R1
9 033608R1
10 040689R1
11 3588113M1
12 033616R1
13 033621R1
14 3587936M1
15 3176341M1
16 3176342M1
17 3176340M1
18 3176339M1
19 3176347M1
20 3176364M1
21 3176345M1
22 3176350M1
23 3176351M1
24 3176333M1
25 033617R1
26 3176349M1
27 033615P1
28 033771R1
28 033772R1
28 033773R1
28 033774R1
28 033775R1
28 033776R1
28 033777R1
28 033778R1
28 033779R1
28 033780R1
28 033781R1
28 040677R1
28 040678R1
28 040679R1
28 040680R1
28 040681R1
28 040682R1

-  0,6 MM
 1,0 MM
 1,4 MM
 0,4 MM
 0,8 MM
 0,2 MM
 0,3 MM

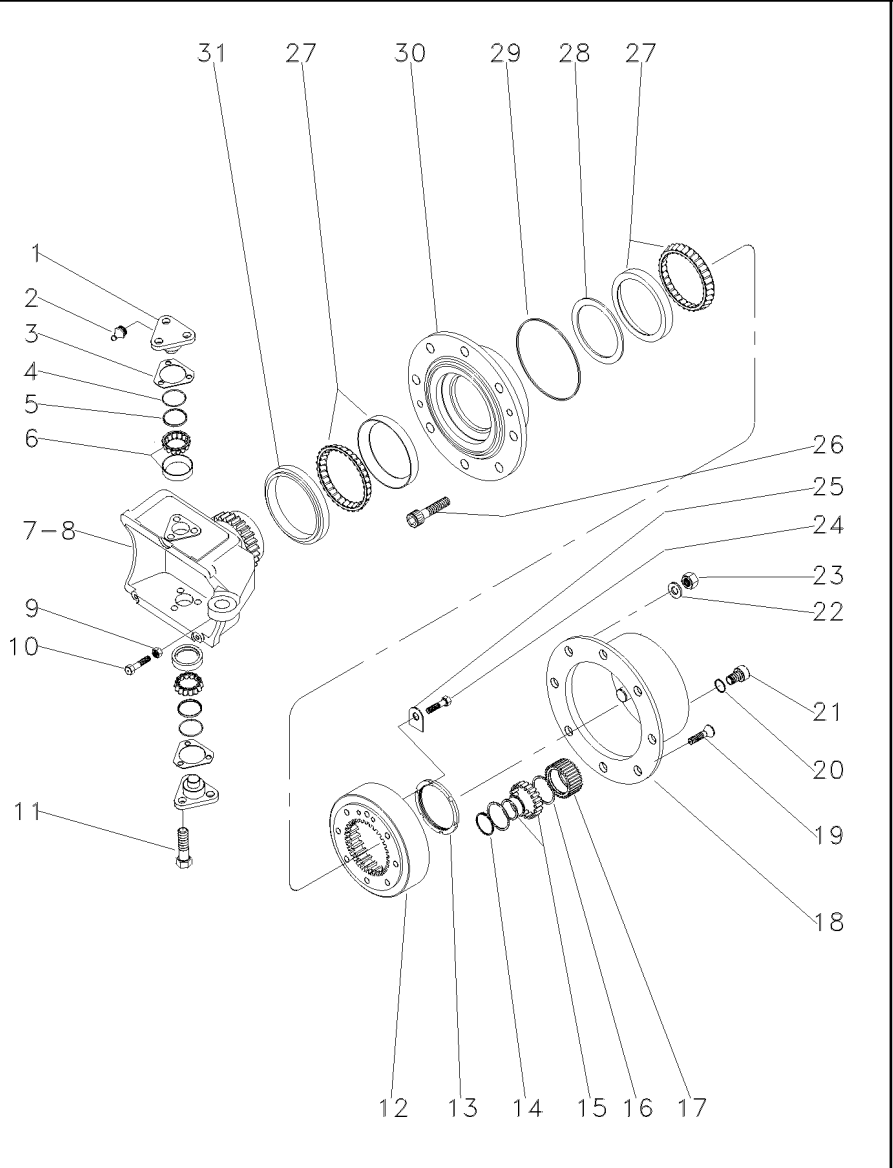


- | | |
|---|-----------|
|  | 10,025 MM |
|  | 10,050 MM |
|  | 10,075 MM |
|  | 10,100 MM |
|  | 10,125 MM |
|  | 10,150 MM |
|  | 10,175 MM |
|  | 10,200 MM |
|  | 10,225 MM |
|  | 10,250 MM |

- [illegible]

- [illegible]

- [illegible]



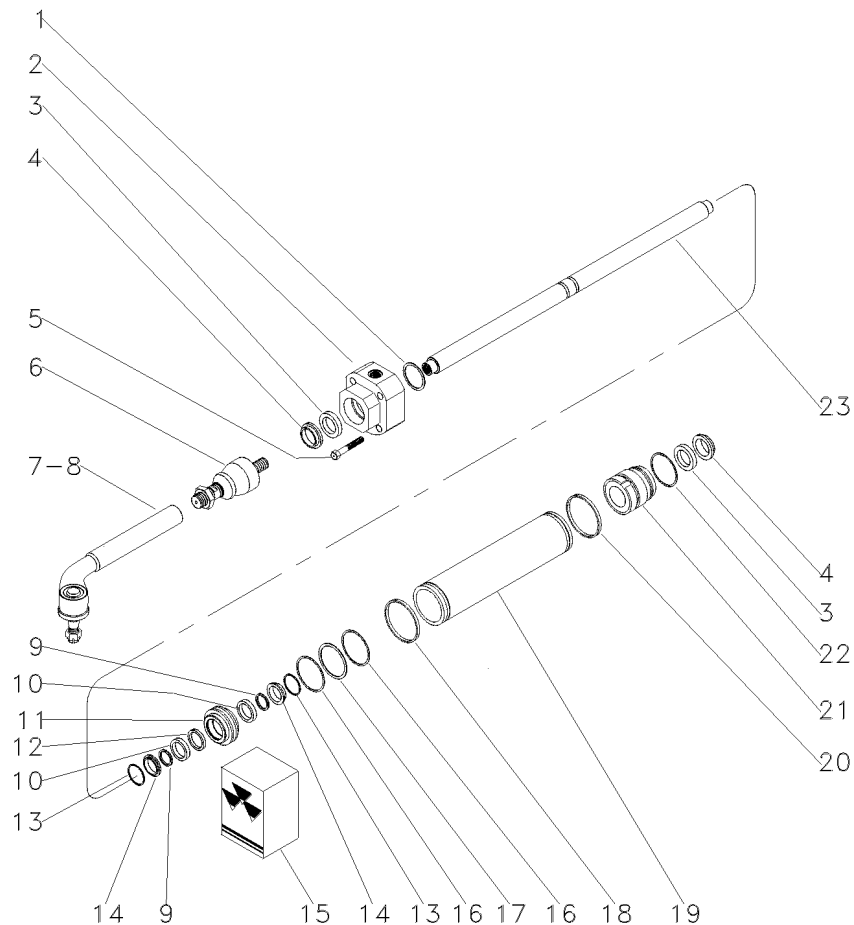
- 28 040683R1
- 28 040684R1
- 28 040685R1
- 28 040686R1
- 28 040687R1
- 29 3176331M1
- 30 033728R1
- 31 033614R1

2 CALÇO	SHIM	CALCE
2 CALÇO	SHIM	CALCE
2 CALÇO	SHIM	CALCE
2 CALÇO	SHIM	CALCE
2 CALÇO	SHIM	CALCE
2 CALÇO	SHIM	CALCE
2 ANEL "O"	O RING	JUNTA TORICA
2 CUBO	HUB	CUBO
2 RETENTOR	OIL SEAL	BUJE RETENACEITE

Eixo Dianteiro
Front Axle
Eje Delantero

Zf-Apl335-Tração Lateral
Zf - Apl335-Side Drive
Zf - Apl335-Traccion Lateral

60-110



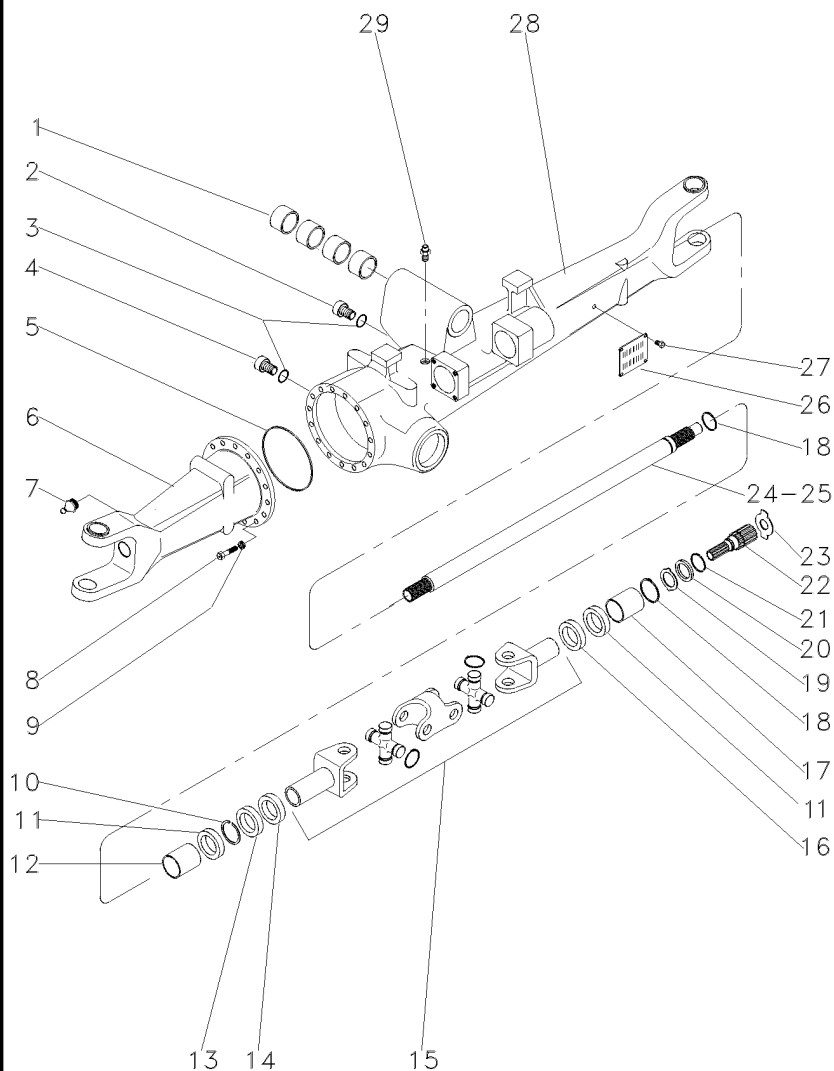
1	033736R1	▶	1,0 MM	X	CALÇO	SHIM	CALCE
1	033737R1	▶	1,1 MM	X	CALÇO	SHIM	CALCE
1	033738R1	▶	1,2 MM	X	CALÇO	SHIM	CALCE
1	033739R1	▶	1,3 MM	X	CALÇO	SHIM	CALCE
1	033740R1	▶	1,4 MM	X	CALÇO	SHIM	CALCE
1	033741R1	▶	1,5 MM	X	CALÇO	SHIM	CALCE
1	033742R1	▶	1,6 MM	X	CALÇO	SHIM	CALCE
1	033743R1	▶	1,7 MM	X	CALÇO	SHIM	CALCE
1	033744R1	▶	1,8 MM	X	CALÇO	SHIM	CALCE
1	033745R1	▶	0,9 MM	X	CALÇO	SHIM	CALCE
2	040666R1	▶		1	GUIA	GUIDE	GUIA
3	033730R1	15		2	ANEL "O"	O RING	JUNTA TORICA
4	033731R1	15		2	ANEL "O"	O RING	JUNTA TORICA
5	033759R1			4	PARAFUSO	BOLT	PERNO
6	050655R1			2	TERMINAL	BALL JOINT	UNION ROTULA
7	050656R1			1	TERMINAL	BALL JOINT	UNION ROTULA
8	050657R1			1	TERMINAL	BALL JOINT	UNION ROTULA
9	033756R1	15		2	ANEL "O"	O RING	JUNTA TORICA
10	033748R1			2	ARRUELA	WASHER	ARANDELA
11	033750R1			1	PISTÃO	PISTON	PISTON
12	033757R1	15		1	ANEL "O"	O RING	JUNTA TORICA
13	033747R1			2	ANEL "O"	O RING	JUNTA TORICA
14	033755R1			2	ANEL "O"	O RING	JUNTA TORICA
15	038054R1			1	JG. REPARO	KIT, REPAIR	JUEGO REPARACION
16	033749R1	15		2	ANEL "O"	O RING	JUNTA TORICA
17	033754R1			1	ANEL "O"	O RING	JUNTA TORICA
18	033746R1	15		1	ANEL "O"	O RING	JUNTA TORICA
19	033733R1			1	CILINDRO	CYLINDER	CILINDRO
20	033746R1			1	ANEL "O"	O RING	JUNTA TORICA
21	033734R1			1	GUIA	GUIDE	GUIA
22	033751R1			1	ANEL "O"	O RING	JUNTA TORICA
23	033732R1			1	HASTE CILINDRO	CYLINDER ROD	BIELA DE CILINDR

Eixo Dianteiro
Front Axle
Eje Delantero

Zf-Apl335-Tração Lateral
Zf - Apl335-Side Drive
Zf - Apl335-Traccion Lateral

60-115

Estreito
Narrow
Estrecho



- 1 050646R1
- 2 056600R1
- 3 033556R1
- 4 3603226M1
- 5 033718R1
- 6 041097R1
- 7 033606R1
- 8 033717R1
- 9 033716R1
- 10 027544R1
- 11 027536R1
- 12 3603228M1
- 13 027539R1
- 14 033227R1
- 15 040658R1
- 16 027537R1
- 17 3603235M1
- 18 033620R1
- 19 3170348M1
- 20 3176337M1
- 21 033549R1
- 22 6203949M1
- 23 033618R1
- 23 3176343M1
- 23 3176344M1
- 23 3603293M1
- 23 3603294M1
- 23 3603295M1
- 23 3603296M1
- 24 042982R1
- 25 041096R1
- 26 3588127M1
- 27 3588126M1
- 28 041085R1
- 29 033609R1



60-140 No

- 1,5 MM
- 1,5 MM
- 2,0 MM
- 2,5 MM
- 3,0 MM
- 1,7 MM
- 2,2 MM

- 4 BUCHA
- 1 BUJÃO
- 2 ANEL "O"
- 1 BUJÃO
- 1 ANEL "O"
- 1 CARCAÇA
- 2 GRAXEIRA
- 16 PARAFUSO
- 16 ARRUELA
- 4 ANEL TRAVA
- 4 RETENTOR
- 2 BUCHA
- 2 RETENTOR
- 2 PROTETOR
- 2 ARTICULAÇÃO
- 1 RETENTOR
- 2 BUCHA
- 2 ANEL TRAVA
- 2 ARRUELA
- 2 ARRUELA
- 2 ANEL TRAVA
- 2 EIXO
- X CALÇO
- X ARRUELA
- X ARRUELA
- X ARRUELA
- X ARRUELA
- X ARRUELA
- X ARRUELA
- 1 EIXO
- 1 EIXO
- 1 PLACA
- 4 REBITE
- 1 CARCAÇA
- 1 VÁLVULA

- BUSH
- PLUG
- O RING
- PLUG
- O RING
- HOUSING
- GREASER
- BOLT
- WASHER
- CIRCLIP
- SEAL
- BUSH
- OIL SEAL
- PROTECTOR
- KNUCKLE
- OIL SEAL
- BUSH
- CIRCLIP
- WASHER
- WASHER
- CIRCLIP
- SHAFT
- SHIM
- WASHER
- WASHER
- WASHER
- WASHER
- WASHER
- WASHER
- WASHER
- SHAFT
- SHAFT
- PLATE
- RIVET
- HOUSING
- VALVE

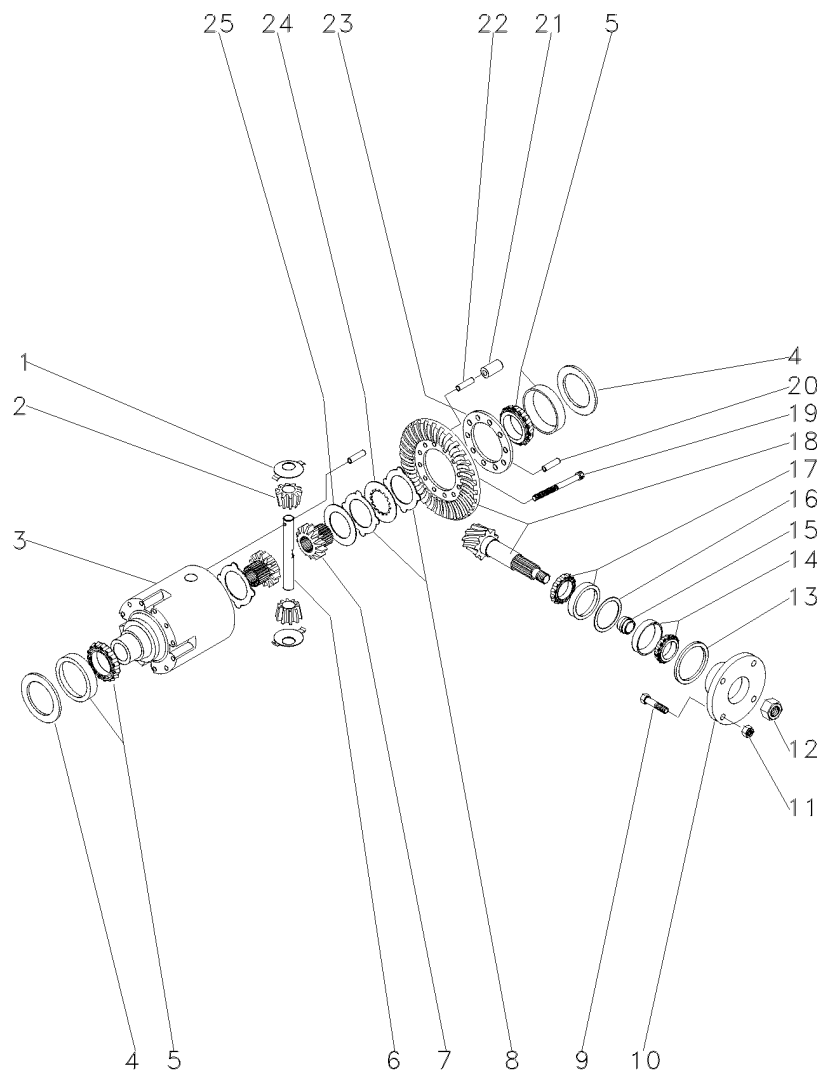
- CASQUILLO
- TAPON
- JUNTA TORICA
- TAPON
- JUNTA TORICA
- ALOJAMIENTO
- ENGRASADOR
- PERNO
- ARANDELA
- CIRCULITO
- RETEN
- CASQUILLO
- BUJE RETENACEITE
- PROTECTOR
- CHARNELA
- BUJE RETENACEITE
- CASQUILLO
- CIRCULITO
- ARANDELA
- ARANDELA
- CIRCULITO
- ARBOL
- CALCE
- ARANDELA
- ARANDELA
- ARANDELA
- ARANDELA
- ARANDELA
- ARANDELA
- ARANDELA
- ARBOL
- ARBOL
- PLATO
- REMACHE
- ALOJAMIENTO
- VALVULA

Eixo Dianteiro
Front Axle
Eje Delantero

Zf-Apl335-Tração Lateral
Zf - Apl335-Side Drive
Zf - Apl335-Traccion Lateral

60-120

Estreito
Narrow
Estrecho



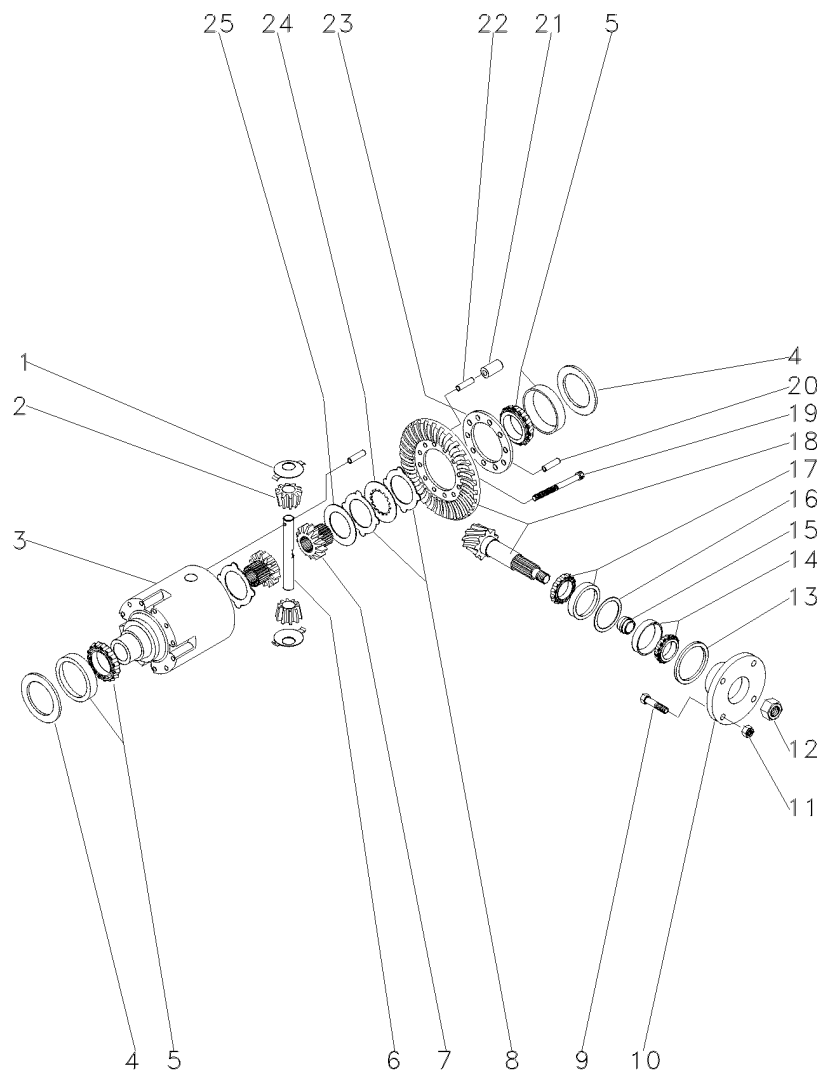
1	033681R1		2	ARRUELA	WASHER	ARANDELA
2	040662R1		2	ENGRENAGEM	GEAR	ENGRANAJE
3	033691R1		1	CARCAÇA	HOUSING	ALOJAMIENTO
4	033694R1	▲▲ 0,60 MM	X	CALÇO	SHIM	CALCE
4	033695R1	▲▲ 0,70 MM	X	CALÇO	SHIM	CALCE
4	033696R1	▲▲ 0,80 MM	X	CALÇO	SHIM	CALCE
4	033697R1	▲▲ 0,90 MM	X	CALÇO	SHIM	CALCE
4	033698R1	▲▲ 1,00 MM	X	CALÇO	SHIM	CALCE
4	033699R1	▲▲ 1,10 MM	X	CALÇO	SHIM	CALCE
4	033700R1	▲▲ 1,20 MM	X	CALÇO	SHIM	CALCE
4	033701R1	▲▲ 1,30 MM	X	CALÇO	SHIM	CALCE
4	033702R1	▲▲ 1,40 MM	X	CALÇO	SHIM	CALCE
4	033703R1	▲▲ 1,50 MM	X	CALÇO	SHIM	CALCE
4	033704R1	▲▲ 1,60 MM	X	CALÇO	SHIM	CALCE
4	033705R1	▲▲ 1,80 MM	X	CALÇO	SHIM	CALCE
4	033706R1	▲▲ 0,50 MM	X	CALÇO	SHIM	CALCE
4	033707R1	▲▲ 0,75 MM	X	CALÇO	SHIM	CALCE
4	033708R1	▲▲ 0,85 MM	X	CALÇO	SHIM	CALCE
4	033709R1	▲▲ 0,95 MM	X	CALÇO	SHIM	CALCE
4	033710R1	▲▲ 1,05 MM	X	CALÇO	SHIM	CALCE
4	033711R1	▲▲ 1,15 MM	X	CALÇO	SHIM	CALCE
4	033712R1	▲▲ 1,25 MM	X	CALÇO	SHIM	CALCE
4	033713R1	▲▲ 1,35 MM	X	CALÇO	SHIM	CALCE
5	033715R1		2	ROLAMENTO	BEARING	COJINETE
6	033690R1		1	EIXO	SHAFT	ARBOL
7	033688R1		2	ENGRENAGEM	GEAR	ENGRANAJE
8	033683R1	▲ 1,2 MM	1	DISCO	DISC	DISCO
8	033684R1	▲▲ 1,1 MM	1	DISCO	DISC	DISCO
8	033685R1	▲▲ 1,3 MM	1	DISCO	DISC	DISCO
8	033686R1	▲▲ 1,4 MM	1	DISCO	DISC	DISCO
9	040673R1		4	PARAFUSO	BOLT	PERNO
10	040671R1		1	FLANGE	FLANGE	PLETINA
11	040674R1		4	PORCA	NUT	TUERCA
12	033551R1		1	PORCA	NUT	TUERCA
13	040690R1		1	RETENTOR	OIL SEAL	BUJE RETENACEITE
14	040691R1		1	ROLAMENTO	BEARING	COJINETE
15	033641R1	▲ 11,30 MM	X	CALÇO	SHIM	CALCE
15	033642R1	▲▲ 11,33 MM	X	CALÇO	SHIM	CALCE
15	033643R1	▲▲ 11,36 MM	X	CALÇO	SHIM	CALCE
15	033644R1	▲▲ 11,39 MM	X	CALÇO	SHIM	CALCE
15	033645R1	▲▲ 11,42 MM	X	CALÇO	SHIM	CALCE
15	033646R1	▲▲ 11,45 MM	X	CALÇO	SHIM	CALCE
15	033647R1	▲▲ 11,48 MM	X	CALÇO	SHIM	CALCE
15	033648R1	▲▲ 11,51 MM	X	CALÇO	SHIM	CALCE
15	033649R1	▲▲ 11,54 MM	X	CALÇO	SHIM	CALCE
15	033650R1	▲▲ 11,57 MM	X	CALÇO	SHIM	CALCE
15	033651R1	▲▲ 11,60 MM	X	CALÇO	SHIM	CALCE
15	033652R1	▲▲ 11,63 MM	X	CALÇO	SHIM	CALCE
15	033653R1	▲▲ 11,66 MM	X	CALÇO	SHIM	CALCE
15	033654R1	▲▲ 11,69 MM	X	CALÇO	SHIM	CALCE

Eixo Dianteiro
Front Axle
Eje Delantero

Zf-Apl335-Tração Lateral
Zf - Apl335-Side Drive
Zf - Apl335-Traccion Lateral

60-120

Estreito
Narrow
Estrecho



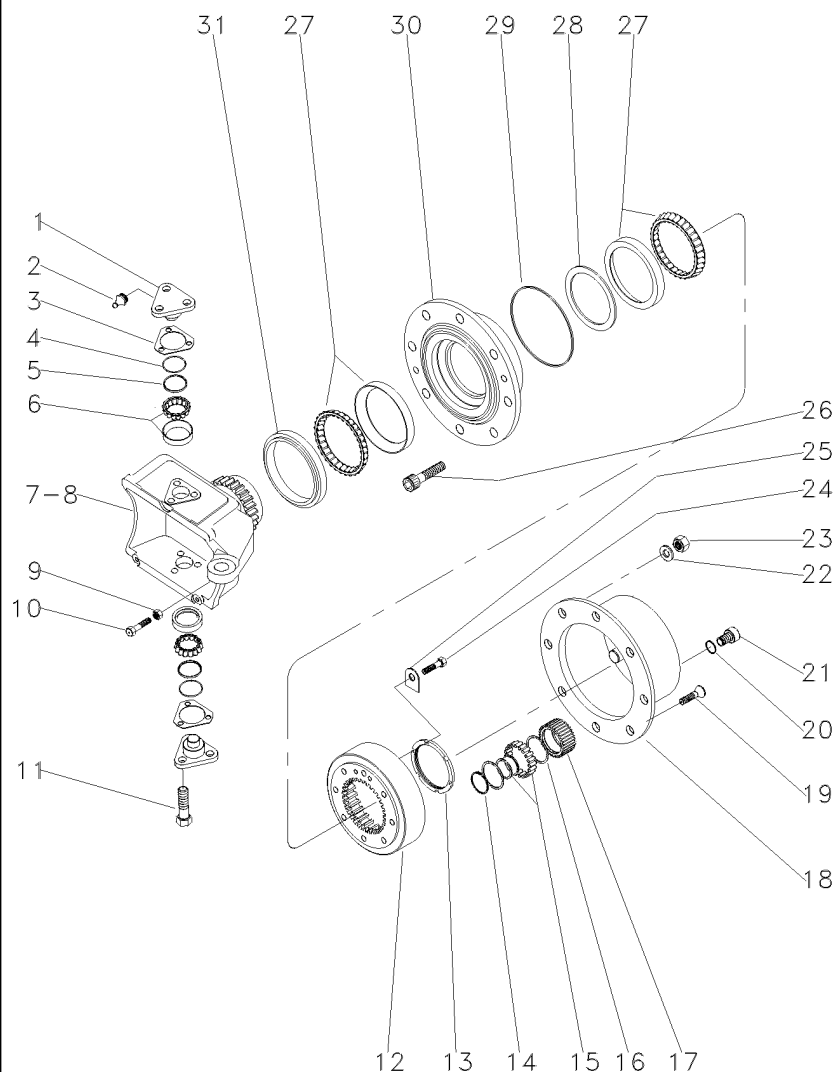
15	033656R1	▲	11,72 MM	X	CALÇO	SHIM	CALCE
15	033657R1	▲	11,75 MM	X	CALÇO	SHIM	CALCE
15	033658R1	▲	11,78 MM	X	CALÇO	SHIM	CALCE
15	033659R1	▲	11,81 MM	X	CALÇO	SHIM	CALCE
15	033660R1	▲	11,87 MM	X	CALÇO	SHIM	CALCE
15	033661R1	▲	11,90 MM	X	CALÇO	SHIM	CALCE
15	033662R1	▲	11,93 MM	X	CALÇO	SHIM	CALCE
15	033663R1	▲	11,96 MM	X	CALÇO	SHIM	CALCE
15	033664R1	▲	11,99 MM	X	CALÇO	SHIM	CALCE
15	033665R1	▲	12,02 MM	X	CALÇO	SHIM	CALCE
15	033666R1	▲	12,05 MM	X	CALÇO	SHIM	CALCE
15	033667R1	▲	12,08 MM	X	CALÇO	SHIM	CALCE
15	033668R1	▲	12,11 MM	X	CALÇO	SHIM	CALCE
15	033669R1	▲	12,14 MM	X	CALÇO	SHIM	CALCE
15	033670R1	▲	12,17 MM	X	CALÇO	SHIM	CALCE
15	033671R1	▲	12,20 MM	X	CALÇO	SHIM	CALCE
15	033672R1	▲	12,23 MM	X	CALÇO	SHIM	CALCE
15	033673R1	▲	12,26 MM	X	CALÇO	SHIM	CALCE
15	033674R1	▲	12,29 MM	X	CALÇO	SHIM	CALCE
15	033675R1	▲	12,32 MM	X	CALÇO	SHIM	CALCE
15	033676R1	▲	12,35 MM	X	CALÇO	SHIM	CALCE
15	033677R1	▲	12,38 MM	X	CALÇO	SHIM	CALCE
16	033625R1	▲	0,50 MM	X	CALÇO	SHIM	CALCE
16	033626R1	▲	0,60 MM	X	CALÇO	SHIM	CALCE
16	033627R1	▲	0,70 MM	X	CALÇO	SHIM	CALCE
16	033628R1	▲	0,80 MM	X	CALÇO	SHIM	CALCE
16	033629R1	▲	0,90 MM	X	CALÇO	SHIM	CALCE
16	033630R1	▲	1,00 MM	X	CALÇO	SHIM	CALCE
16	033631R1	▲	1,10 MM	X	CALÇO	SHIM	CALCE
16	033632R1	▲	1,30 MM	X	CALÇO	SHIM	CALCE
16	033633R1	▲	1,40 MM	X	CALÇO	SHIM	CALCE
16	033634R1	▲	1,50 MM	X	CALÇO	SHIM	CALCE
16	033635R1	▲	0,65 MM	X	CALÇO	SHIM	CALCE
16	033636R1	▲	0,75 MM	X	CALÇO	SHIM	CALCE
16	033637R1	▲	0,85 MM	X	CALÇO	SHIM	CALCE
16	033638R1	▲	0,95 MM	X	CALÇO	SHIM	CALCE
16	033639R1	▲	1,05 MM	X	CALÇO	SHIM	CALCE
16	033640R1	▲	1,15 MM	X	CALÇO	SHIM	CALCE
16	033789R1	▲	1,20 MM	X	CALÇO	SHIM	CALCE
17	033678R1	▲		1	ROLAMENTO	BEARING	COJINETE
18	040661R1	▲	17/32	1	COROA E PINHÃO	KIT, CROWNWHEEL	JUEGO CORONA
19	033682R1	▲		10	PARAFUSO	BOLT	PERNO
20	033782R1	▲		1	PINO	PIN	PASADOR
21	033693R1	▲		5	PINO	PIN	PASADOR
22	033692R1	▲		5	PINO	PIN	PASADOR
23	033783R1	▲		1	FLANGE	FLANGE	PLETINA
24	033687R1	▲		8	DISCO	DISC	DISCO
25	033680R1	▲		2	ARRUELA	WASHER	ARANDELA

Eixo Dianteiro
Front Axle
Eje Delantero








Zf-Apl335-Tração Lateral
Zf - Apl335-Side Drive
Zf - Apl335-Traccion Lateral

60-125












Estreito
Narrow
Estrecho



- 1 033725R1
2 3176390M1
3 3176313M1
3 3176314M1
3 3176315M1
3 3176319M1
3 3176320M1
3 3588106M1
3 3588107M1
4 033721R1
5 033722R1
6 040665R1
7 033726R1
8 033727R1
9 033608R1
10 040689R1
11 3588113M1
12 033616R1
13 033621R1
14 3587936M1
15 3176341M1
16 3587938M1
17 3587932M91
18 3176339M1
19 3176347M1
20 3176364M1
21 3176345M1
22 3176350M1
23 3176351M1
24 3176333M1
25 033617R1
26 3176349M1
27 033615P1
28 033771R1
28 033772R1
28 033773R1
28 033774R1
28 033775R1
28 033776R1
28 033777R1
28 033778R1
28 033779R1
28 033780R1
28 033781R1
28 040677R1
28 040678R1
28 040679R1
28 040680R1
28 040681R1
28 040682R1

-  0,6 MM
 1,0 MM
 1,4 MM
 0,4 MM
 0,8 MM
 0,2 MM
 0,3 MM

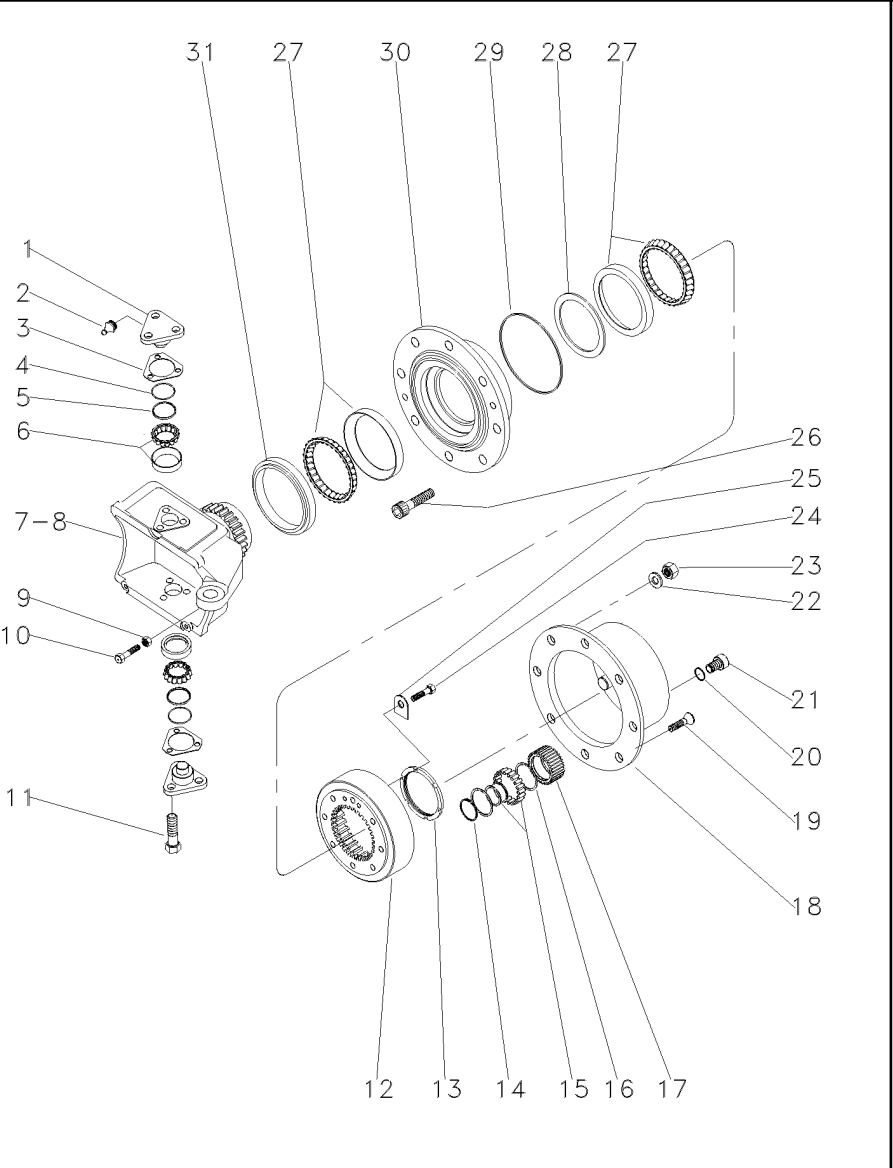


- | | |
|---|-----------|
|  | 10,000 MM |
|  | 10,025 MM |
|  | 10,050 MM |
|  | 10,075 MM |
|  | 10,100 MM |
|  | 10,125 MM |
|  | 10,150 MM |
|  | 10,175 MM |
|  | 10,200 MM |
|  | 10,225 MM |
|  | 10,250 MM |

- [illegible]

- [illegible]

- [illegible]



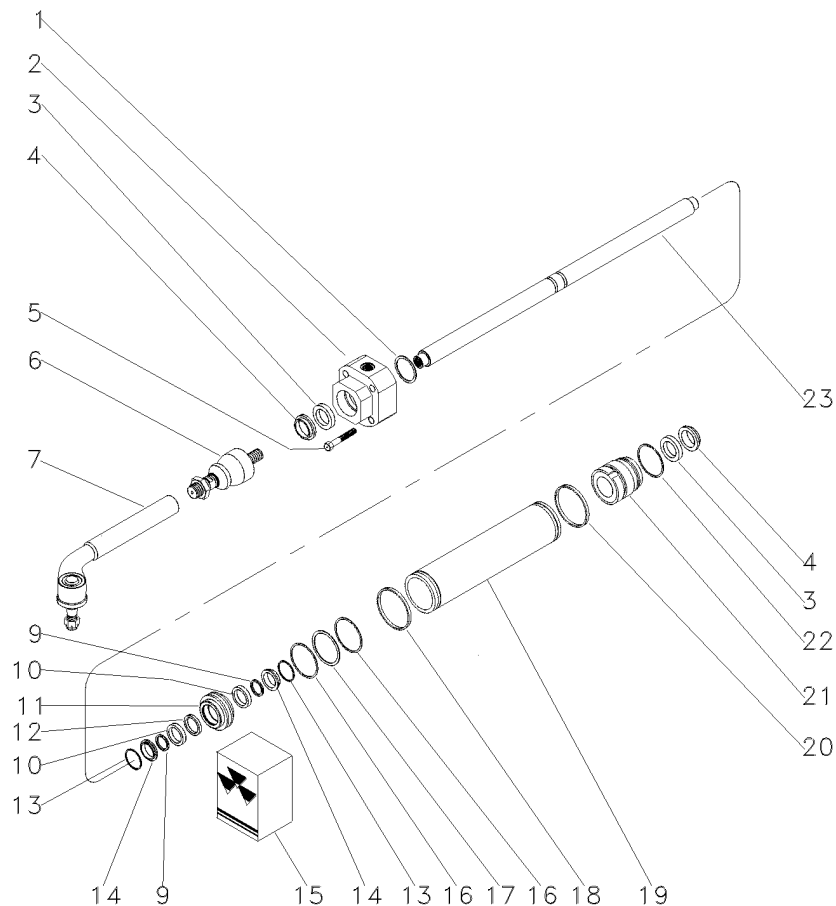
28	040683R1	X	CALÇO	SHIM	CALCE
28	040684R1	X	CALÇO	SHIM	CALCE
28	040685R1	X	CALÇO	SHIM	CALCE
28	040686R1	X	CALÇO	SHIM	CALCE
28	040687R1	X	CALÇO	SHIM	CALCE
29	3176332M1	2	ANEL TRAVA	CIRCLIP	CIRCULITO
30	033728R1	2	CUBO	HUB	CUBO
31	033614R1	2	RETENTOR	OIL SEAL	BUJE RETENACEITE

Eixo Dianteiro
Front Axle
Eje Delantero

Zf-Apl335-Tração Lateral
Zf - Apl335-Side Drive
Zf - Apl335-Traccion Lateral

60-130

Estreito
Narrow
Estrecho

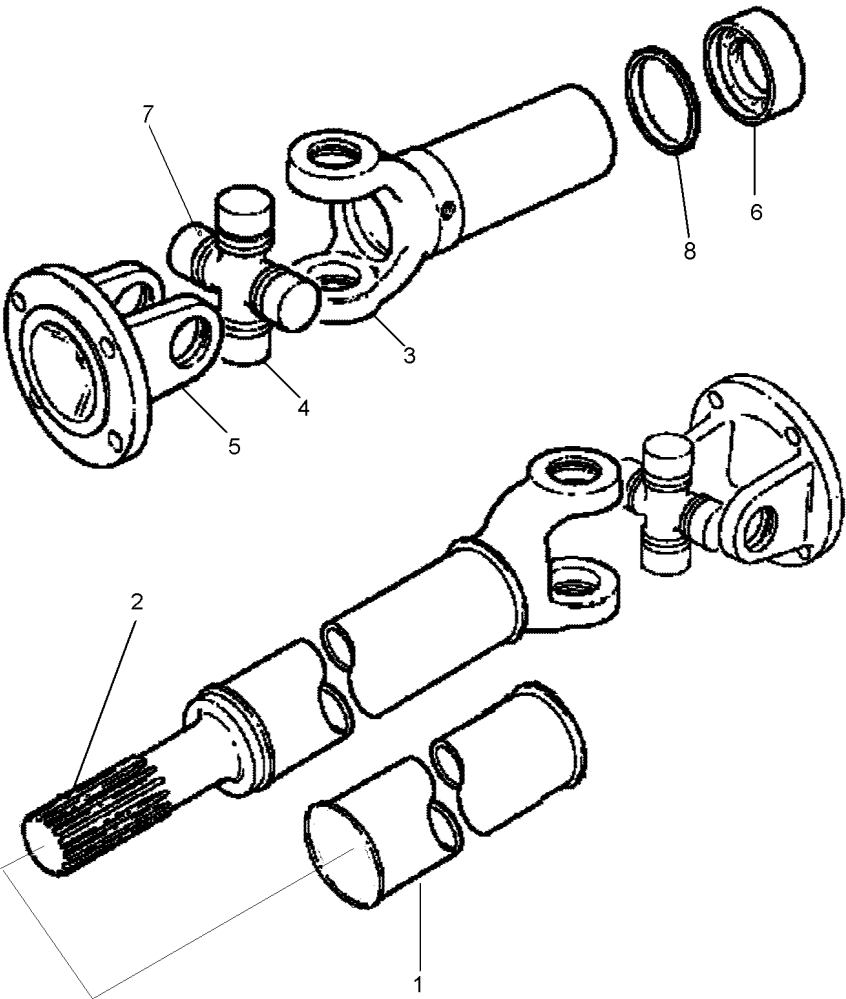


1	033736R1	▶	1,0 MM
1	033737R1	▶	1,1 MM
1	033738R1	▶	1,2 MM
1	033739R1	▶	1,3 MM
1	033740R1	▶	1,4 MM
1	033741R1	▶	1,5 MM
1	033742R1	▶	1,6 MM
1	033743R1	▶	1,7 MM
1	033744R1	▶	1,8 MM
1	033745R1	▶	0,9 MM
2	050642R1	▶	
3	033730R1	15	
4	033731R1	15	
5	033759R1		
6	050644R1		
7	050645R1		
9	033756R1	15	
10	033748R1		
11	033750R1		
12	033757R1	15	
13	033747R1		
14	033755R1		
15	038054R1		
16	033749R1	15	
17	033754R1		
18	033746R1	15	
19	041222R1		
20	033746R1		
21	050643R1	▶	
22	033751R1		
23	038651R1		

1	CALÇO	SHIM	CALCE
1	CALÇO	SHIM	CALCE
1	CALÇO	SHIM	CALCE
1	CALÇO	SHIM	CALCE
1	CALÇO	SHIM	CALCE
1	CALÇO	SHIM	CALCE
1	CALÇO	SHIM	CALCE
1	CALÇO	SHIM	CALCE
1	CALÇO	SHIM	CALCE
1	CALÇO	SHIM	CALCE
1	CALÇO	SHIM	CALCE
1	GUIA	GUIDE	GUIA
2	ANEL "O"	O RING	JUNTA TORICA
2	ANEL "O"	O RING	JUNTA TORICA
4	PARAFUSO	BOLT	PERNO
2	TERMINAL	END	EXTREMO
2	TERMINAL	END	EXTREMO
2	ANEL "O"	O RING	JUNTA TORICA
2	ARRUELA	WASHER	ARANDELA
1	PISTÃO	PISTON	PISTON
1	ANEL "O"	O RING	JUNTA TORICA
2	ANEL "O"	O RING	JUNTA TORICA
2	ANEL "O"	O RING	JUNTA TORICA
1	JG. REPARO	KIT, REPAIR	JUEGO REPARACION
2	ANEL "O"	O RING	JUNTA TORICA
1	ANEL "O"	O RING	JUNTA TORICA
1	ANEL "O"	O RING	JUNTA TORICA
1	CILINDRO	CYLINDER	CILINDRO
1	ANEL "O"	O RING	JUNTA TORICA
1	GUIA	GUIDE	GUIA
1	ANEL "O"	O RING	JUNTA TORICA
1	HASTE	SPINDLE	MANGUETA

Eixo Cardan
Tail Shaft
Eje Cardan

60-135



- 1 6235604M1
- 2 6235578M1
- 3 6235579M1
- 4 6235580M1
- 5 6235581M1
- 6 6235577M1
- 7 6235605M1
- 8 6235606M1

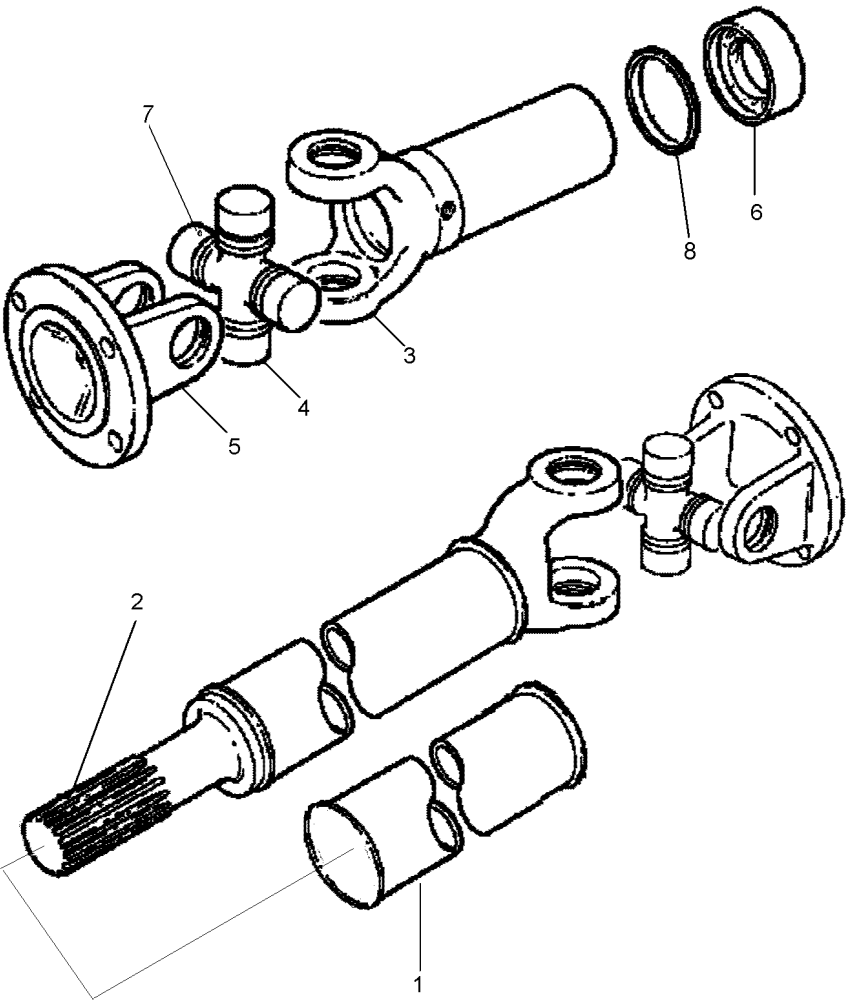
- 1 TUBO
- 1 PONTEIRA
- 2 GARFO
- 2 CRUZETA
- 2 FLANGE
- 1 LUVA
- 2 GRAXEIRA
- 1 VEDAÇÃO

- PIPE
- TOGGLE
- FORK
- CROSSPIECE
- FLANGE
- SLEEVE
- GREASER
- SEALING

- CANO
- TENSOR
- HORQUILLA
- PIEZA TRANSVERSA
- PLETINA
- MANCHA
- ENGRASADOR
- VEDACION

Eixo Cardan
Tail Shaft
Eje Cardan

60-136

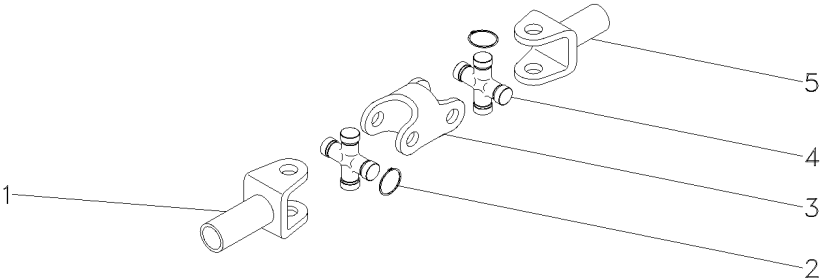


- 1 6235604M1
- 2 6235578M1
- 3 6235579M1
- 4 6235580M1
- 5 6235581M1
- 6 6235577M1
- 7 6235605M1
- 8 6235606M1

- 1 TUBO
- 1 PONTEIRA
- 2 GARFO
- 2 CRUZETA
- 2 FLANGE
- 1 LUVA
- 2 GRAXEIRA
- 1 VEDAÇÃO

- PIPE
- TOGGLE
- FORK
- CROSSPIECE
- FLANGE
- SLEEVE
- GREASER
- SEALING

- CANO
- TENSOR
- HORQUILLA
- PIEZA TRANSVERSA
- PLETINA
- MANCHA
- ENGRASADOR
- VEDACION



- 1 3604081M1
- 2 3604082M1
- 2 3604083M1
- 2 3604084M1
- 2 3604085M1
- 3 3604086M1
- 4 3603881M1
- 5 3604080M1

- 1,5MM
- 1,3MM
- 1,2MM
- 1,7MM

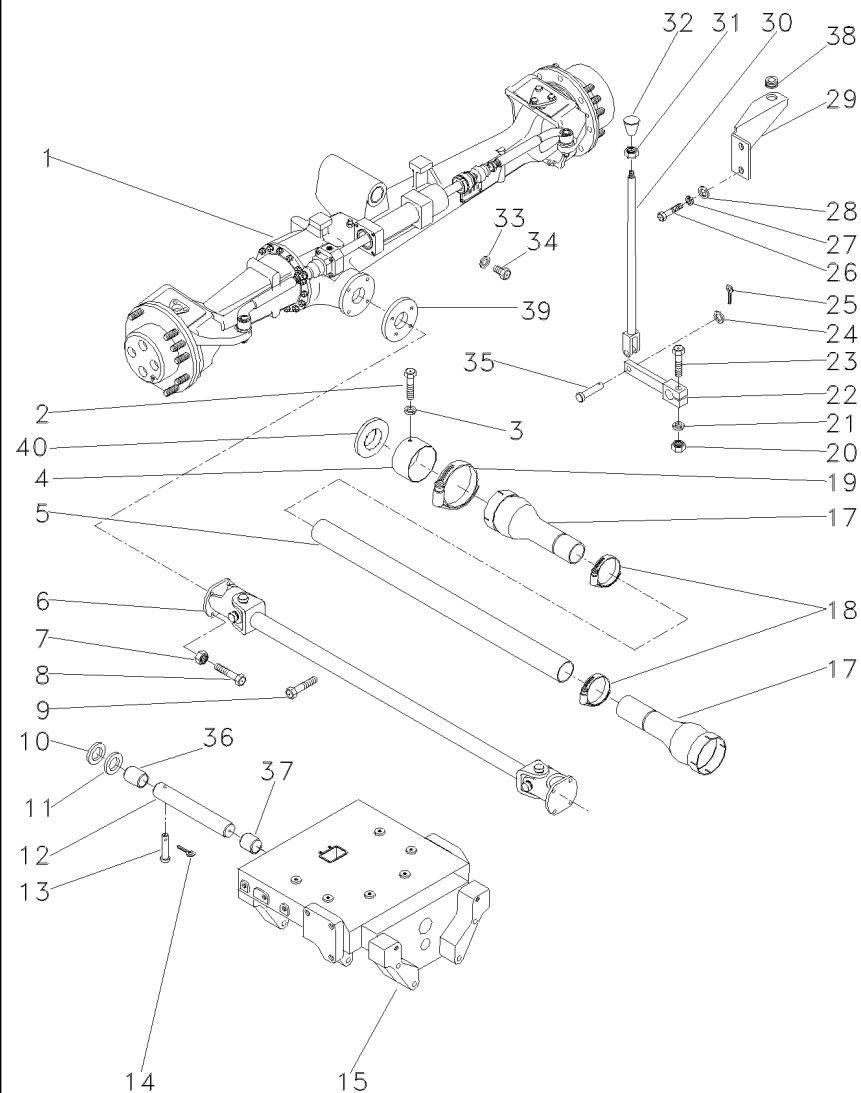
- 1 GARFO
- X ANEL
- X ANEL
- X ANEL
- X ANEL
- 1 GARFO
- 1 CRUZETA
- 1 GARFO

- FORK
- RING
- RING
- RING
- RING
- FORK
- SPIDER
- FORK

- HORQUILLA
- ARO
- ARO
- ARO
- ARO
- HORQUILLA
- CRUCETA
- HORQUILLA

Eixo Dianteiro
Front Axle
Eje Delantero

60-145



- 1 063119N1
- 1 063120N1
- 2 339124X1
- 3 353446X1
- 4 036903P1
- 5 036910P1
- 6 036909T1
- 7 353431X1
- 8 353540X1
- 9 391120X1
- 10 6203409M1
- 11 882868M2
- 11 882869M2
- 11 898018M2
- 11 898019M2
- 11 898020M2
- 12 058456P1
- 13 033992P1
- 14 195414M1
- 15 037309P3
- 17 1688236M93
- 18 490804M1
- 19 338623X1
- 20 355566X1
- 21 353434X1
- 22 036838S1
- 23 354264X1
- 24 353756X1
- 25 354059X1
- 26 339401X1
- 27 339376X1
- 28 390734X1
- 29 036859P1
- 30 184174M91
- 31 353430X1
- 32 3410152M1
- 33 181142M1
- 34 037045T1
- 35 832813M1
- 36 058458P1
- 37 058457P1
- 38 366195X1
- 39 064016P1
- 40 064080P1

CARRARO

60-210 No

ZF

60-215 No

60-235 No

- 1.17/1.12MM
- 1.30/1.25MM
- 0.73/0.67MM
- 0.92/0.87MM
- 1.04/0.99MM

1 CJ. EIXO DIANT.

FRONT AXLE ASSY

CONJ. EJE DELANT

1 CJ. EIXO DIANT.

FRONT AXLE ASSY

CONJ. EJE DELANT

- 2 PARAFUSO
- 2 ARRUELA
- 1 BLINDAGEM
- 1 TUBO
- 1 CARDAN
- 8 PORCA
- 4 PARAFUSO
- 1 PARAFUSO
- 1 ARRUELA
- X CALÇO
- X CALÇO
- X CALÇO
- X CALÇO
- X CALÇO
- 1 PINO
- 1 PINO
- 1 GRAMPO
- 1 SUPORTE
- 2 PROTEÇÃO
- 2 BRAÇADEIRA
- 2 BRAÇADEIRA
- 1 PORCA
- 1 ARRUELA
- 1 ALAVANCA
- 1 PARAFUSO
- 1 ARRUELA
- 1 CONTRAPINO
- 2 PARAFUSO
- 2 ARRUELA
- 1 ARRUELA
- 1 SUPORTE
- 1 TIRANTE
- 1 PORCA
- 1 MANÍPULO
- 1 ARRUELA
- 1 BUJÃO
- 1 PINO
- 1 BUCHA
- 1 BUCHA
- 1 PASSA-FIO
- 1 FLANGE
- 1 CHAPA

- BOLT
- WASHER
- SHIELD
- PIPE
- DRIVE SHAFT
- NUT
- BOLT
- BOLT
- WASHER
- SHIM
- SHIM
- SHIM
- SHIM
- SHIM
- PIN
- PIN
- CRAMP
- BRACKET
- GUARD
- CLAMP
- CLAMP
- NUT
- WASHER
- LEVER
- BOLT
- WASHER
- DOWEL
- BOLT
- WASHER
- BRACKET
- ROD
- NUT
- KNOB
- WASHER
- PLUG
- PIN
- BUSH
- BUSH
- GROMMET
- FLANGE
- PLATE

- PERNO
- ARANDELA
- BLINDAJE
- CANO
- EJE DE MANDO
- TUERCA
- PERNO
- PERNO
- ARANDELA
- CALCE
- CALCE
- CALCE
- CALCE
- CALCE
- PASADOR
- PASADOR
- PASADOR
- SOPORTE
- DEFENSA
- ABRAZADERA
- ABRAZADERA
- TUERCA
- ARANDELA
- PALANCA
- PERNO
- ARANDELA
- CENTRAJE
- PERNO
- ARANDELA
- ARANDELA
- SOPORTE
- VARILLA
- TUERCA
- POMO
- ARANDELA
- TAPON
- PASADOR
- CASQUILLO
- CASQUILLO
- PASACABLE
- PLETINA
- CHAPA

- 1 063122N1

ZF

1 CJ. EIXO DIANT.

FRONT AXLE ASSY

CONJ. EJE DELANT
- 1 063121N1

60-220 No

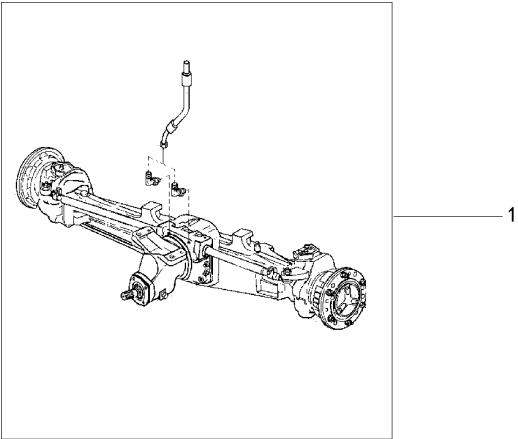
CARRARO

60-225 No

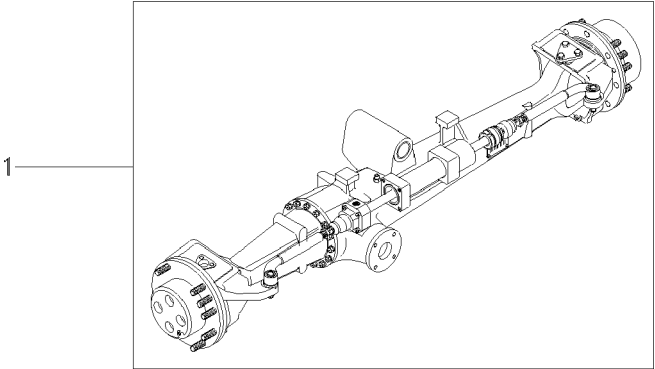
1 CJ. EIXO DIANT.

FRONT AXLE ASSY

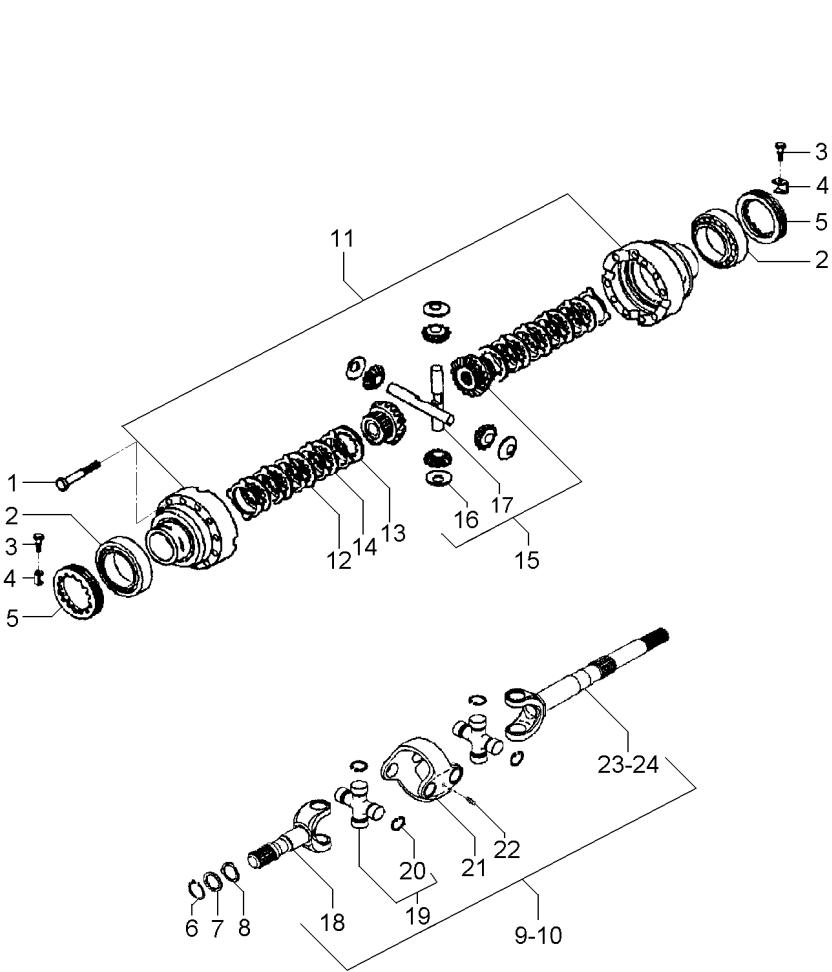
CONJ. EJE DELANT



1 063119N1	CARRARO	1 CJ. EIXO DIANT.	FRONT AXLE ASSY	CONJ. EJE DELANT
	👁 60-210 No			
1 063120N1	ZF	1 CJ. EIXO DIANT.	FRONT AXLE ASSY	CONJ. EJE DELANT
	👁 60-215 No			



1 061265R1		2 BUCHA	BUSH	CASQUILLO
2 3475328M1		1 VÁLVULA	VALVE	VALVULA
3 061324R1		1 CARÇAÇA	HOUSING	ALOJAMIENTO
4 053949R1		2 TAMPÃO	PAD	ALMOHADILLA
5 040961R1		10 PARAFUSO	BOLT	PERNO
6 3475341M1		2 PINO	PIN	PASADOR
7 061328R1		1 CJ. SUPORTE	KIT, BRACKET	JUEGO SOPORTE
8 3475335M1	7	4 BUCHA	BUSH	CASQUILLO
9 040962R1	7	4 PARAFUSO	BOLT	PERNO
10 061293R1		2 MOLA PRATO	SPRING PLATE	PLETINA MUELLE
11 061224R1		2 ROLAMENTO	BEARING	COJINETE
12 061219R1		2 RETENTOR	SEAL	RETEN
13 061342R1		2 RETENTOR	SEAL	RETEN
14 061264R1		2 BUCHA	BUSH	CASQUILLO
15 6222566M1		2 BUCHA	BUSH	CASQUILLO
16 061303R1		2 ESPAÇADOR	SPACER	PIEZA DISTANCIA
17 061276R1		2 MOLA PRATO	SPRING PLATE	PLETINA MUELLE
18 040946R1		2 GRAXEIRA	GREASER	ENGRASADOR
19 061216R1		1 GRAXEIRA	GREASER	ENGRASADOR

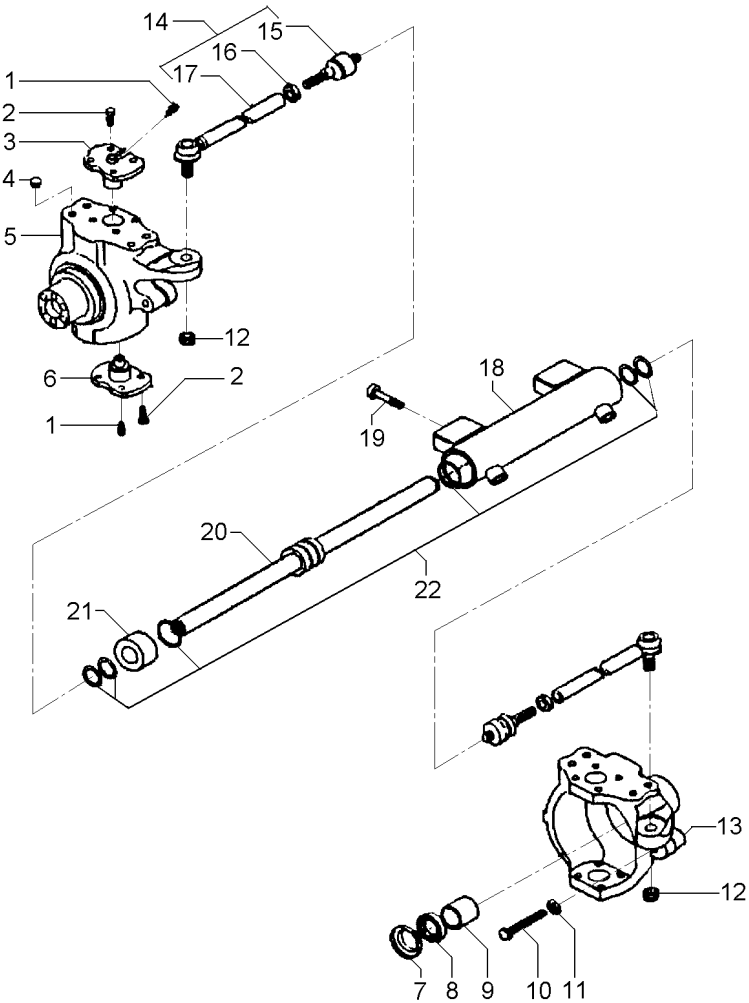


1	3475587M1		12	PARAFUSO	BOLT	PERNO
2	061221R1		2	ROLAMENTO	BEARING	COJINETE
3	040993R1		2	PARAFUSO	BOLT	PERNO
4	3475583M1		2	CHAPA	PLATE	CHAPA
5	3475584M1		2	PORCA	NUT	TUERCA
6	053849R1		2	ANEL	RING	ARO
7	061322R1		2	ARRUELA	WASHER	ARANDELA
8	061288R1		2	ARRUELA	WASHER	ARANDELA
9	6222573M91	◀	1	CJ. EIXO	KIT, AXLE	JUEGO DE EJE
10	6222574M91	▶	1	CJ. EIXO	KIT, AXLE	JUEGO DE EJE
11	061278R1		1	CJ. CARÇAÇA	HOUSE ASSY	CONJ. CARTER
12	041055R1		8	DISCO	DISC	DISCO
13	041054R1		10	DISCO	DISC	DISCO
14	061248R1		2	DISCO	DISC	DISCO
15	6222570M91		1	CJ. ENGRENAGEM	KIT, GEAR	ENGRANAJES JUEGO
16	061246R1	15	4	ARRUELA	WASHER	ARANDELA
17	061247R1	15	2	EIXO	SHAFT	ARBOL
18		9	2	GARFO	FORK	HORQUILLA
19		9	4	CRUZETA	SPIDER	CRUCETA
20		9	16	ANEL	RING	ARO
20		9	16	ANEL	RING	ARO
20		9	16	ANEL	RING	ARO
20		9	16	ANEL	RING	ARO
21		9	2	GARFO	FORK	HORQUILLA
22		9	4	GRAXEIRA	GREASER	ENGRASADOR
23		9	1	EIXO	SHAFT	ARBOL
24		10	1	EIXO	SHAFT	ARBOL

Eixo Dianteiro
Front Axle
Eje Delantero

Carraro - 20.14
Carraro - 20.14
Carraro - 20.14

60-170



- 1 040944R1
- 2 061287R1
- 3 061297R1
- 4 061231R1
- 5 061350R1
- 6 061296R1
- 7 061343R1
- 8 053965R1
- 9 053966R1
- 10 053967R1
- 11 053838R1
- 12 061214R1
- 13 061349R1
- 14 061267R1
- 15 061352R1
- 16 061213R1
- 17 061351R1
- 18 061321R1
- 19 061212R1
- 20 061234R1
- 21 061232R1
- 22 061233R1

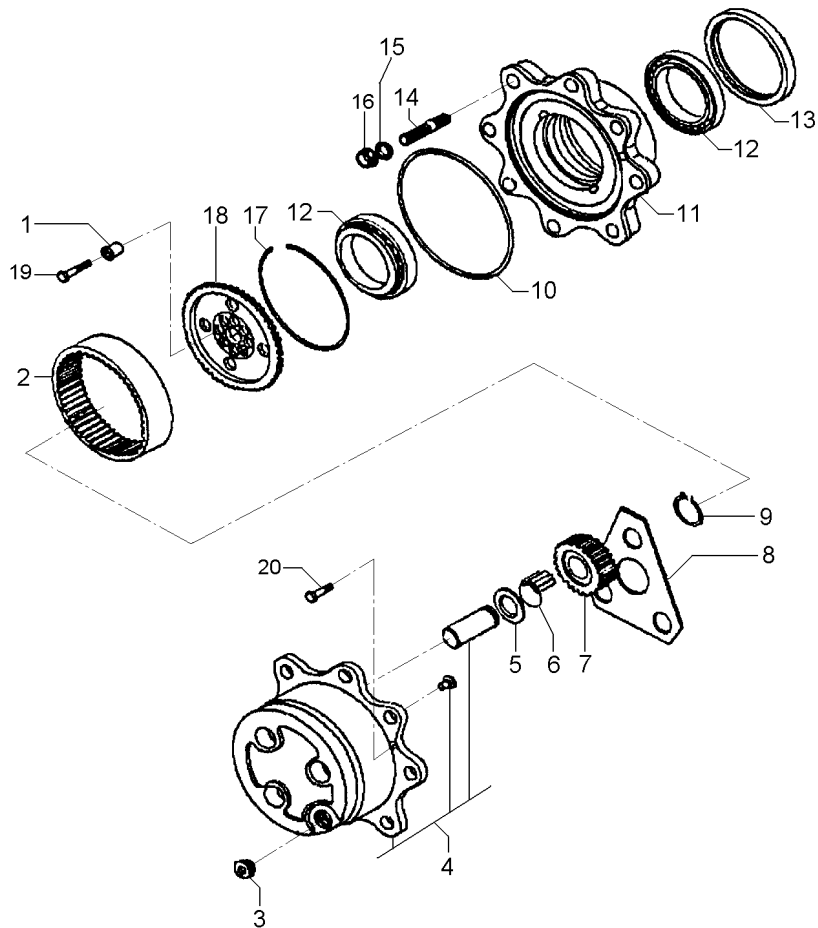
70x45x14

- 14
- 14
- 14

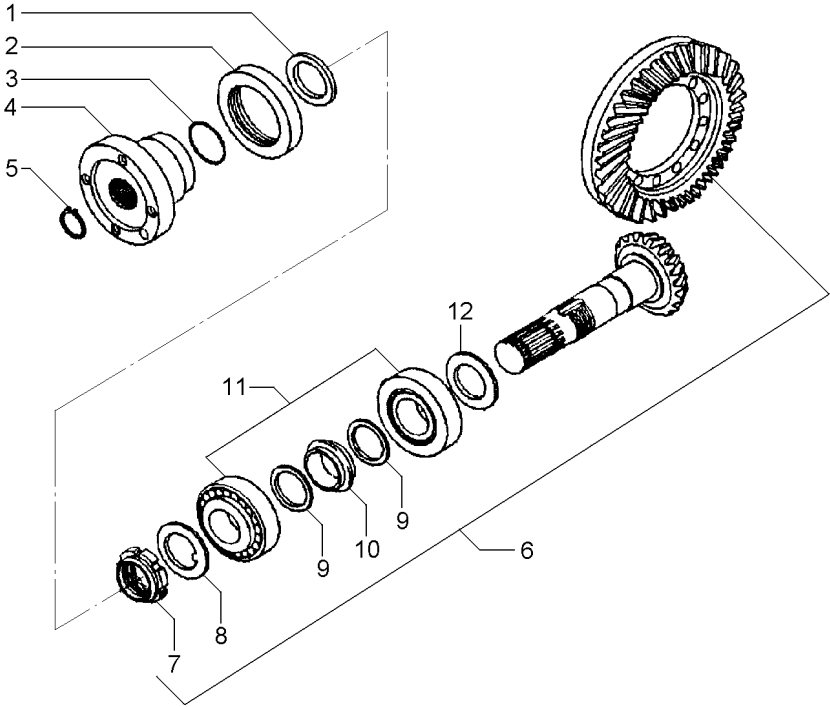
- 4 GRAXEIRA
- 16 PARAFUSO
- 2 PINO
- 8 TAMPÃO
- 1 CARÇAÇA
- 2 PINO
- 2 TAMPÁ
- 2 RETENTOR
- 2 BUCHA
- 2 PARAFUSO
- 1 PORCA
- 2 PORCA
- 1 CARÇAÇA
- 2 CJ. BRAÇO
- 1 ARTICULAÇÃO
- 1 PORCA
- 1 BRAÇO
- 1 CILINDRO
- 4 PARAFUSO
- 2 HASTE
- 1 GUIA
- 1 JG. REPARO

- GREASER
- BOLT
- PIN
- PAD
- HOUSING
- PIN
- COVER
- SEAL
- BUSH
- BOLT
- NUT
- NUT
- HOUSING
- KIT, ARM
- KNUCKLE
- NUT
- ARM
- CYLINDER
- BOLT
- SPINDLE
- GUIDE
- KIT, REPAIR

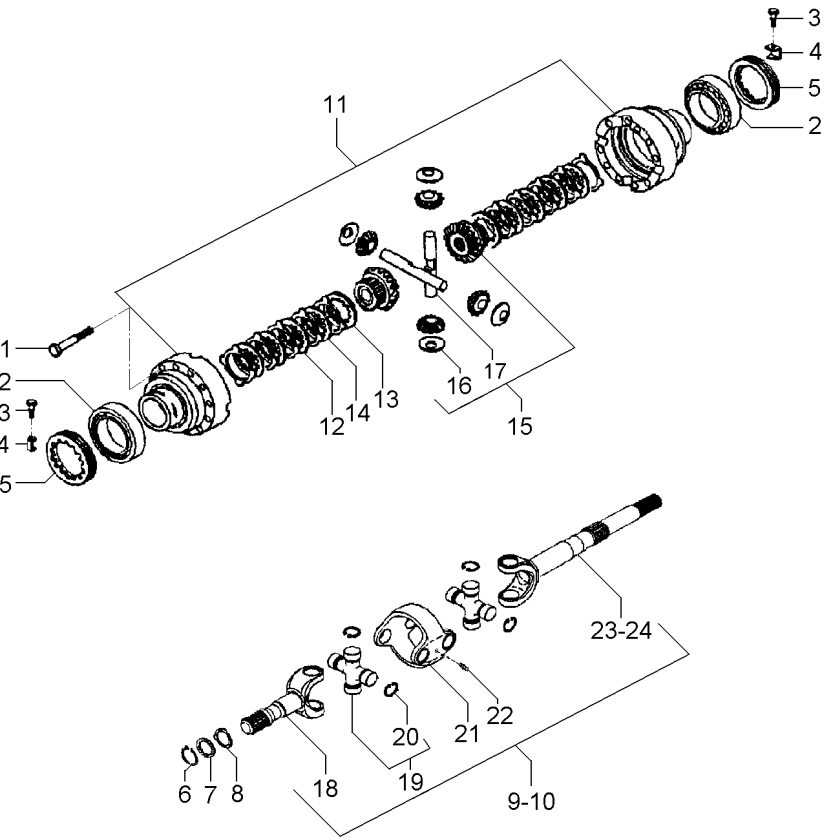
- ENGRASADOR
- PERNO
- PASADOR
- ALMOHADILLA
- ALOJAMIENTO
- PASADOR
- CUBIERTA
- RETEN
- CASQUILLO
- PERNO
- TUERCA
- TUERCA
- ALOJAMIENTO
- JUEGO DE BRAZO
- CHARNELA
- TUERCA
- BRAZO
- CILINDRO
- PERNO
- MANGUETA
- GUIA
- JUEGO REPARACION



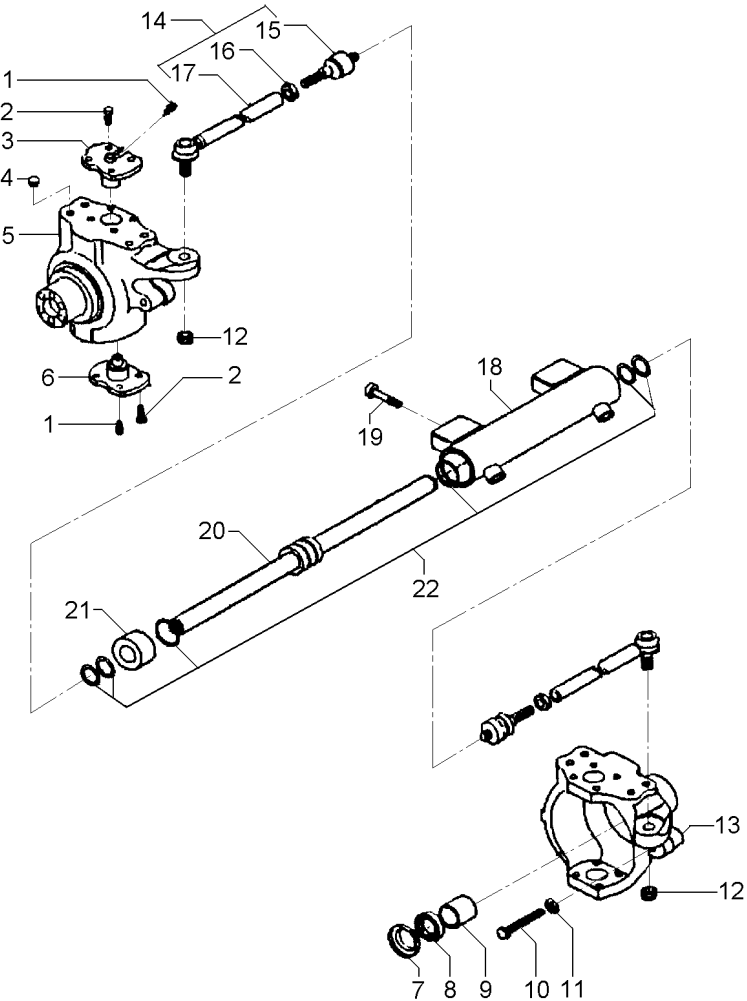
1	061291R1		12	BUCHA	INSERT	INSERCIÓN
2	061273R1	60	2	COROA	SPROCKET	RUEDA DE CADENA
3	053857R1		3	TAMPÃO	PAD	ALMOHADILLA
4	061237R1		2	CUBO	HUB	CUBO
5	3475625M1		6	ARRUELA	WASHER	ARANDELA
6	061227R1		18	ROLETE	ROLLER	RODILLO
7	061274R1	23	6	ENGRENAGEM	GEAR	ENGRANAJE
8	061269R1		2	ARRUELA	WASHER	ARANDELA
9	040926R1		6	ANEL	RING	ARO
10	061229R1		2	ANEL "O"	O RING	JUNTA TORICA
11	061242R1		2	CUBO	HUB	CUBO
12	061249R1		4	ROLAMENTO	BEARING	COJINETE
13	6222575M1		2	RETENTOR	SEAL	RETEN
14	061290R1		8	PRISIONEIRO	STUD	ESPARRAGO
15	041088R1		16	PORCA	NUT	TUERCA
16	054030R1		2	ANEL	RING	ARO
17	061294R1		2	SUPORTE	BRACKET	SOPORTE
18	061295R1		12	PARAFUSO	BOLT	PERNO
19	053858R1		4	PARAFUSO	BOLT	PERNO
20	041087R1		16	ARRUELA	WASHER	ARANDELA



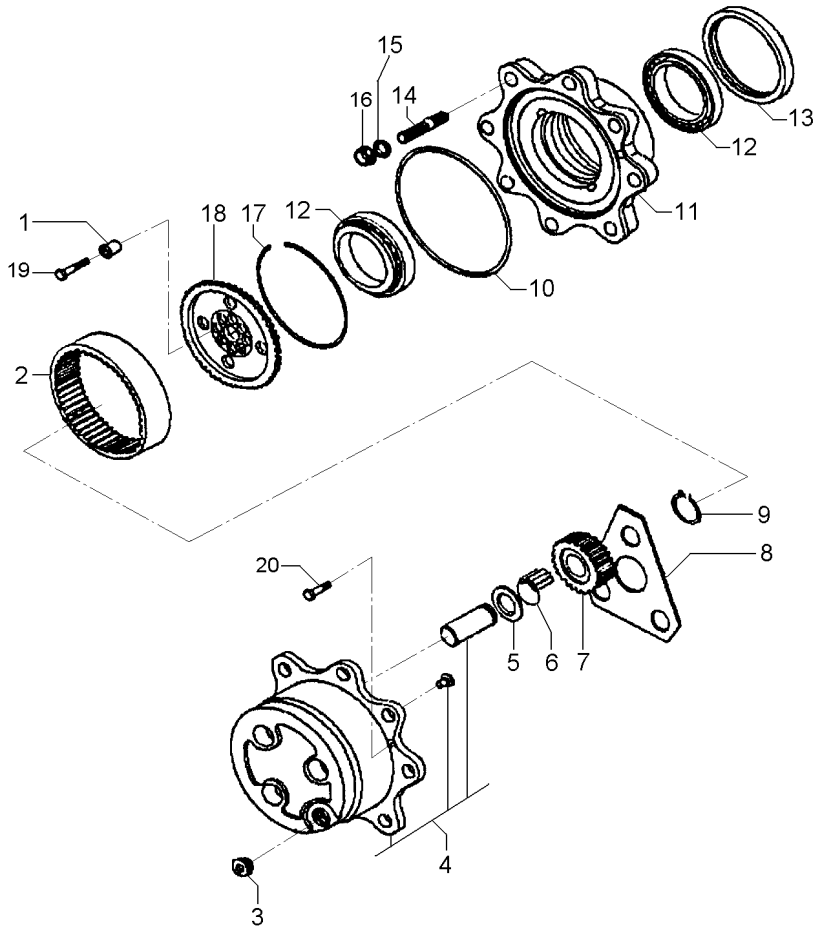
1	061270R1		1	ARRUELA	WASHER	ARANDELA
2	061320R1		1	RETENTOR	SEAL	RETEN
3	061226R1		1	ANEL "O"	O RING	JUNTA TORICA
4	061326R1		1	FLANGE	FLANGE	PLETINA
5	061218R1		1	ANEL	RING	ARO
6	6222568M1	17/32	1	COROA E PINHÃO	KIT, CROWNWHEEL	JUEGO CORONA
7	061251R1	6	1	PORCA	NUT	TUERCA
8	061252R1	6	1	ARRUELA	WASHER	ARANDELA
9	061277R1	6	2	ARRUELA	WASHER	ARANDELA
10	061275R1	6	2	ESPAÇADOR	SPACER	PIEZA DISTANCIA
11	061223R1		2	ROLAMENTO	BEARING	COJINETE
12	061305R1	2,50MM	X	CALÇO	SHIM	CALCE
12	061306R1	2,60MM	X	CALÇO	SHIM	CALCE
12	061307R1	2,70MM	X	CALÇO	SHIM	CALCE
12	061308R1	2,80MM	X	CALÇO	SHIM	CALCE
12	061309R1	2,90MM	X	CALÇO	SHIM	CALCE
12	061310R1	3,00MM	X	CALÇO	SHIM	CALCE
12	061311R1	3,10MM	X	CALÇO	SHIM	CALCE
12	061312R1	3,20MM	X	CALÇO	SHIM	CALCE
12	061313R1	3,30MM	X	CALÇO	SHIM	CALCE
12	061314R1	3,40MM	X	CALÇO	SHIM	CALCE



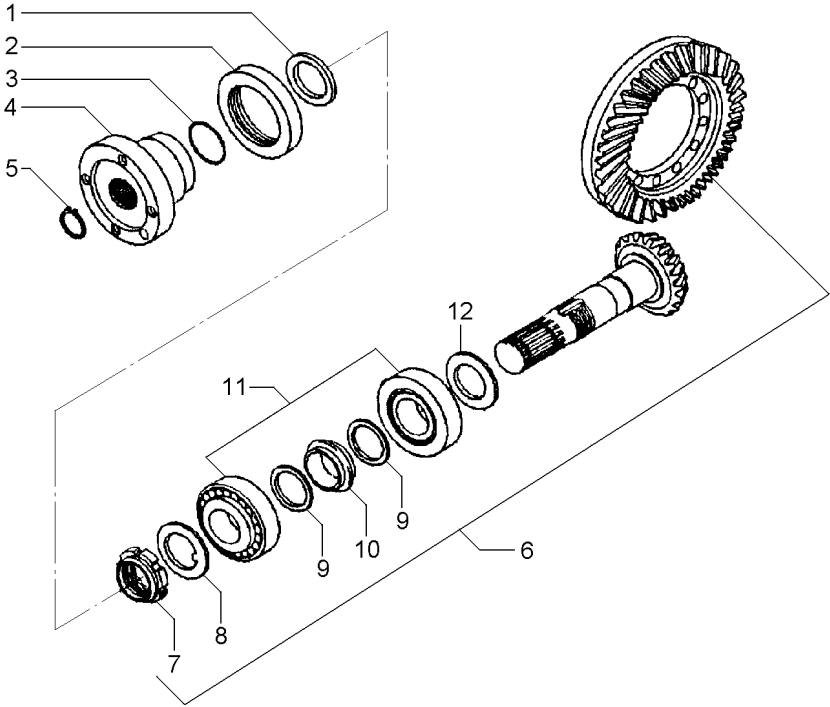
1	3475587M1		12	PARAFUSO	BOLT	PERNO
2	061221R1		2	ROLAMENTO	BEARING	COJINETE
3	040993R1		2	PARAFUSO	BOLT	PERNO
4	3475583M1		2	CHAPA	PLATE	CHAPA
5	3475584M1		2	PORCA	NUT	TUERCA
6	053849R1		2	ANEL	RING	ARO
7	061322R1		2	ARRUELA	WASHER	ARANDELA
8	061288R1		2	ARRUELA	WASHER	ARANDELA
9	061346R1	◀	1	CJ. EIXO	KIT, AXLE	JUEGO DE EJE
10	061347R1	▶	1	CJ. EIXO	KIT, AXLE	JUEGO DE EJE
11	061278R1		1	CJ. CARCAÇA	HOUSE ASSY	CONJ. CARTER
12	041055R1		8	DISCO	DISC	DISCO
13	041054R1		10	DISCO	DISC	DISCO
14	061248R1		2	DISCO	DISC	DISCO
15	6222570M91		1	CJ. ENGRENAGEM	KIT, GEAR	ENGRANAJES JUEGO
16	061246R1	15	4	ARRUELA	WASHER	ARANDELA
17	061247R1	15	2	EIXO	SHAFT	ARBOL
18	066535R1		2	EIXO	SHAFT	ARBOL
19	066530R1		4	CRUZETA	SPIDER	CRUCETA
20	066531R1	19	16	ANEL TRAVA	CIRCLIP	CIRCULITO
20	066532R1	19	16	ANEL TRAVA	CIRCLIP	CIRCULITO
20	066533R1	19	16	ANEL TRAVA	CIRCLIP	CIRCULITO
20	066534R1	19	16	ANEL TRAVA	CIRCLIP	CIRCULITO
21	066528R1		2	GARFO	FORK	HORQUILLA
22	066529R1		4	GRAXEIRA	GREASER	ENGRASADOR
23	066527R1	9 ▶	1	GARFO	FORK	HORQUILLA
24	066526R1	10 ◀	1	GARFO	FORK	HORQUILLA



1	040944R1	4	GRAXEIRA	GREASER	ENGRASADOR
2	061287R1	16	PARAFUSO	BOLT	PERNO
3	061297R1	2	PINO	PIN	PASADOR
4	061231R1	8	TAMPÃO	PAD	ALMOHADILLA
5	061350R1	1	CARCAÇA	HOUSING	ALOJAMIENTO
6	061296R1	2	PINO	PIN	PASADOR
7	061343R1	2	TAMPA	COVER	CUBIERTA
8	053965R1	2	RETENTOR	SEAL	RETEN
9	053966R1	2	BUCHA	BUSH	CASQUILLO
10	053967R1	2	PARAFUSO	BOLT	PERNO
11	053838R1	1	PORCA	NUT	TUERCA
12	061214R1	2	PORCA	NUT	TUERCA
13	061349R1	1	CARCAÇA	HOUSING	ALOJAMIENTO
14	068832R1	2	CJ. BRAÇO	KIT, ARM	JUEGO DE BRAZO
15		1	ARTICULAÇÃO	KNUCKLE	CHARNELA
16		1	PORCA	NUT	TUERCA
17		1	BRAÇO	ARM	BRAZO
18	061321R1	1	CILINDRO	CYLINDER	CILINDRO
19	061212R1	4	PARAFUSO	BOLT	PERNO
20	061234R1	1	HASTE	SPINDLE	MANGUETA
21	061232R1	1	GUIA	GUIDE	GUIA
22	061233R1	1	JG. REPARO	KIT, REPAIR	JUEGO REPARACION

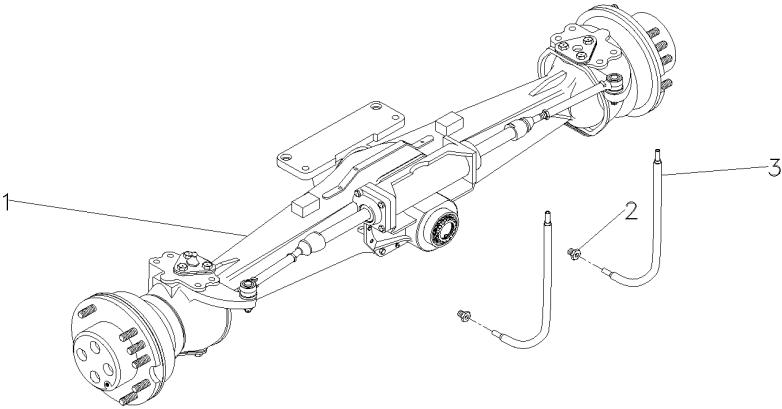


1 061291R1		12 BUCHA	INSERT	INSERCIÓN
2 061273R1	60	2 COROA	SPROCKET	RUEDA DE CADENA
3 053857R1		3 TAMPÃO	PAD	ALMOHADILLA
4 061237R1		2 CUBO	HUB	CUBO
5 3475625M1		6 ARRUELA	WASHER	ARANDELA
6 061227R1		18 ROLETE	ROLLER	RODILLO
7 061274R1	23	6 ENGRENAGEM	GEAR	ENGRANAJE
8 061269R1		2 ARRUELA	WASHER	ARANDELA
9 040926R1		6 ANEL	RING	ARO
10 061229R1		2 ANEL "O"	O RING	JUNTA TORICA
11 061242R1		2 CUBO	HUB	CUBO
12 061249R1		4 ROLAMENTO	BEARING	COJINETE
13 6222575M1		2 RETENTOR	SEAL	RETEN
14 061290R1		8 PRISIONEIRO	STUD	ESPARRAGO
15 041087R1		16 ARRUELA	WASHER	ARANDELA
16 041088R1		16 PORCA	NUT	TUERCA
17 054030R1		2 ANEL	RING	ARO
18 061294R1		2 SUPORTE	BRACKET	SOPORTE
19 061295R1	M10X45	12 PARAFUSO	BOLT	PERNO
20 053858R1	M8X20	4 PARAFUSO	BOLT	PERNO

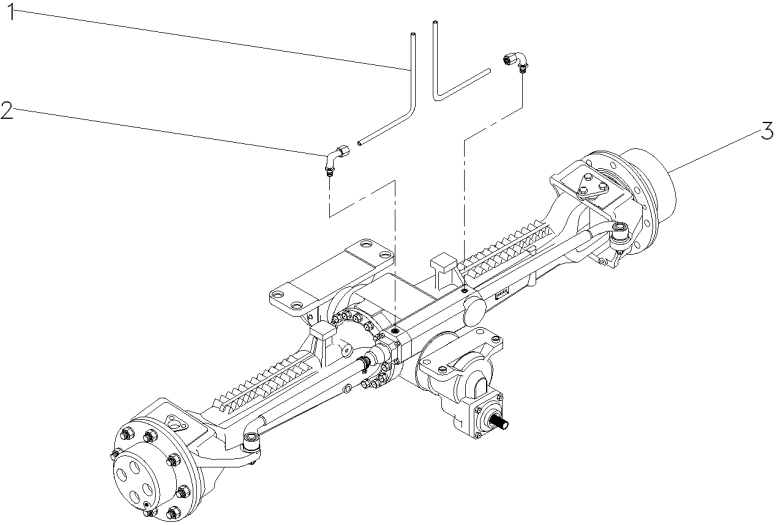


1	061270R1		1	ARRUELA	WASHER	ARANDELA
2	061320R1		1	RETENTOR	SEAL	RETEN
3	061226R1		1	ANEL "O"	O RING	JUNTA TORICA
4	061326R1		1	FLANGE	FLANGE	PLETINA
5	061218R1		1	ANEL	RING	ARO
6	6222568M1	17/32	1	COROA E PINHÃO	KIT, CROWNWHEEL	JUEGO CORONA
7	061251R1	6 M35X1,5	1	PORCA	NUT	TUERCA
8	061252R1	6	1	ARRUELA	WASHER	ARANDELA
9	061277R1	6	2	ARRUELA	WASHER	ARANDELA
10	061275R1	6	2	ESPAÇADOR	SPACER	PIEZA DISTANCIA
11	061223R1		2	ROLAMENTO	BEARING	COJINETE
12	061305R1	2,50MM	X	CALÇO	SHIM	CALCE
12	061306R1	2,60MM	X	CALÇO	SHIM	CALCE
12	061307R1	2,70MM	X	CALÇO	SHIM	CALCE
12	061308R1	2,80MM	X	CALÇO	SHIM	CALCE
12	061309R1	2,90MM	X	CALÇO	SHIM	CALCE
12	061310R1	3,00MM	X	CALÇO	SHIM	CALCE
12	061311R1	3,10MM	X	CALÇO	SHIM	CALCE
12	061312R1	3,20MM	X	CALÇO	SHIM	CALCE
12	061313R1	3,30MM	X	CALÇO	SHIM	CALCE
12	061314R1	3,40MM	X	CALÇO	SHIM	CALCE

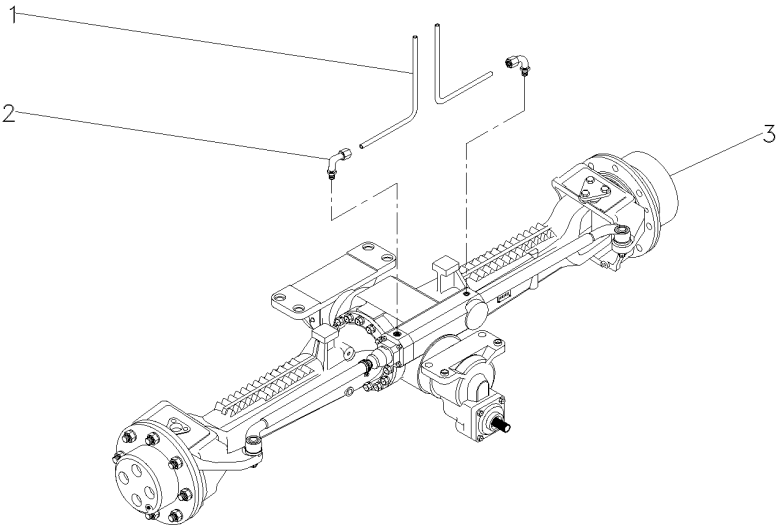
1	061357T1	60-160 No	1	CJ. EIXO DIANT.	FRONT AXLE ASSY	CONJ. EJE DELANT
1		60-165 No	1	CJ. EIXO DIANT.	FRONT AXLE ASSY	CONJ. EJE DELANT
1		60-170 No	1	CJ. EIXO DIANT.	FRONT AXLE ASSY	CONJ. EJE DELANT
1		60-175 No	1	CJ. EIXO DIANT.	FRONT AXLE ASSY	CONJ. EJE DELANT
1		60-180 No	1	CJ. EIXO DIANT.	FRONT AXLE ASSY	CONJ. EJE DELANT
2	043030P1		2	CONEXÃO	CONNECTION	CONEXION
3	3412609M91		2	MANGUEIRA	HOSE	FLEXIBLE



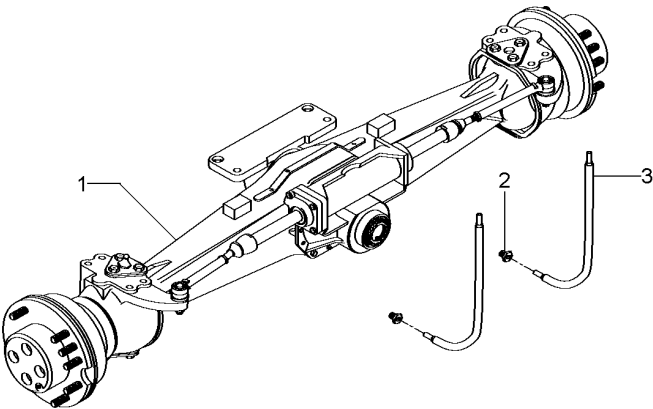
1	022313T2		2	MANGUEIRA	HOSE	FLEXIBLE
2	3411947M91		2	CONEXÃO	CONNECTION	CONEXION
3	037035T1	👁 60-95 No	1	CJ. EIXO DIANT.	FRONT AXLE ASSY	CONJ. EJE DELANT
3		👁 60-100 No	1	CJ. EIXO DIANT.	FRONT AXLE ASSY	CONJ. EJE DELANT
3		👁 60-105 No	1	CJ. EIXO DIANT.	FRONT AXLE ASSY	CONJ. EJE DELANT
3		👁 60-110 No	1	CJ. EIXO DIANT.	FRONT AXLE ASSY	CONJ. EJE DELANT



1	022313T2		2	MANGUEIRA	HOSE	FLEXIBLE
2	3411947M91		2	CONEXÃO	CONNECTION	CONEXION
3	036917T1		1	CJ. EIXO DIANT.	FRONT AXLE ASSY	CONJ. EJE DELANT
		ZF				
		👁		60-115 No		
		👁		60-120 No		
		👁		60-125 No		
		👁		60-130 No		
3			1	CJ. EIXO DIANT.	FRONT AXLE ASSY	CONJ. EJE DELANT
3			1	CJ. EIXO DIANT.	FRONT AXLE ASSY	CONJ. EJE DELANT
3			1	CJ. EIXO DIANT.	FRONT AXLE ASSY	CONJ. EJE DELANT

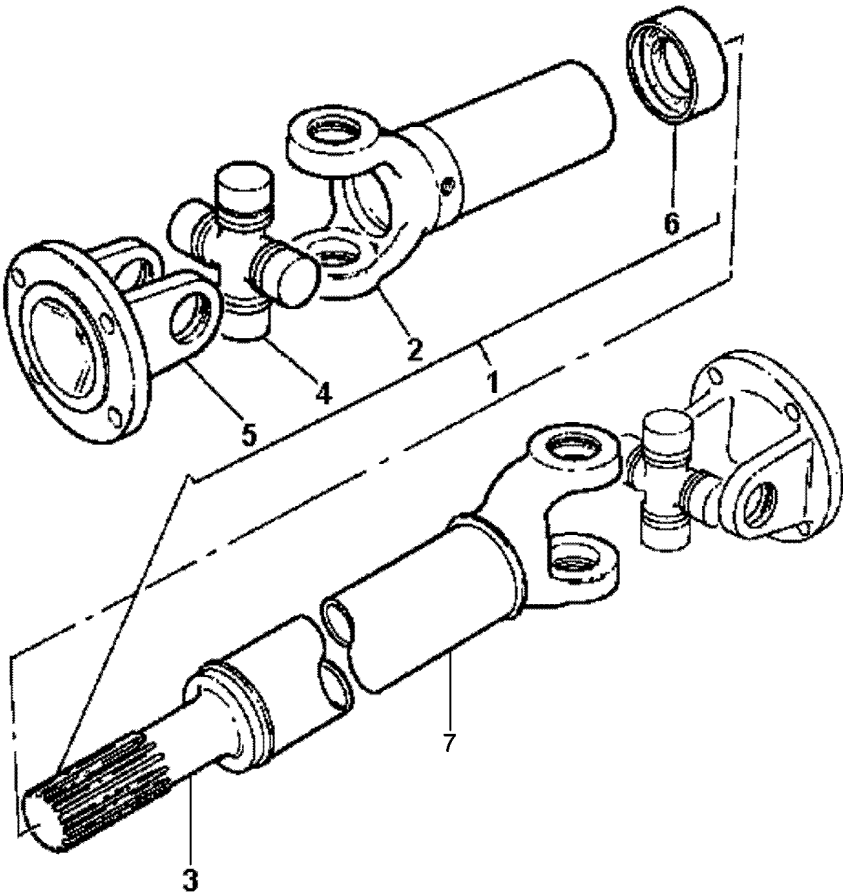


1	061356T1	CARRARO	1	CJ. EIXO DIANT.	FRONT AXLE ASSY	CONJ. EJE DELANT
		60-185 No				
1		60-190 No	1	CJ. EIXO DIANT.	FRONT AXLE ASSY	CONJ. EJE DELANT
1		60-195 No	1	CJ. EIXO DIANT.	FRONT AXLE ASSY	CONJ. EJE DELANT
1		60-200 No	1	CJ. EIXO DIANT.	FRONT AXLE ASSY	CONJ. EJE DELANT
1		60-205 No	1	CJ. EIXO DIANT.	FRONT AXLE ASSY	CONJ. EJE DELANT
2	043030P1		2	CONEXÃO	CONNECTION	CONEXION
3	3412609M91		2	MANGUEIRA	HOSE	FLEXIBLE



Eixo Cardan
Tail Shaft
Eje Cardan

60-230



- 1 6235742M91
- 2 6235578M1
- 3 6235580M1
- 4 6235581M1
- 5 6235577M1
- 6 6235604M1

1

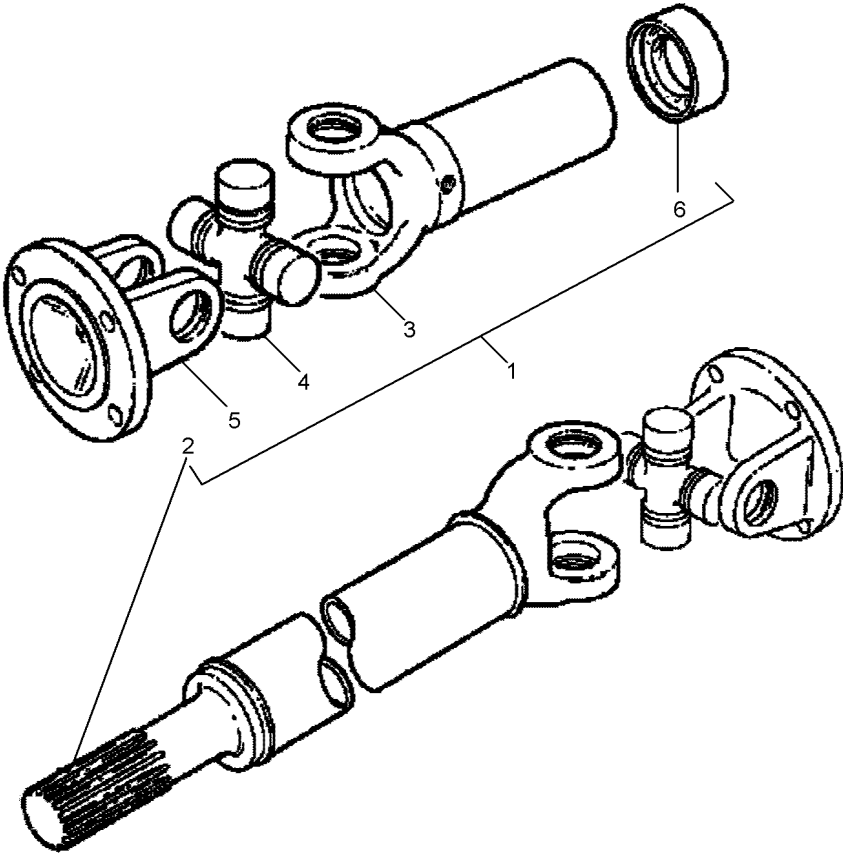
- 1 CARDAN
- 2 GARFO
- 1 PONTEIRA
- 2 CRUZETA
- 2 FLANGE
- 1 LUVA
- 1 TUBO

- DRIVE SHAFT
- FORK
- TOGGLE
- CROSSPIECE
- FLANGE
- SLEEVE
- PIPE

- EJE DE MANDO
- HORQUILLA
- TENSOR
- PIEZA TRANSVERSA
- PLETINA
- MANCHA
- CANO

Eixo Cardan
Tail Shaft
Eje Cardan

60-235



- 1 036909T1
- 2
- 3
- 4 056018T1
- 5 056019T1
- 6 6210262M91

1
1

- 1 CARDAN
- 1 GARFO
- 1 GARFO
- 2 CRUZETA
- 2 FLANGE
- 1 LUVA

- DRIVE SHAFT
- FORK
- FORK
- SPIDER
- FLANGE
- SLEEVE

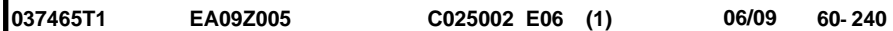
- EJE DE MANDO
- HORQUILLA
- HORQUILLA
- CRUCETA
- PLETINA
- MANCHA

**Direção
Steering
Dirección**

1 037747R1
2 037737R1
3
4
5 037738R1
6 037739R1
7 037740R1
8 037741R1
9
10
11
12 037742R1
13 037743R1
14 037744R1
15 037745R1
16 037746R1

REPAIR
NUT
RING
O RING
PLUNGER
RAIL
LINER
GUIDE
O RING
GASKET
SCRAPER
THIMBLE
CIRCLIP
BALL PIVOT
GREASER
RING

REPARO
TUERCA
ARO
JUNTA TORICA
EMBOLO
RIEL
CAMISA
GUIA
JUNTA TORICA
GAXETA
RASPADOR
DEDAL
CIRCULITO
PIVOTE DE ROTULA
ENGRASADOR
ARO

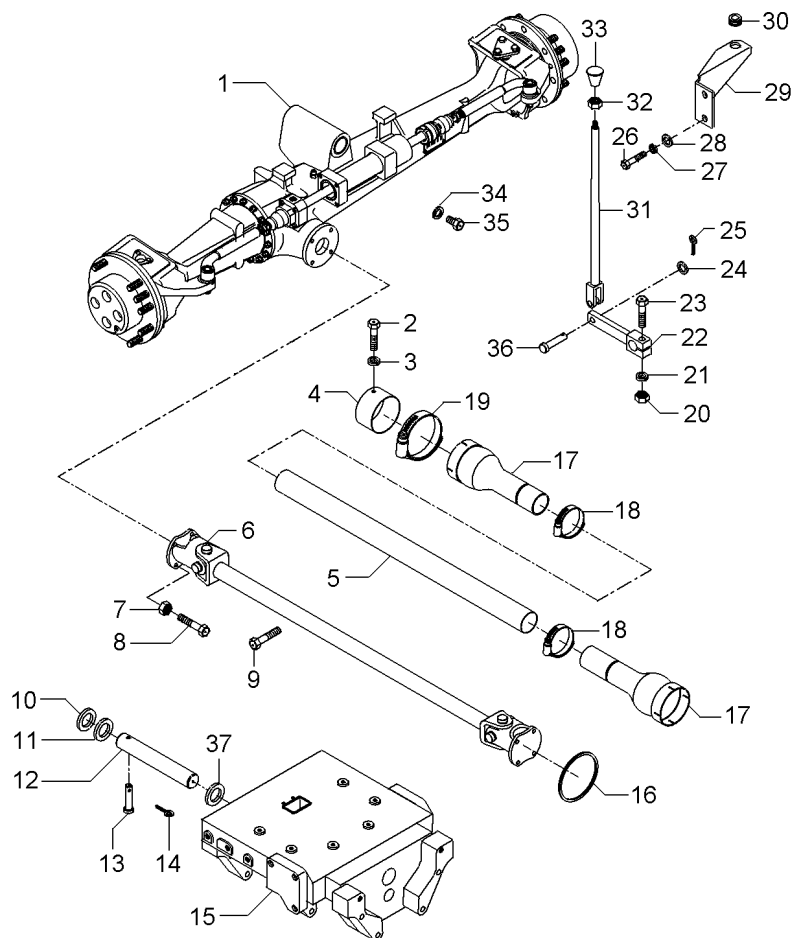


Eixo Dianteiro
Front Axle
Eje Delantero

4 Rodas Motrizes
4 Wheels Drive
4 Ruedas Motriz

60-245

4 Rodas Motrizes - Tração Lateral
4 Wheels Drive - Side Drive
4 Ruedas Motriz - Traccion Lateral



- 1 063119N1
- 2 339124X1
- 3 353446X1
- 4 036903P1
- 5 036911P1
- 6 6235741M91
- 7 353431X1
- 8 353540X1
- 9 391120X1
- 10 898017M2
- 11 882868M2
- 11 882869M2
- 11 898018M2
- 11 898019M2
- 11 898020M2
- 12 042735P1
- 13 033992P1
- 14 195414M1
- 15 037309P3
- 16 1441271X1
- 17 1688236M93
- 18 490804M1
- 19 338623X1
- 20 355566X1
- 21 353434X1
- 22 036838S1
- 23 354264X1
- 24 353756X1
- 25 354059X1
- 26 353677X1
- 27 353446X1
- 28 391388X1
- 29 036859P1
- 30 366195X1
- 31 184174M91
- 32 353430X1
- 33 3410152M1
- 34 181142M1
- 35 037045T1
- 36 832813M1
- 37 6203409M1

60-210 No
M8x1,25x16

60-135 No
3/8x24
3/8x24x1.1/4

1.17/1.12MM
1.30/1.25MM
0.73/0.67MM
0.92/0.87MM
1,04/0.99MM

3/8x16

3/8x16x1.1/4

M10x1,5x25

3/8x24

- 1 CJ. EIXO DIANT.
- 2 PARAFUSO
- 2 ARRUELA
- 1 BLINDAGEM
- 1 TUBO
- 1 CARDAN
- 8 PORCA
- 4 PARAFUSO
- 1 PARAFUSO
- 1 CALÇO
- X CALÇO
- X CALÇO
- X CALÇO
- X CALÇO
- X CALÇO
- 1 PINO
- 1 PINO
- 1 GRAMPO
- 1 SUPORTE
- 1 ANEL "O"
- 2 PROTEÇÃO
- 2 BRAÇADEIRA
- 2 BRAÇADEIRA
- 1 PORCA
- 1 ARRUELA
- 1 ALAVANCA
- 1 PARAFUSO
- 1 ARRUELA
- 1 CONTRAPINO
- 2 PARAFUSO
- 2 ARRUELA
- 2 ARRUELA
- 1 SUPORTE
- 1 PASSA-FIO
- 1 TIRANTE
- 1 PORCA
- 1 MANÍPULO
- 1 ARRUELA
- 1 BUJÃO
- 1 PINO
- 1 ARRUELA

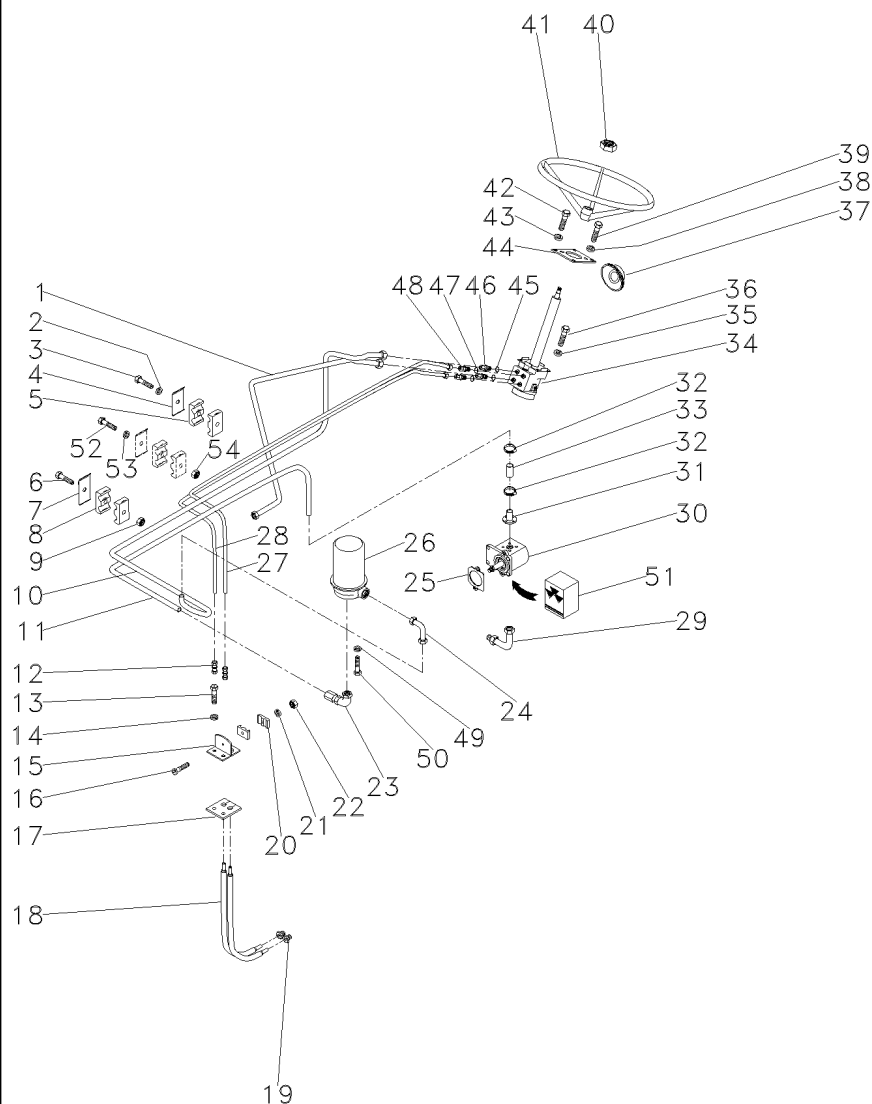
- FRONT AXLE ASSY
- BOLT
- WASHER
- SHIELD
- PIPE
- DRIVE SHAFT
- NUT
- BOLT
- BOLT
- SHIM
- SHIM
- SHIM
- SHIM
- SHIM
- SHIM
- PIN
- PIN
- CRAMP
- BRACKET
- O RING
- GUARD
- CLAMP
- CLAMP
- NUT
- WASHER
- LEVER
- BOLT
- WASHER
- DOWEL
- BOLT
- WASHER
- WASHER
- BRACKET
- GROMMET
- ROD
- NUT
- KNOB
- WASHER
- PLUG
- PIN
- WASHER

- CONJ. EJE DELANT
- PERNO
- ARANDELA
- BLINDAJE
- CANO
- EJE DE MANDO
- TUERCA
- PERNO
- PERNO
- CALCE
- CALCE
- CALCE
- CALCE
- CALCE
- CALCE
- PASADOR
- PASADOR
- PASADOR
- SOPORTE
- JUNTA TORICA
- DEFENSA
- ABRAZADERA
- ABRAZADERA
- TUERCA
- ARANDELA
- PALANCA
- PERNO
- ARANDELA
- CENTRAJE
- PERNO
- ARANDELA
- ARANDELA
- SOPORTE
- PASACABLE
- VARILLA
- TUERCA
- POMO
- ARANDELA
- TAPON
- PASADOR
- ARANDELA

Direção Hidrostática
Hydrostatic Steering
Dirección Hidrostática

2 Rodas Motrizes
2 Wheels Drive
2 Ruedas Motriz

70-10



- | | | |
|----|------------|---------------|
| 1 | 051278P1 | |
| 2 | 353441X1 | |
| 3 | 353671X1 | 1/4x20x1.1/4 |
| 4 | 035445P1 | |
| 5 | 3146896M1 | |
| 6 | 353685X1 | 5/16x18x1.3/4 |
| 7 | 035445P1 | |
| 8 | 3585143M1 | |
| 9 | 353446X1 | |
| 10 | 051280P1 | |
| 11 | 046501P1 | |
| 12 | 3412001M91 | |
| 13 | 353691X1 | 3/8x16x1" |
| 14 | 353434X1 | |
| 15 | 037358S1 | |
| 16 | 3468414M1 | M6x1x35 |
| 17 | 037360P1 | |
| 18 | 022313T2 | |
| 19 | 3411947M91 | |
| 20 | 033212P1 | |
| 21 | 339375X1 | |
| 22 | 339030X1 | M6x1,0 |
| 23 | 3412298M91 | |
| 24 | 3411940M91 | |
| 25 | 037690P1 | |
| 26 | 3411760M91 | 70-20 No |
| 27 | 051284P1 | |
| 28 | 051282P1 | |
| 29 | 3411940M91 | |
| 30 | 045770T1 | |
| 31 | 3225132M91 | |
| 32 | 376830X1 | |
| 33 | 046502T1 | 70-15 No |
| 34 | 049598N1 | |
| 35 | 339376X1 | |
| 36 | 339081X1 | |
| 37 | 067487P1 | |
| 38 | 339376X1 | |
| 39 | 339814X1 | M10x1,5x35 |
| 40 | 3603640M1 | |
| 41 | 040341T1 | |
| 42 | 353679X1 | 5/16x18x1" |
| 43 | 353446X1 | |
| 44 | 027496P2 | |
| 45 | 1441115X1 | |
| 46 | 047154T1 | |
| 47 | 1441115X1 | |
| 48 | 047155T1 | |
| 49 | 339376X1 | |
| 50 | 392097X1 | M10x1,0x20 |

- | | | | |
|---|------------------|---------------|------------------|
| 1 | TUBO | PIPE | CANO |
| 1 | ARRUELA | WASHER | ARANDELA |
| 1 | PARAFUSO | BOLT | PERNO |
| 3 | SUPORTE | BRACKET | SOPORTE |
| 4 | BRAÇADEIRA | CLAMP | ABRAZADERA |
| 1 | PARAFUSO | BOLT | PERNO |
| 3 | SUPORTE | BRACKET | SOPORTE |
| 2 | BRAÇADEIRA | CLAMP | ABRAZADERA |
| 1 | ARRUELA | WASHER | ARANDELA |
| 1 | TUBO | PIPE | CANO |
| 1 | TUBO | PIPE | CANO |
| 2 | CONEXÃO | CONNECTION | CONEXION |
| 2 | PARAFUSO | BOLT | PERNO |
| 2 | ARRUELA | WASHER | ARANDELA |
| 1 | SUPORTE | BRACKET | SOPORTE |
| 1 | PARAFUSO | BOLT | PERNO |
| 1 | PROTEÇÃO | GUARD | DEFENSA |
| 2 | MANGUEIRA | HOSE | FLEXIBLE |
| 2 | CONEXÃO | CONNECTION | CONEXION |
| 2 | BRAÇADEIRA | CLAMP | ABRAZADERA |
| 1 | ARRUELA | WASHER | ARANDELA |
| 1 | PORCA | NUT | TUERCA |
| 1 | CONEXÃO | CONNECTION | CONEXION |
| 1 | CONEXÃO | CONNECTION | CONEXION |
| 1 | JUNTA | GASKET | EMPAQUETADURA. |
| 1 | RESERVATÓRIO | CONTAINER | CONTENEDOR |
| 1 | TUBO | PIPE | CANO |
| 1 | TUBO | PIPE | CANO |
| 1 | CONEXÃO | CONNECTION | CONEXION |
| 1 | CJ. BOMBA | KIT, PUMP | BOMBA JUEGO |
| 1 | FLANGE | FLANGE | PLETINA |
| 2 | BRAÇADEIRA | CLAMP | ABRAZADERA |
| 1 | MANGUEIRA | HOSE | FLEXIBLE |
| 1 | UN. HIDROSTÁTICA | STEERING UNIT | UNIDAD DIRECCION |
| 2 | ARRUELA | WASHER | ARANDELA |
| 2 | PARAFUSO | BOLT | PERNO |
| 1 | COLAR | COLLAR | COLLAR |
| 2 | ARRUELA | WASHER | ARANDELA |
| 2 | PARAFUSO | BOLT | PERNO |
| 1 | PORCA | NUT | TUERCA |
| 1 | VOLANTE | FLYWHEEL | VOLANTE |
| 4 | PARAFUSO | BOLT | PERNO |
| 4 | ARRUELA | WASHER | ARANDELA |
| 1 | FLANGE | FLANGE | PLETINA |
| 2 | ANEL "O" | O RING | JUNTA TORICA |
| 2 | CONEXÃO | CONNECTION | CONEXION |
| 2 | ANEL "O" | O RING | JUNTA TORICA |
| 2 | CONEXÃO | CONNECTION | CONEXION |
| 3 | ARRUELA | WASHER | ARANDELA |
| 3 | PARAFUSO | BOLT | PERNO |

T0216004

EI51Z003

C025002 E06 (1)

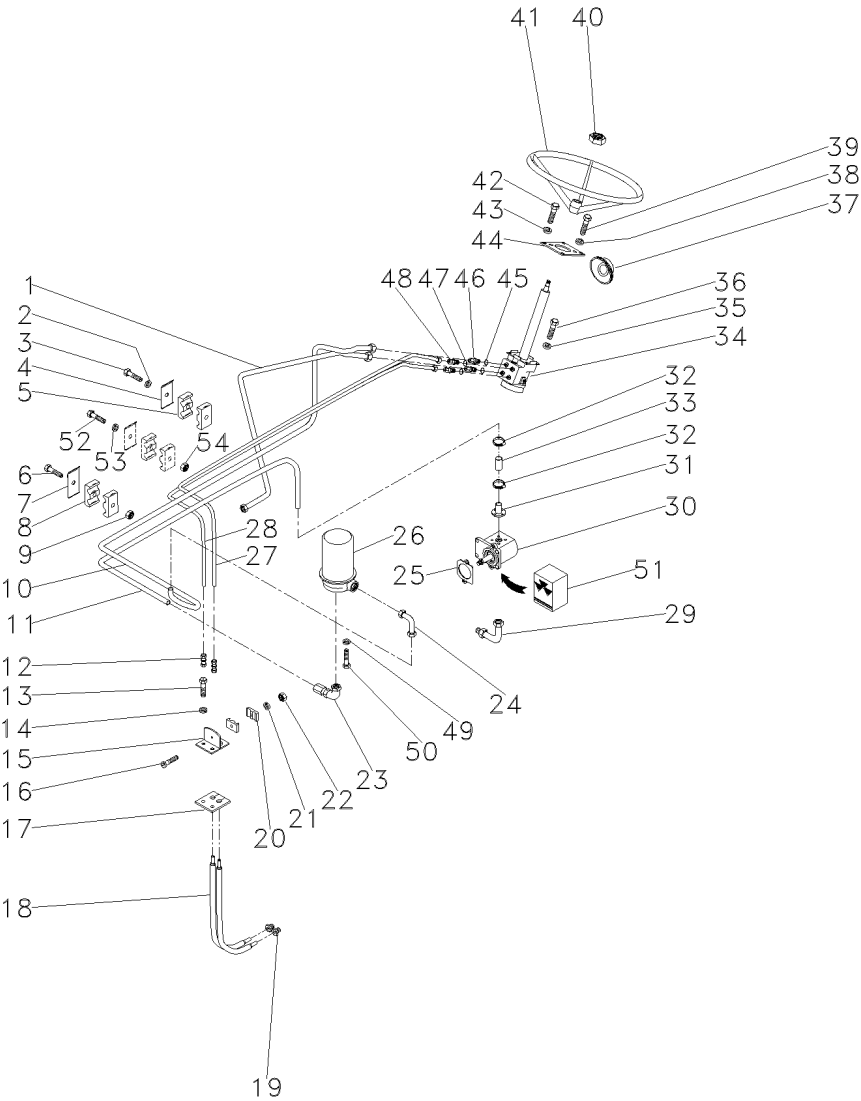
06/09

70-10

Direção Hidrostática
Hydrostatic Steering
Direccion Hidrostática

2 Rodas Motrizes
2 Wheels Drive
2 Ruedas Motriz

70-10



51 020562R1
52 353508X1
53 353441X1
54 353918X1

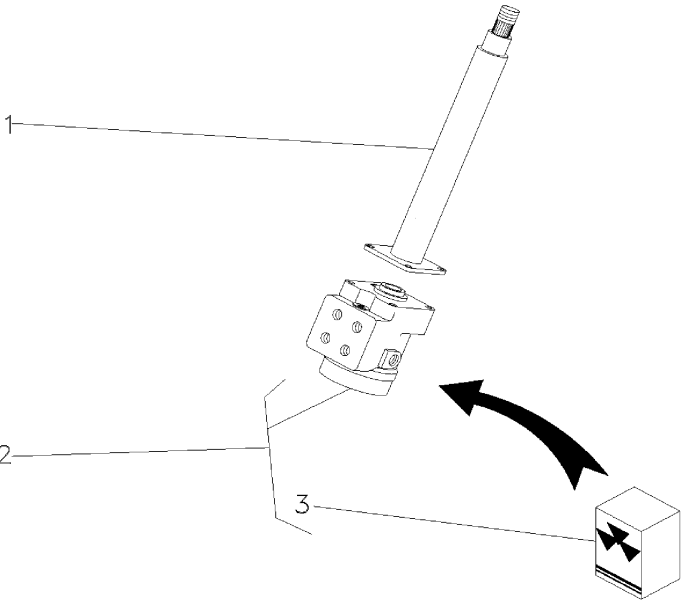
30

1 JG. REPARO
1 PARAFUSO
1 ARRUELA
1 PORCA

KIT, REPAIR
BOLT
WASHER
NUT

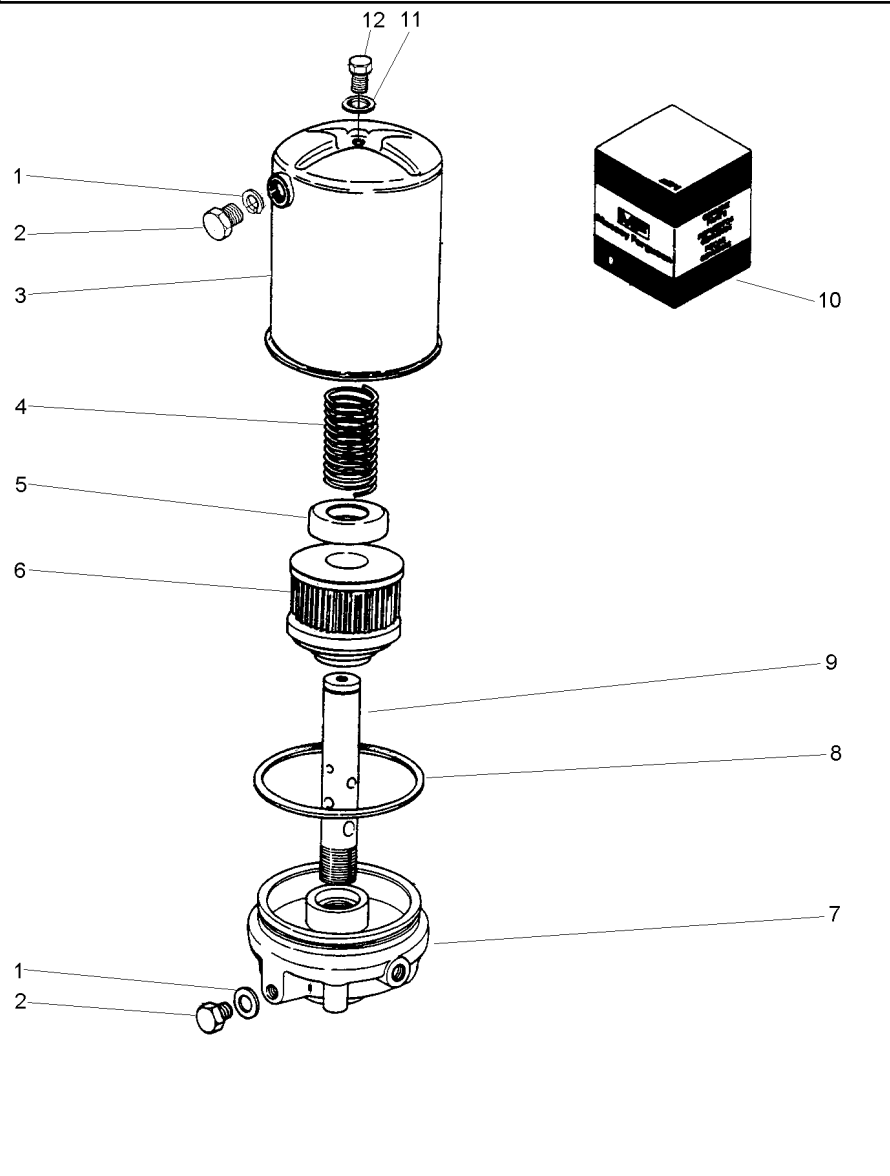
JUEGO REPARACION
PERNO
ARANDELA
TUERCA

1	047809T1		1	COLUNA	COLUMN	COLUMNA
2	047161T1		1	UN. HIDROSTÁTICA	STEERING UNIT	UNIDAD DIRECCION
3	048831R1	2	1	JG. REPARO	KIT, REPAIR	JUEGO REPARACION



Reservatório
Container
Deposito

70-20

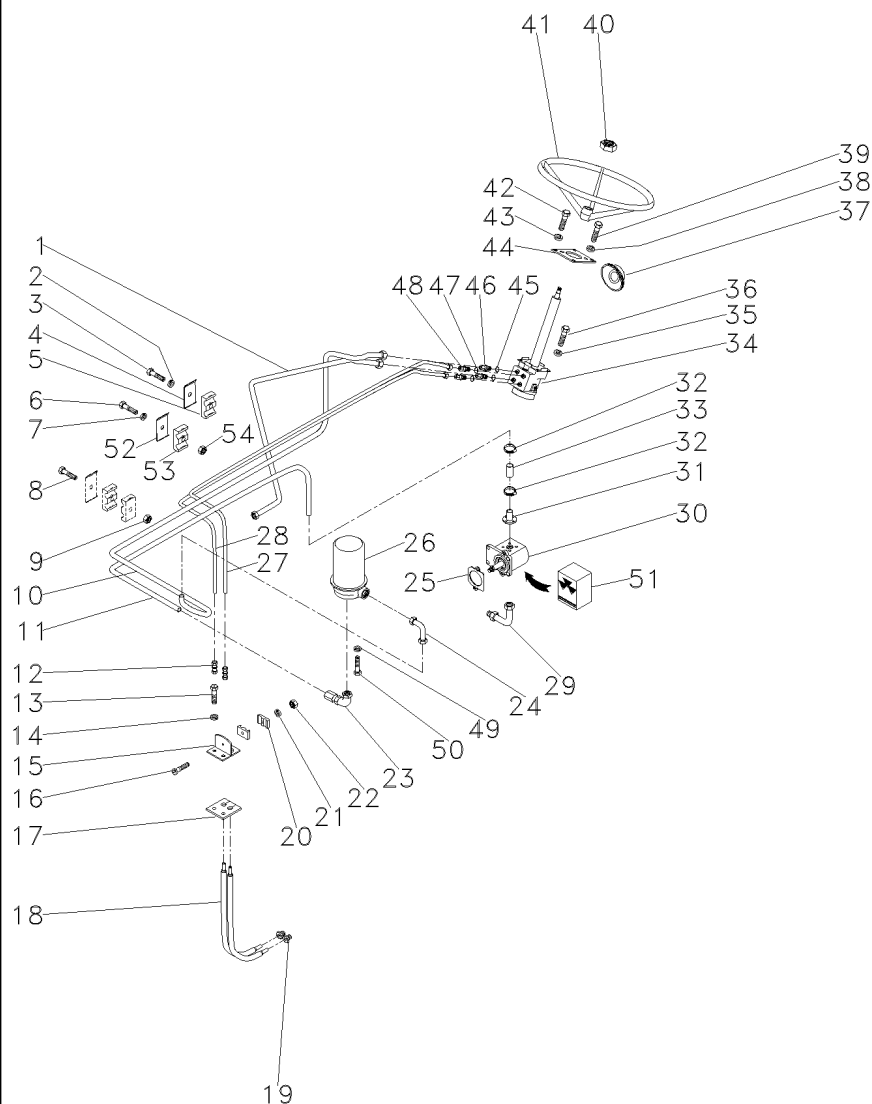


1		10	2	ANEL	RING	ARO
2	2710340M1		2	BUJÃO	PLUG	TAPON
3	3175379M91		1	RESERVATÓRIO	CONTAINER	CONTENEDOR
4	3175201M1		1	MOLA	SPRING	RESORTE
5			1	ARRUELA	WASHER	ARANDELA
6	3175203M1		1	ELEMENTO	ELEMENT	ELEMENTO
7	3176491M1		1	FLANGE	FLANGE	PLETINA
8		10	2	ANEL "O"	O RING	JUNTA TORICA
9			1	TUBO	PIPE	CANO
10	3175212M91		1	JG. REPARO	KIT, REPAIR	JUEGO REPARACION
11		10	1	ANEL	RING	ARO
12	2710989M1		1	PARAFUSO	BOLT	PERNO

Direção Hidrostática
Hydrostatic Steering
Dirección Hidrostática

70-25

4 Rodas Motrizes - Tração Lateral
4 Wheels Drive - Side Drive
4 Ruedas Motriz - Traccion Lateral



- 1 051278P1
- 2 353441X1
- 3 353671X1
- 4 3146897M1
- 5 3146896M1
- 6 353508X1
- 7 353441X1
- 8 353685X1
- 9 353446X1
- 10 051280P1
- 11 046501P1
- 12 3412001M91
- 13 353691X1
- 14 353434X1
- 15 037358S1
- 16 3468414M1
- 17 037360P1
- 18 022313T2
- 18 3412609M91
- 19 3411947M91
- 19 043030P1
- 20 033212P1
- 21 339375X1
- 22 339030X1
- 23 3412298M91
- 24 3412002M91
- 25 037690P1
- 26 3411760M91
- 27 051284P1
- 28 051282P1
- 29 3411940M91
- 30 045770T1
- 31 3225132M91
- 32 376830X1
- 33 046502T1
- 34 049599N1
- 35 339376X1
- 36 339081X1
- 37 067487P1
- 38 339376X1
- 39 339814X1
- 40 3603640M1
- 41 040341T1
- 42 353679X1
- 43 353446X1
- 44 027496P2
- 45 1441115X1
- 46 047154T1
- 47 1441115X1
- 48 047155T1

ZF
Carraro
ZF
Carraro

👁 70-20 No

👁 70-30 No

1 TUBO	PIPE	CANO
1 ARRUELA	WASHER	ARANDELA
1 PARAFUSO	BOLT	PERNO
3 REFORÇO	REINFORCEMENT	REFUERZO
4 BRAÇADEIRA	CLAMP	ABRAZADERA
1 PARAFUSO	BOLT	PERNO
1 ARRUELA	WASHER	ARANDELA
1 PARAFUSO	BOLT	PERNO
1 ARRUELA	WASHER	ARANDELA
1 TUBO	PIPE	CANO
1 TUBO	PIPE	CANO
2 CONEXÃO	CONNECTION	CONEXION
2 PARAFUSO	BOLT	PERNO
2 ARRUELA	WASHER	ARANDELA
1 SUPORTE	BRACKET	SOPORTE
1 PARAFUSO	BOLT	PERNO
1 PROTEÇÃO	GUARD	DEFENSA
2 MANGUEIRA	HOSE	FLEXIBLE
2 MANGUEIRA	HOSE	FLEXIBLE
2 CONEXÃO	CONNECTION	CONEXION
2 CONEXÃO	CONNECTION	CONEXION
2 BRAÇADEIRA	CLAMP	ABRAZADERA
1 ARRUELA	WASHER	ARANDELA
1 PORCA	NUT	TUERCA
1 CONEXÃO	CONNECTION	CONEXION
1 CONEXÃO	CONNECTION	CONEXION
1 JUNTA	GASKET	EMPAQUETADURA
1 RESERVATÓRIO	CONTAINER	CONTENEDOR
1 TUBO	PIPE	CANO
1 TUBO	PIPE	CANO
1 CONEXÃO	CONNECTION	CONEXION
1 CJ. BOMBA	KIT, PUMP	BOMBA JUEGO
1 FLANGE	FLANGE	PLETINA
2 BRAÇADEIRA	CLAMP	ABRAZADERA
1 MANGUEIRA	HOSE	FLEXIBLE
1 UN. HIDROSTÁTICA	STEERING UNIT	UNIDAD DIRECCION
2 ARRUELA	WASHER	ARANDELA
2 PARAFUSO	BOLT	PERNO
1 COLAR	COLLAR	COLLAR
2 ARRUELA	WASHER	ARANDELA
2 PARAFUSO	BOLT	PERNO
1 PORCA	NUT	TUERCA
1 VOLANTE	FLYWHEEL	VOLANTE
4 PARAFUSO	BOLT	PERNO
4 ARRUELA	WASHER	ARANDELA
1 FLANGE	FLANGE	PLETINA
2 ANEL "O"	O RING	JUNTA TORICA
2 CONEXÃO	CONNECTION	CONEXION
2 ANEL "O"	O RING	JUNTA TORICA
2 CONEXÃO	CONNECTION	CONEXION

T0216040

EI53Z005

C025002 E06 (1)

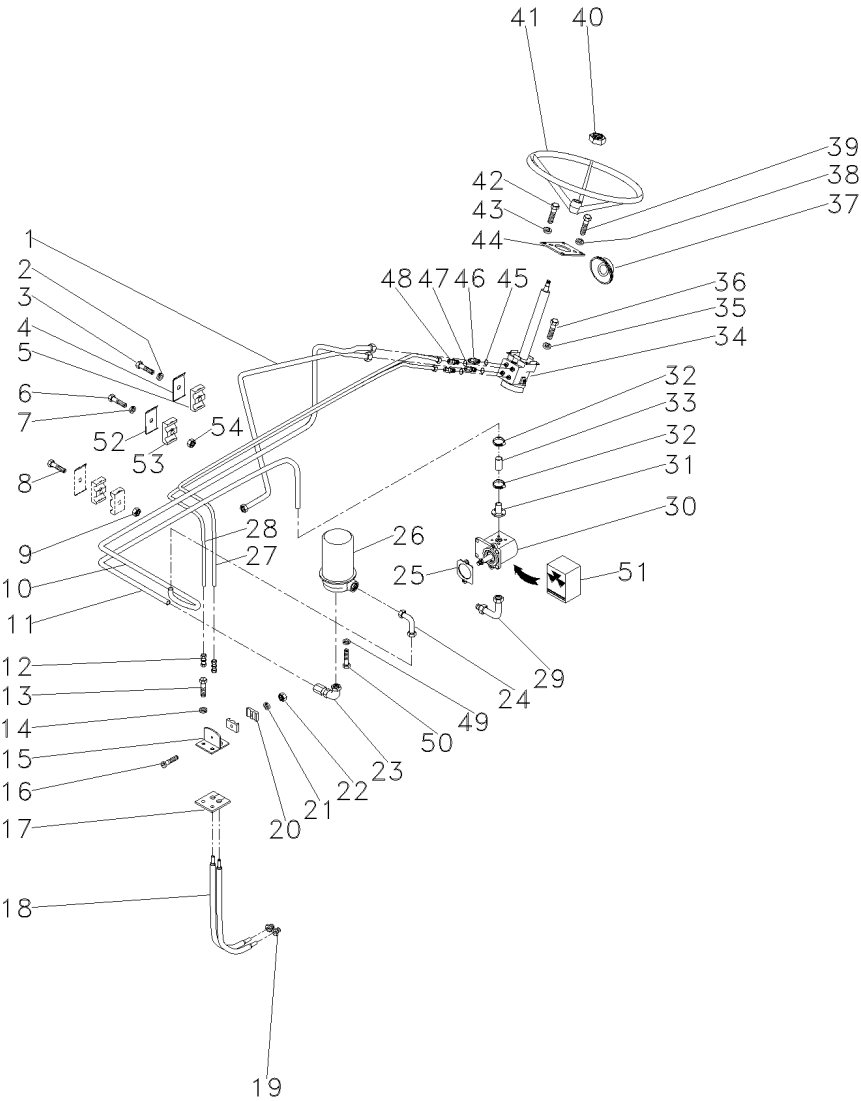
06/09

70-25

Direção Hidrostática
Hydrostatic Steering
Dirección Hidrostática

70-25

4 Rodas Motrizes - Tração Lateral
4 Wheels Drive - Side Drive
4 Ruedas Motriz - Traccion Lateral



- 49 339376X1
- 50 392097X1
- 51 020562R1
- 52 3146897M1
- 53 3585143M1
- 54 353918X1

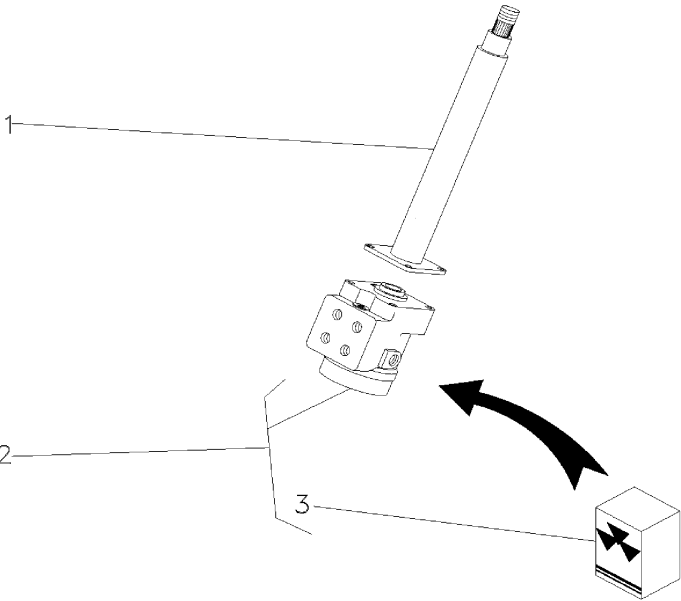
30

- 3 ARRUELA
- 3 PARAFUSO
- 1 JG. REPARO
- 1 REFORÇO
- 2 BRAÇADEIRA
- 1 PORCA

- WASHER
- BOLT
- KIT, REPAIR
- REINFORCEMENT
- CLAMP
- NUT

- ARANDELA
- PERNO
- JUEGO REPARACION
- REFUERZO
- ABRAZADERA
- TUERCA

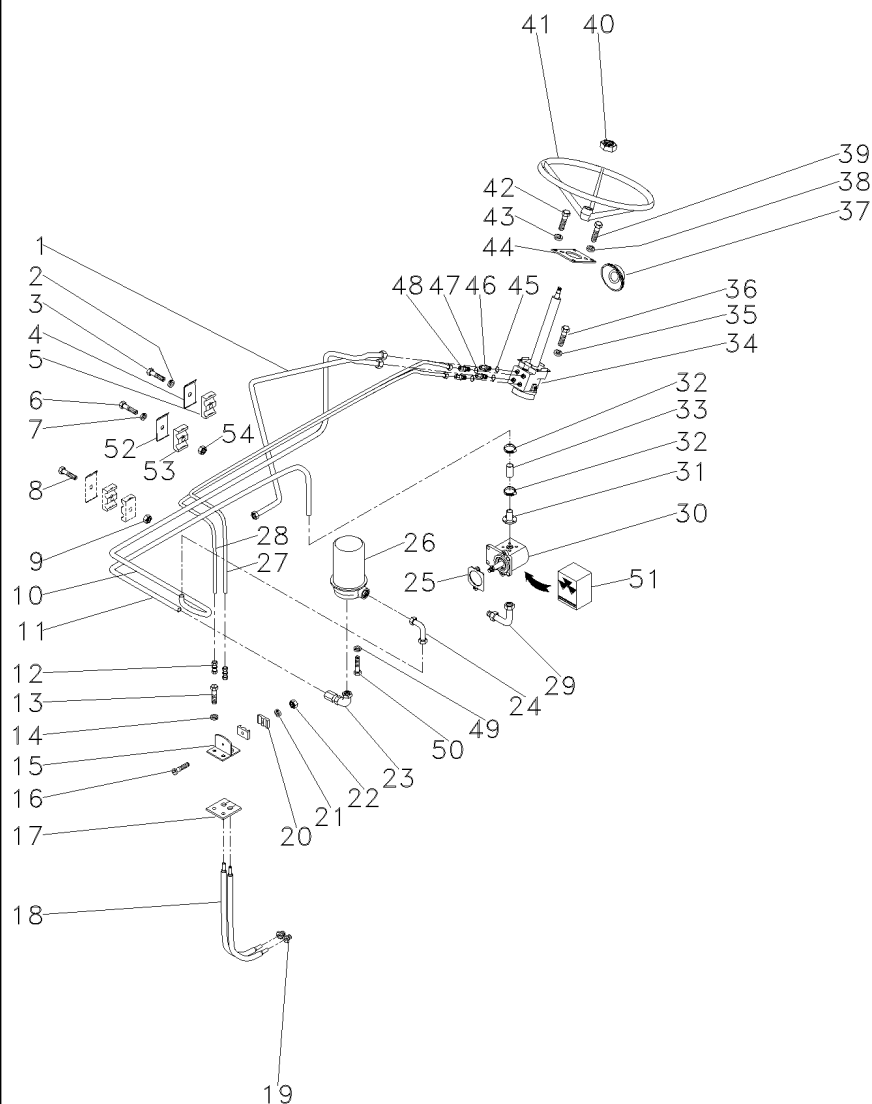
1	047809T1		1	COLUNA	COLUMN	COLUMNA
2	047158T1		1	UN. HIDROSTÁTICA	STEERING UNIT	UNIDAD DIRECCION
3	048831R1	2	1	JG. REPARO	KIT, REPAIR	JUEGO REPARACION



Direção Hidrostática
Hydrostatic Steering
Dirección Hidrostática

70-35

4 Rodas Motrizes/Estreito - Tração Lateral
4 Wheels Drive/Narrow - Side Drive
4 Ruedas Motriz/Estrecho - Tracción Lateral



- 1 051278P1
- 2 353441X1
- 3 353671X1
- 4 3146897M1
- 5 3146896M1
- 6 353508X1
- 7 353441X1
- 8 353685X1
- 9 353446X1
- 10 051280P1
- 11 046501P1
- 12 3412001M91
- 13 353691X1
- 14 353434X1
- 15 037358S1
- 16 3468414M1
- 17 037360P1
- 18 022313T2
- 19 3411947M91
- 20 033212P1
- 21 339375X1
- 22 339030X1
- 23 3412298M91
- 24 3412002M91
- 25 037690P1
- 26 3411760M91
- 27 051284P1
- 28 051284P1
- 29 3411940M91
- 30 045770T1
- 31 3225132M91
- 32 3149292M1
- 33 046502T1
- 34 049599N1
- 35 339376X1
- 36 339081X1
- 37 067487P1
- 38 339376X1
- 39 339814X1
- 40 3603640M1
- 41 058019P1
- 42 353679X1
- 43 353446X1
- 44 027496P2
- 45 1441115X1
- 46 047154T1
- 47 1441115X1
- 48 047155T1
- 49 339376X1
- 50 392097X1

70-20 No

70-30 No

- | | | |
|--------------------|----------------|------------------|
| 1 TUBO | PIPE | CANO |
| 1 ARRUELA | WASHER | ARANDELA |
| 1 PARAFUSO | BOLT | PERNO |
| 3 REFORÇO | REINFORCEMENT | REFUERZO |
| 4 BRAÇADEIRA | CLAMP | ABRAZADERA |
| 1 PARAFUSO | BOLT | PERNO |
| 1 ARRUELA | WASHER | ARANDELA |
| 1 PARAFUSO | BOLT | PERNO |
| 1 ARRUELA | WASHER | ARANDELA |
| 1 TUBO | PIPE | CANO |
| 1 TUBO | PIPE | CANO |
| 2 CONEXÃO | CONNECTION | CONEXION |
| 2 PARAFUSO | BOLT | PERNO |
| 2 ARRUELA | WASHER | ARANDELA |
| 1 SUPORTE | BRACKET | SOPORTE |
| 1 PARAFUSO | BOLT | PERNO |
| 1 PROTEÇÃO | GUARD | DEFENSA |
| 2 MANGUEIRA | HOSE | FLEXIBLE |
| 2 CONEXÃO | CONNECTION | CONEXION |
| 2 BRAÇADEIRA | CLAMP | ABRAZADERA |
| 1 ARRUELA | WASHER | ARANDELA |
| 1 PORCA | NUT | TUERCA |
| 1 CONEXÃO | CONNECTION | CONEXION |
| 1 CONEXÃO | CONNECTION | CONEXION |
| 1 JUNTA | GASKET | EMPAQUETADURA |
| 1 RESERVATÓRIO | CONTAINER | CONTENEDOR |
| 1 TUBO | PIPE | CANO |
| 1 TUBO | PIPE | CANO |
| 1 CONEXÃO | CONNECTION | CONEXION |
| 1 C.J. BOMBA | KIT, PUMP | BOMBA JUEGO |
| 1 FLANGE | FLANGE | PLETINA |
| 2 BRAÇADEIRA | CLAMP | ABRAZADERA |
| 1 MANGUEIRA | HOSE | FLEXIBLE |
| 1 UN. HIDROSTÁTICA | STEERING UNIT | UNIDAD DIRECCION |
| 2 ARRUELA | WASHER | ARANDELA |
| 2 PARAFUSO | BOLT | PERNO |
| 1 COLAR | COLLAR | COLLAR |
| 2 ARRUELA | WASHER | ARANDELA |
| 2 PARAFUSO | BOLT | PERNO |
| 1 PORCA | NUT | TUERCA |
| 1 VOLANTE DIREÇÃO | STEERING WHEEL | VOLANT DIRECCION |
| 4 PARAFUSO | BOLT | PERNO |
| 4 ARRUELA | WASHER | ARANDELA |
| 1 FLANGE | FLANGE | PLETINA |
| 2 ANEL "O" | O RING | JUNTA TORICA |
| 2 CONEXÃO | CONNECTION | CONEXION |
| 2 ANEL "O" | O RING | JUNTA TORICA |
| 2 CONEXÃO | CONNECTION | CONEXION |
| 3 ARRUELA | WASHER | ARANDELA |
| 3 PARAFUSO | BOLT | PERNO |

T0216116

EI53Z012

C025002 E06 (1)

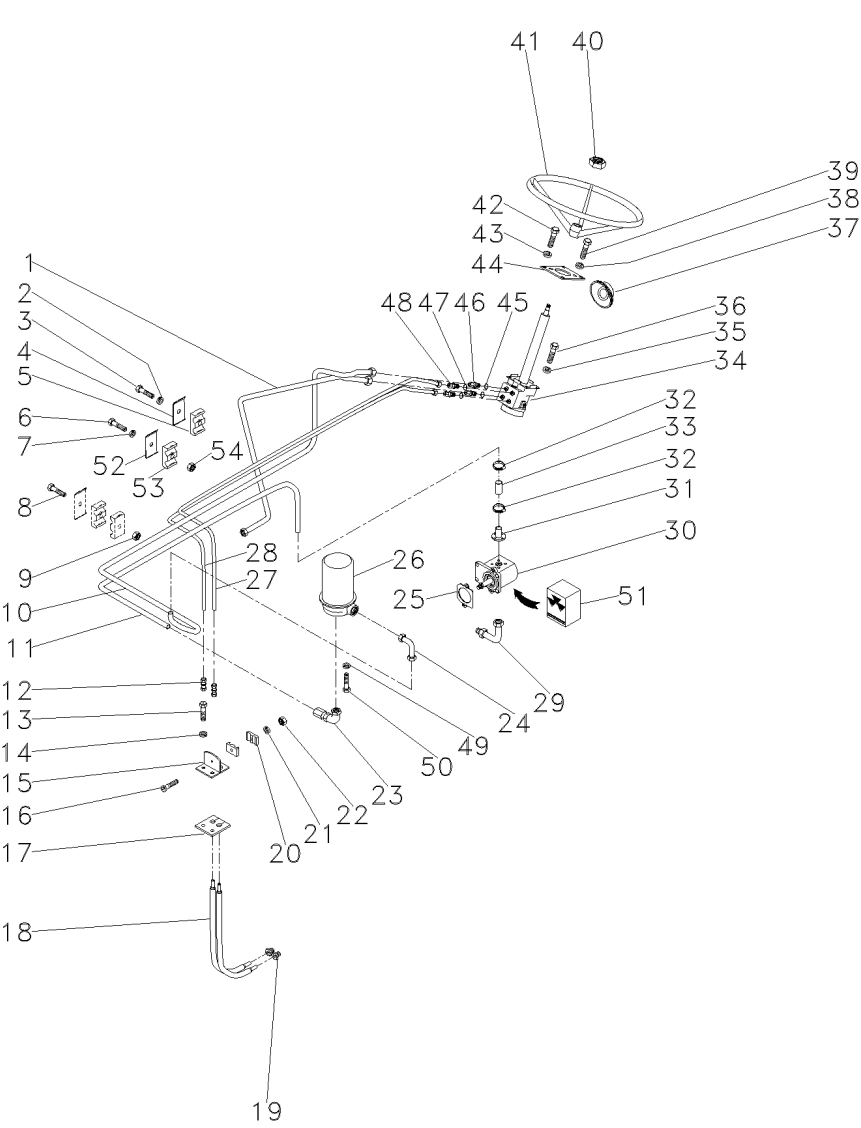
06/09

70-35

Direção Hidrostática
Hydrostatic Steering
Dirección Hidrostática

70-35

4 Rodas Motrizes/Estreito - Tração Lateral
4 Wheels Drive/Narrow - Side Drive
4 Ruedas Motriz/Estrecho - Tracción Lateral



- 51 020562R1
- 52 3146897M1
- 53 3585143M1
- 54 353918X1

30

- 1 JG. REPARO
- 1 REFORÇO
- 2 BRAÇADEIRA
- 1 PORCA

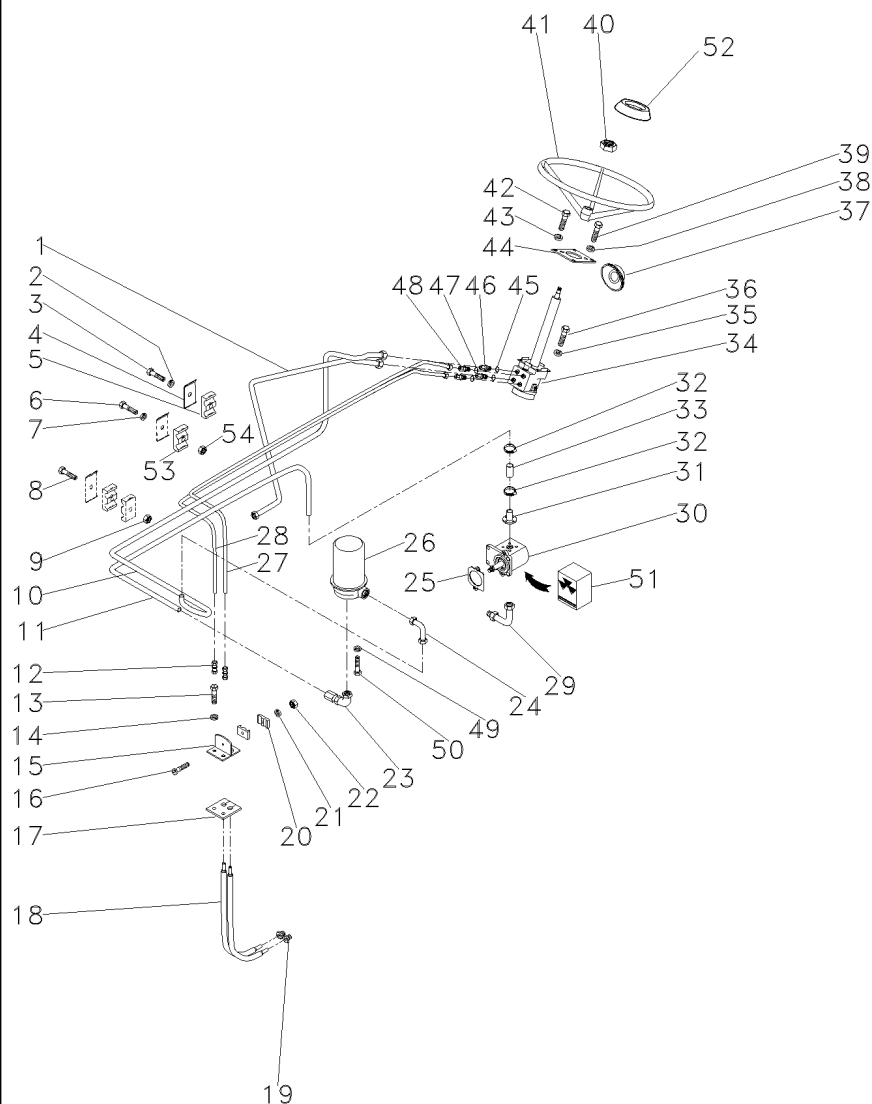
- KIT, REPAIR
- REINFORCEMENT
- CLAMP
- NUT

- JUEGO REPARACION
- REFUERZO
- ABRAZADERA
- TUERCA

Direção Hidrostática
Hydrostatic Steering
Dirección Hidrostática

70-40

Estreito E Super Estreito Com Hidráulico
Narrow And Super Narrow With Hydraulic
Estrecho E Super Estrecho Con Hidraulico



- 1 051278P1
- 2 353441X1
- 3 353671X1
- 4 035445P1
- 5 3146896M1
- 6 353508X1
- 7 353441X1
- 8 353685X1
- 9 353446X1
- 10 051280P1
- 11 046501P1
- 12 3412001M91
- 13 353691X1
- 14 353434X1
- 15 037358S1
- 16 3468414M1
- 17 037360P1
- 18 022313T2
- 19 3411947M91
- 20 033212P1
- 21 339375X1
- 22 339030X1
- 23 3412298M91
- 24 3412002M91
- 25 037690P1
- 26 3411760M91
- 27 051284P1
- 28 051284P1
- 29 3411940M91
- 30 045770T1
- 31 3225132M91
- 32 376830X1
- 33 046502T1
- 34 047161T1
- 34 047809T1
- 35 339376X1
- 36 339081X1
- 37 067487P1
- 38 339376X1
- 39 339814X1
- 40 3603640M1
- 41 058019P1
- 42 353679X1
- 43 353446X1
- 44 027496P2
- 45 1441115X1
- 46 047154T1
- 47 1441115X1
- 48 047155T1
- 49 339376X1

70-20 No

70-45 No

- | | | |
|--------------------|----------------|------------------|
| 1 TUBO | PIPE | CANO |
| 1 ARRUELA | WASHER | ARANDELA |
| 1 PARAFUSO | BOLT | PERNO |
| 3 SUPORTE | BRACKET | SOPORTE |
| 4 BRAÇADEIRA | CLAMP | ABRAZADERA |
| 1 PARAFUSO | BOLT | PERNO |
| 1 ARRUELA | WASHER | ARANDELA |
| 1 PARAFUSO | BOLT | PERNO |
| 1 ARRUELA | WASHER | ARANDELA |
| 1 TUBO | PIPE | CANO |
| 1 TUBO | PIPE | CANO |
| 2 CONEXÃO | CONNECTION | CONEXION |
| 2 PARAFUSO | BOLT | PERNO |
| 2 ARRUELA | WASHER | ARANDELA |
| 1 SUPORTE | BRACKET | SOPORTE |
| 1 PARAFUSO | BOLT | PERNO |
| 1 PROTEÇÃO | GUARD | DEFENSA |
| 2 MANGUEIRA | HOSE | FLEXIBLE |
| 2 CONEXÃO | CONNECTION | CONEXION |
| 2 BRAÇADEIRA | CLAMP | ABRAZADERA |
| 1 ARRUELA | WASHER | ARANDELA |
| 1 PORCA | NUT | TUERCA |
| 1 CONEXÃO | CONNECTION | CONEXION |
| 1 CONEXÃO | CONNECTION | CONEXION |
| 1 JUNTA | GASKET | EMPAQUETADURA. |
| 1 RESERVATÓRIO | CONTAINER | CONTENEDOR |
| 1 TUBO | PIPE | CANO |
| 1 TUBO | PIPE | CANO |
| 1 CONEXÃO | CONNECTION | CONEXION |
| 1 CJ. BOMBA | KIT, PUMP | BOMBA JUEGO |
| 1 FLANGE | FLANGE | PLETINA |
| 2 BRAÇADEIRA | CLAMP | ABRAZADERA |
| 1 MANGUEIRA | HOSE | FLEXIBLE |
| 1 UN. HIDROSTÁTICA | STEERING UNIT | UNIDAD DIRECCION |
| 1 COLUNA | COLUMN | COLUMNA |
| 2 ARRUELA | WASHER | ARANDELA |
| 2 PARAFUSO | BOLT | PERNO |
| 1 COLAR | COLLAR | COLLAR |
| 2 ARRUELA | WASHER | ARANDELA |
| 2 PARAFUSO | BOLT | PERNO |
| 1 PORCA | NUT | TUERCA |
| 1 VOLANTE DIREÇÃO | STEERING WHEEL | VOLANT DIRECCION |
| 4 PARAFUSO | BOLT | PERNO |
| 4 ARRUELA | WASHER | ARANDELA |
| 1 FLANGE | FLANGE | PLETINA |
| 2 ANEL "O" | O RING | JUNTA TORICA |
| 2 CONEXÃO | CONNECTION | CONEXION |
| 2 ANEL "O" | O RING | JUNTA TORICA |
| 2 CONEXÃO | CONNECTION | CONEXION |
| 3 ARRUELA | WASHER | ARANDELA |

T0216168

EI53Z020

C025002 E06 (1)

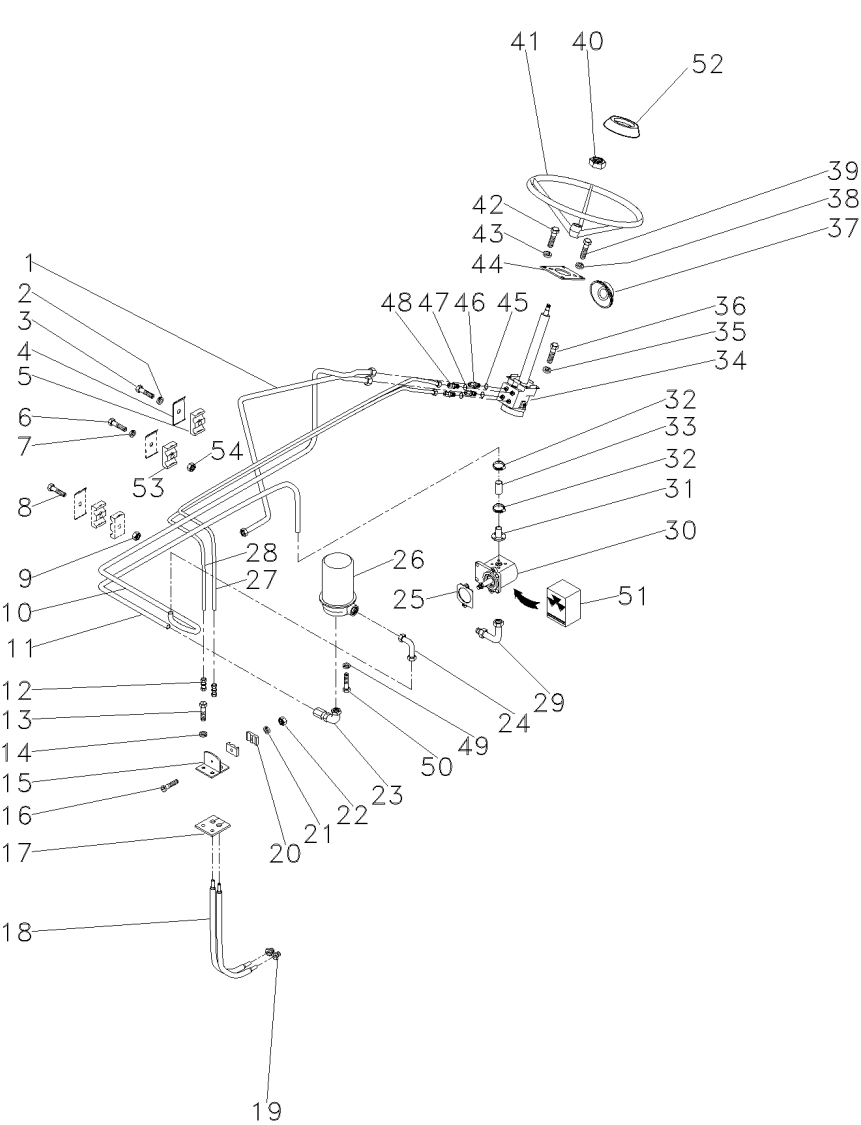
06/09

70-40

Direção Hidrostática
Hydrostatic Steering
Dirección Hidrostática

70-40

Estreito E Super Estreito Com Hidráulico
Narrow And Super Narrow With Hydraulic
Estrecho E Super Estrecho Con Hidraulico



50 392097X1
51 020562R1
52 061181T1
53 3585143M1
54 353918X1

3 PARAFUSO
1 JG. REPARO
1 EMBLEMA
2 BRAÇADEIRA
1 PORCA

BOLT
KIT, REPAIR
EMBLEM
CLAMP
NUT

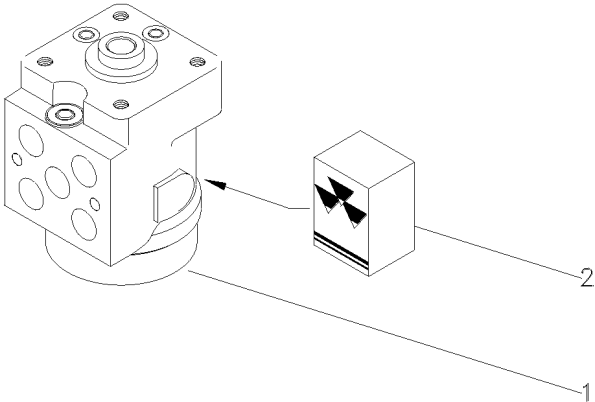
PERNO
JUEGO REPARACION
EMBLEMA
ABRAZADERA
TUERCA

Unidade Hidrostática
Steering Unit
Direccion

70-45

- 1 047161T1
- 2 048831R1

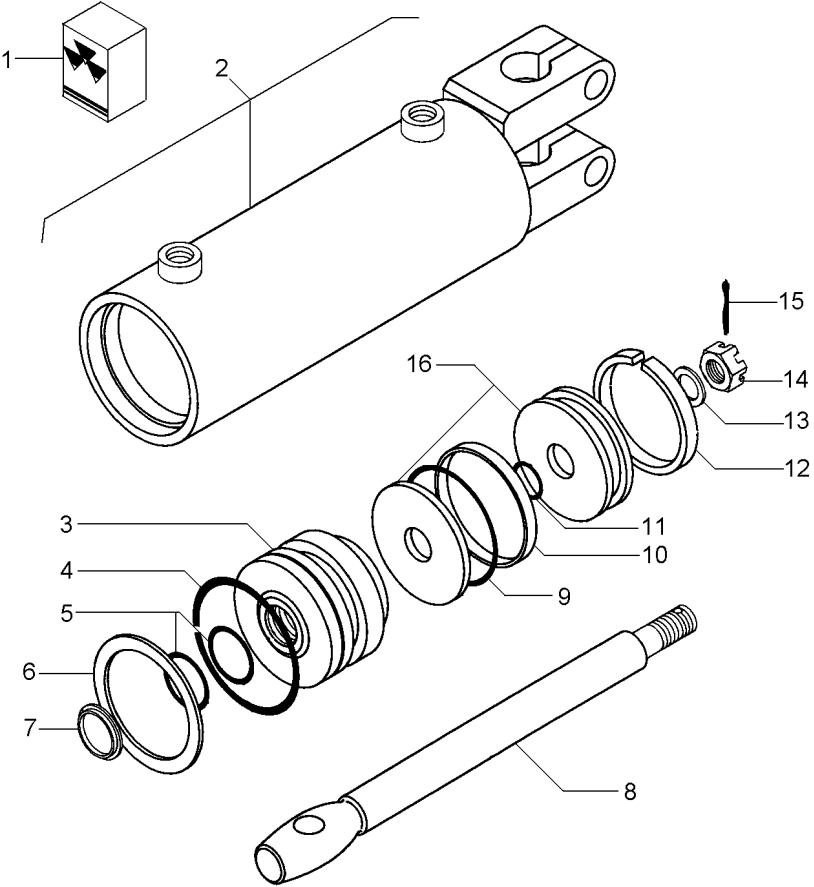
1 UN. HIDROSTÁTICA	STEERING UNIT	UNIDAD DIRECCION
1 JG. REPARO	KIT, REPAIR	JUEGO REPARACION



Cilindro Hidráulico Da Direção
Steering Cylinder
Cilindro Direccion

70-50

2 Rodas Motrizes
2 Wheels Drive
2 Ruedas Motriz



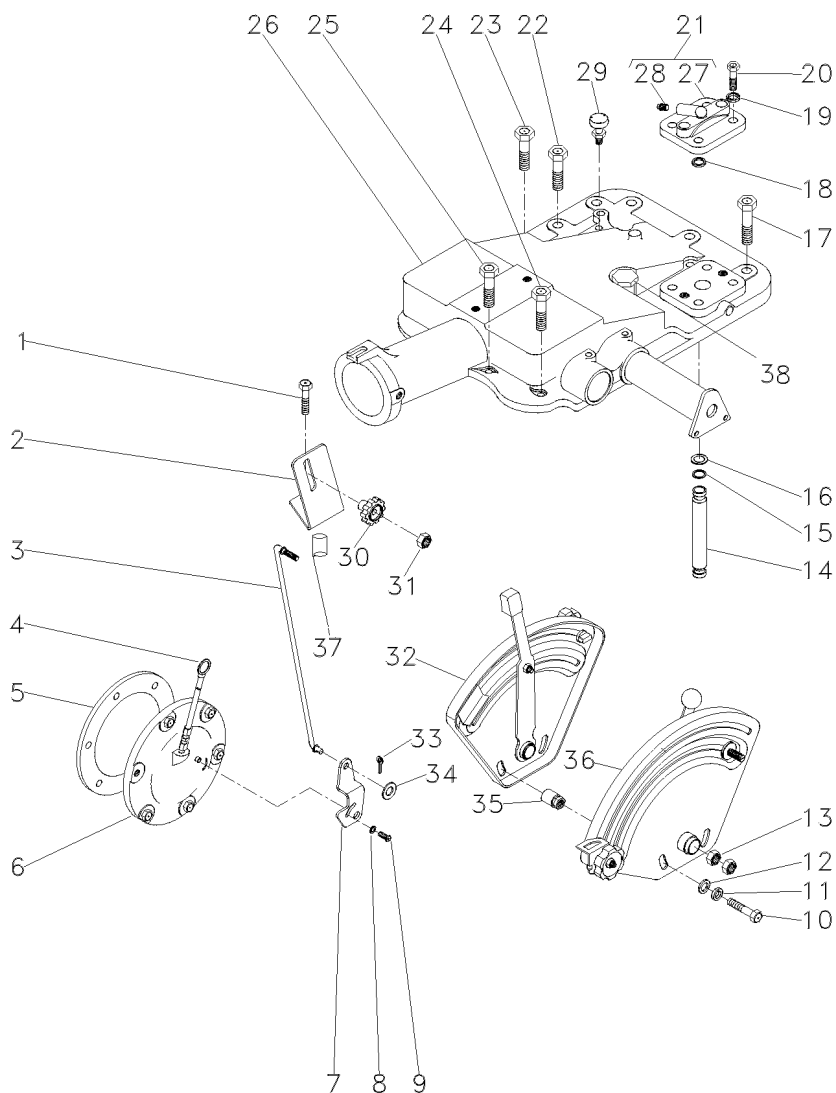
1	2730954M91	
2		3148318M91
3	2730952M1	2
4		1
5		1
6	2730385M1	2
7		1
8	2730372M1	2
9		1
10		1
11		1
12		1
13	2730371M1	2
14	2730368M1	2
15	354059X1	2 1X1/8
16	2730951M91	2

1	JG. REPARO	KIT, REPAIR	JUEGO REPARACION
1	CJ. CARÇAÇA	HOUSE ASSY	CONJ. CARTER
1	GUIA	GUIDE	GUIA
1	ANEL "O"	O RING	JUNTA TORICA
2	ANEL "O"	O RING	JUNTA TORICA
1	ANEL	RING	ARO
1	ANEL	RING	ARO
1	HASTE CILINDRO	CYLINDER ROD	BIELA DE CILINDR
1	ANEL "O"	O RING	JUNTA TORICA
1	ANEL	RING	ARO
1	ANEL "O"	O RING	JUNTA TORICA
1	ANEL	RING	ARO
1	ARRUELA	WASHER	ARANDELA
1	PORCA	NUT	TUERCA
1	CONTRAPINO	DOWEL	CENTRAJE
1	PISTÃO	PISTON	PISTON

Tampa Do Levante Hidráulico
Hydraulic Lift Cover
Tapa Levante Hidraulico

Super Estreito
Super Narrow
Super Estrecho

70-55



- 1 058293P1
- 2 047999P1
- 3 051898S1
- 4 1665962M91
- 5 181217M1
- 6 3147469M91
- 7 6209491M1
- 8 353753X1
- 9 1869138M1
- 10 354269X1
- 11 353434X1
- 12 353756X1
- 13 353430X1
- 14 3808400M1
- 15 195561M1
- 16 195874M1
- 17 058282P1
- 18 195561M1
- 19 353432X1
- 20 362479X1
- 21 182373M91
- 22 058283P1
- 23 058289P1
- 24 376460X1
- 25 058291P1
- 26 047220N1
- 27 180908M1
- 28 1482137M1
- 29 182099M91
- 30 1860403M1
- 31 353918X1
- 32 047218N1
- 33 354048X1
- 34 353754X1
- 35 067059P1
- 36 047217N1
- 37 3147363M1
- 38 368123X1

30-205 No

10x32x3/8

3/8x24
[D]

7/16x14x1.3/8

7/16x14x4.1/8

21
21

1/4x28

[A]
70-60 No

5/8x5/16x1/16

[B]
70-90 No

[A] POSIÇÃO
 POSITION
 POSICION

[B] PROFUNDIDADE
 DEPTH
 PROFUNDIDAD

- 2 PARAFUSO
- 1 SUPORTE
- 1 TIRANTE
- 1 VARETA
- 1 JUNTA
- 1 CJ. TAMPA
- 1 ALAVANCA
- 1 ARRUELA
- 1 PARAFUSO
- 2 PARAFUSO
- 2 ARRUELA
- 2 ARRUELA
- 2 PORCA
- 1 TUBO
- 3 ANEL "O"
- 2 ARRUELA
- 5 PARAFUSO
- 1 ANEL "O"
- 2 ARRUELA
- 2 PARAFUSO
- 1 TAMPA
- 1 PARAFUSO
- 1 PARAFUSO
- 3 PARAFUSO
- 2 PARAFUSO
- 1 CJ. TAMPA
- 1 TAMPA
- 1 TAMPÃO
- 1 RESPIRO
- 1 MANÍPULO
- 1 PORCA
- 1 CJ. QUADRANTE
- 1 CUPILHA
- 1 ARRUELA
- 2 ESPAÇADOR
- 1 CJ. QUADRANTE
- 2 ESPAÇADOR
- 2 PORCA

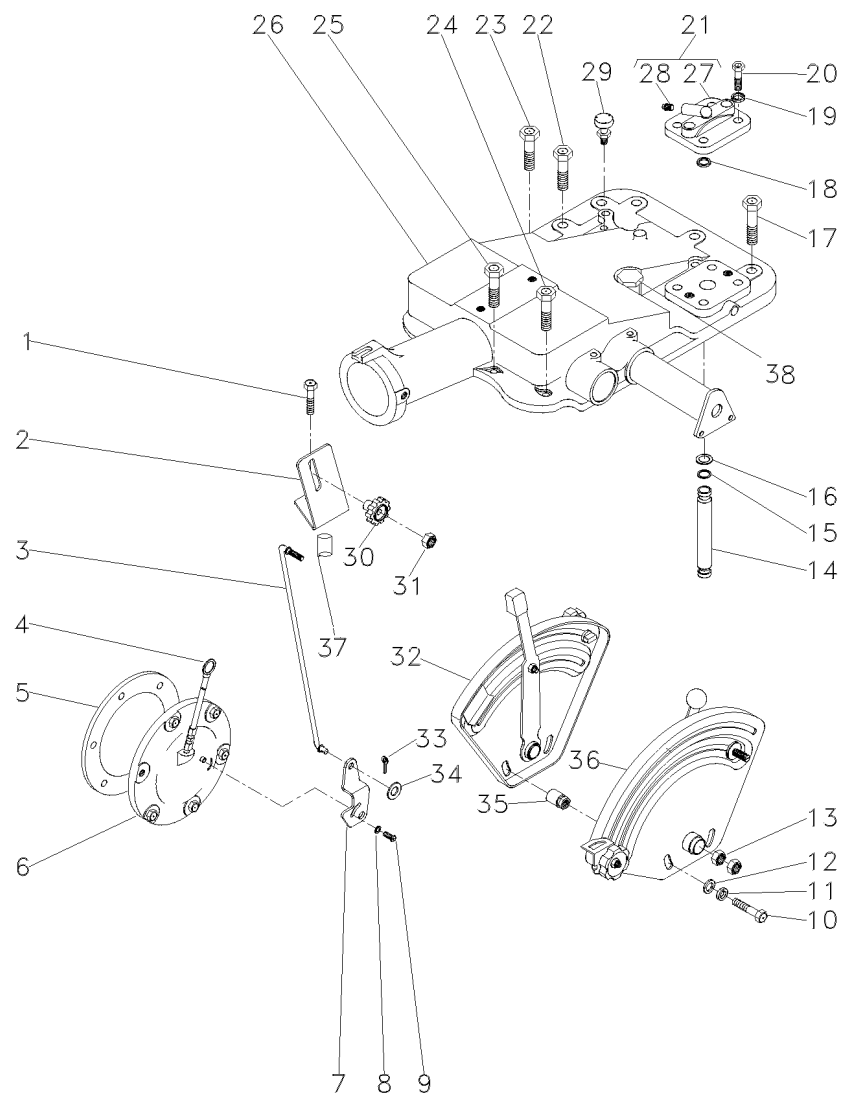
- BOLT
- BRACKET
- ROD
- ROD
- GASKET
- KIT, COVER
- LEVER
- WASHER
- BOLT
- BOLT
- WASHER
- WASHER
- NUT
- PIPE
- O RING
- WASHER
- BOLT
- O RING
- WASHER
- BOLT
- COVER
- BOLT
- BOLT
- BOLT
- BOLT
- KIT, COVER
- COVER
- PAD
- BREATHER
- KNOB
- NUT
- KIT, QUADRANT
- COTTER PIN
- WASHER
- SPACER
- KIT, QUADRANT
- SPACER
- NUT

- PERNO
- SOPORTE
- VARILLA
- VARILLA
- EMPAQUETADURA.
- JUEGO DE TAPA
- PALANCA
- ARANDELA
- PERNO
- PERNO
- ARANDELA
- ARANDELA
- TUERCA
- CANO
- JUNTA TORICA
- ARANDELA
- PERNO
- JUNTA TORICA
- ARANDELA
- PERNO
- CUBIERTA
- PERNO
- PERNO
- PERNO
- PERNO
- JUEGO DE TAPA
- CUBIERTA
- ALMOHADILLA
- RESPIRADERO
- POMO
- TUERCA
- JUEGO CUADRANTE
- PASADOR DOUBLE
- ARANDELA
- PIEZA DISTANCIA
- JUEGO CUADRANTE
- PIEZA DISTANCIA
- TUERCA

Tampa Do Levante Hidráulico
Hydraulic Lift Cover
Tapa Levante Hidraulico

Super Estreito
Super Narrow
Super Estrecho

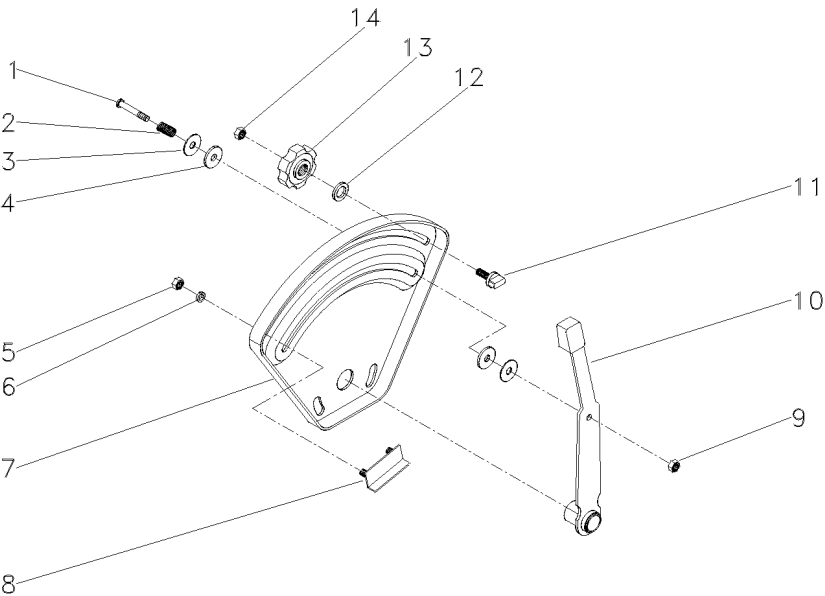
70-55



[D] PARA BOMBA HIDRÁULICA UK
FOR THE HYDRAULIC BOMB UK
PARA LA BOMBA HIDRÁULICA UK

Quadrante E Alavancas De Posição
 Quadrant And Position And Lever
 Cuadrant Y Palancas De Posición

70-60



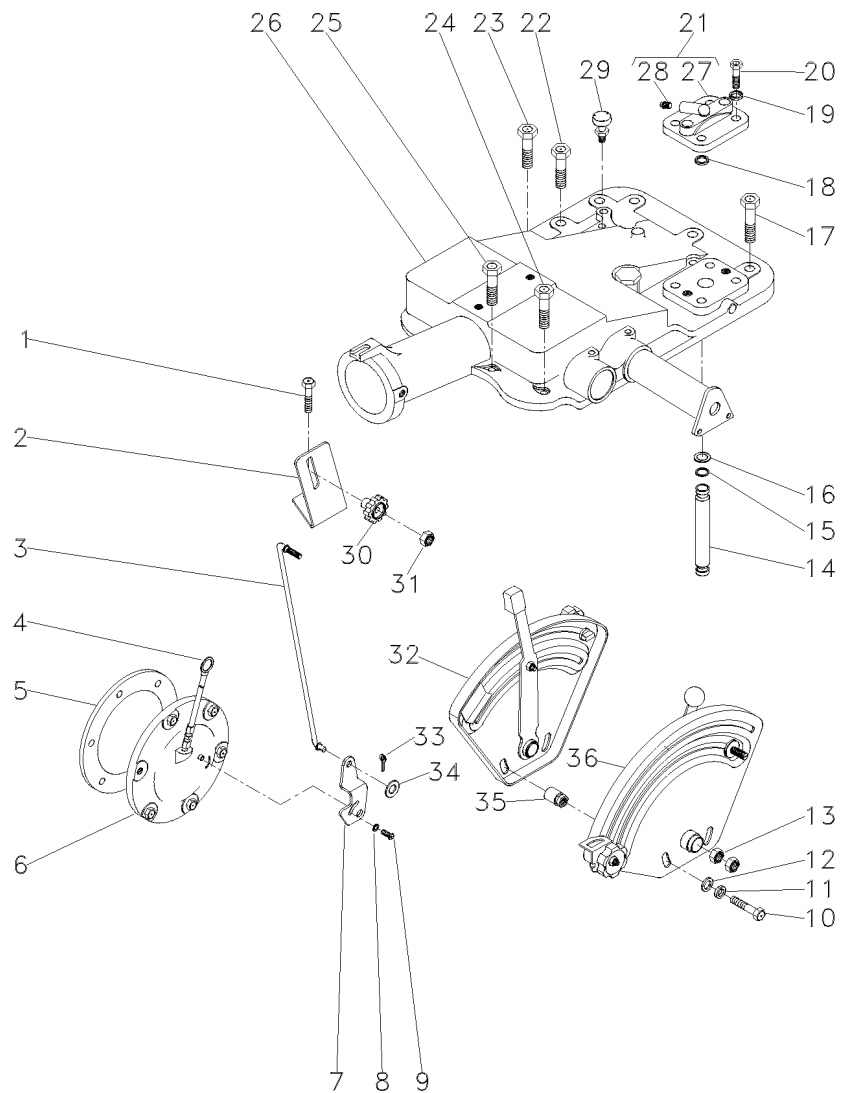
- | | | |
|----|-----------|--------|
| 1 | 376824X1 | |
| 2 | 048001P1 | |
| 3 | 377581X1 | |
| 4 | 3408797M1 | |
| 5 | 355564X1 | 1/4x20 |
| 6 | 353441X1 | |
| 7 | 045294P1 | |
| 8 | 898198M91 | |
| 9 | 353919X1 | 1/4x28 |
| 10 | 045303S1 | |
| 11 | 026795P1 | |
| 12 | 355617X1 | |
| 13 | 1860402M1 | |
| 14 | 353918X1 | 1/4x28 |

- | | | | |
|---|-----------|----------|-----------|
| 1 | PARAFUSO | BOLT | PERNO |
| 1 | MOLA | SPRING | RESORTE |
| 2 | ARRUELA | WASHER | ARANDELA |
| 2 | ARRUELA | WASHER | ARANDELA |
| 2 | PORCA | NUT | TUERCA |
| 2 | ARRUELA | WASHER | ARANDELA |
| 1 | QUADRANTE | QUADRANT | CUADRANTE |
| 1 | BATENTE | STOP | PARO |
| 1 | PORCA | NUT | TUERCA |
| 1 | ALAVANCA | LEVER | PALANCA |
| 1 | BATENTE | STOP | PARO |
| 1 | ARRUELA | WASHER | ARANDELA |
| 1 | MANÍPULO | KNOB | POMO |
| 1 | PORCA | NUT | TUERCA |

Tampa Do Levante Hidráulico
Hydraulic Lift Cover
Tapa Levante Hidraulico

Estreito
Narrow
Estrecho

70-65



- 1 376460X1
2 051897P1
3 051898S1
4 1665962M91
5 181217M1
6 3147469M91
7 6209491M1
8 353753X1
9 1869138M1
10 353537X1
11 353434X1
12 353756X1
13 353430X1
14 3808400M1
15 195561M1
16 195874M1
17 058282P1
18 195561M1
19 353432X1
20 362479X1
21 182373M91
22 058283P1
23 058289P1
24 058292P1
25 058291P1
26 3147749M94
27 180908M1
28 1482137M1
29 182099M91
30 1860403M1
31 353918X1
32 026796N1

7/16x14x4.1/8

10x32x3/8
3/8x24x7/8

3/8x24

7/16x14x1.3/8

21

21

1/4x28

[A]
70-75 No

5/8x5/16x1/16

[B]
70-70 No

[A] POSIÇÃO
POSITION
POSICION

[B] PROFUNDIDADE
DEPTH
PROFUNDIDAD

- 2 PARAFUSO
1 SUPORTE
1 TIRANTE
1 VARETA
1 JUNTA
1 CJ. TAMPA
1 ALAVANCA
1 ARRUELA
1 PARAFUSO
2 PARAFUSO
2 ARRUELA
2 ARRUELA
2 PORCA
1 TUBO
2 ANEL "O"
2 ARRUELA
5 PARAFUSO
1 ANEL "O"
2 ARRUELA
2 PARAFUSO
1 TAMPA
1 PARAFUSO
1 PARAFUSO
3 PARAFUSO
2 PARAFUSO
1 CJ. TAMPA
1 TAMPA
1 TAMPÃO
1 RESPIRO
1 MANÍPULO
1 PORCA
1 CJ. QUADRANTE

- BOLT
BRACKET
ROD
ROD
GASKET
KIT, COVER
LEVER
WASHER
BOLT
BOLT
WASHER
WASHER
NUT
PIPE
O RING
WASHER
BOLT
O RING
WASHER
BOLT
COVER
BOLT
BOLT
SCREW
BOLT
KIT, COVER
COVER
PAD
BREATHER
KNOB
NUT
KIT, QUADRANT

- PERNO
SOPORTE
VARILLA
VARILLA
EMPAQUETADURA.
JUEGO DE TAPA
PALANCA
ARANDELA
PERNO
PERNO
ARANDELA
ARANDELA
TUERCA
CANO
JUNTA TORICA
ARANDELA
PERNO
JUNTA TORICA
ARANDELA
PERNO
CUBIERTA
PERNO
PERNO
TORNILLO
PERNO
JUEGO DE TAPA
CUBIERTA
ALMOHADILLA
RESPIRADERO
POMO
TUERCA
JUEGO CUADRANTE

- 1 CUPILHA
1 ARRUELA
2 ESPAÇADOR
1 CJ. QUADRANTE

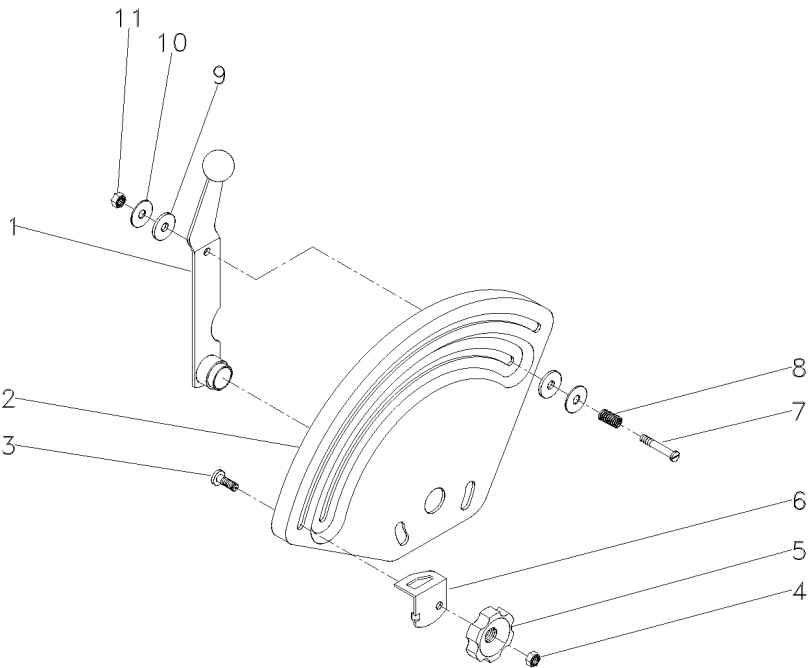
- COTTER PIN
WASHER
SPACER
KIT, QUADRANT

- PASADOR DOUBLE
ARANDELA
PIEZA DISTANCIA
JUEGO CUADRANTE

Levante Hidráulico
Hydraulic Lift
Elevador Hidraulico

Quadrante De Profundidade
Depth Quadrant
Cuadrant De Profundidad

70-70



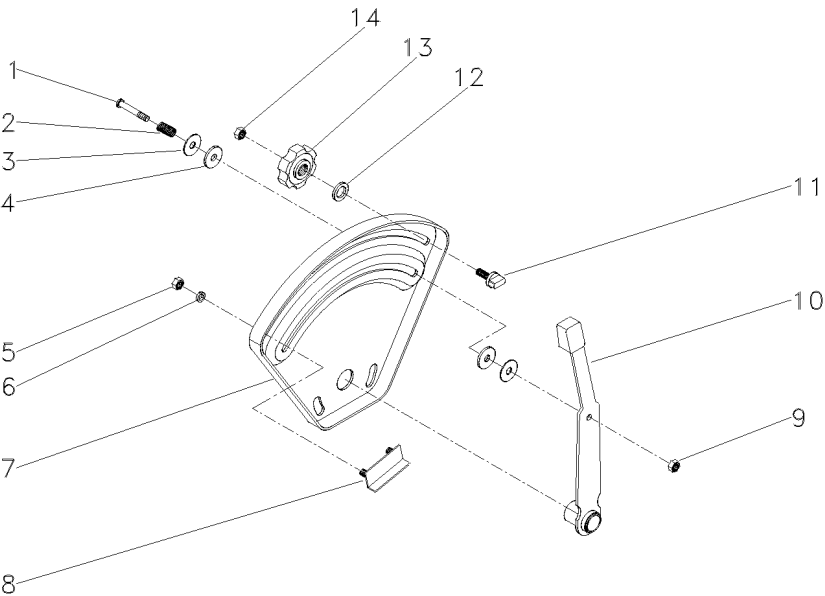
- 1 026793S1
 - 2 033545P1
 - 3 898183M1
 - 4 353918X1
 - 5 1860402M1
 - 6 884387M1
 - 7 377607X1
 - 8 1872240M1
 - 9 3408797M1
 - 10 377581X1
 - 11 353919X1
- 1/4X28
- 1/4X15X1.5/8
- 22,2X6,35X1,2
- 1/4X28

- | | | |
|-------------|----------|-----------|
| 1 ALAVANCA | LEVER | PALANCA |
| 1 QUADRANTE | QUADRANT | CUADRANTE |
| 1 PARAFUSO | BOLT | PERNO |
| 1 PORCA | NUT | TUERCA |
| 1 MANÍPULO | KNOB | POMO |
| 1 BATENTE | STOP | PARO |
| 1 PARAFUSO | BOLT | PERNO |
| 1 MOLA | SPRING | RESORTE |
| 2 ARRUELA | WASHER | ARANDELA |
| 2 ARRUELA | WASHER | ARANDELA |
| 1 PORCA | NUT | TUERCA |

Levante Hidráulico
Hydraulic Lift
Elevador Hidraulico

Quadrante De Posição
Position Quadrant
Cuadrant De Posición

70-75

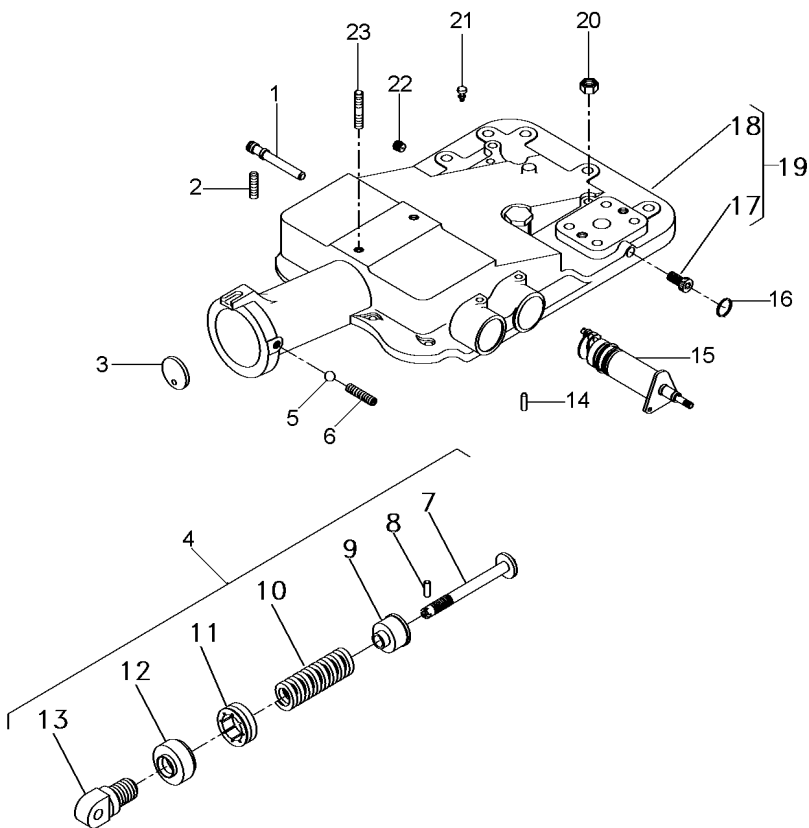


- | | | |
|----|------------|---------------|
| 1 | 377607X1 | 1/4X15X1.5/8 |
| 2 | 1872240M1 | |
| 3 | 377581X1 | 22,2X6,35X1,2 |
| 4 | 3408797M1 | |
| 5 | 355564X1 | 1/4X20 |
| 6 | 353441X1 | 1/2X1/4X1/16 |
| 7 | 026528P1 | |
| 8 | 898198M91 | |
| 9 | 353919X1 | 1/4X28 |
| 10 | 1870341M92 | |
| 11 | 026795P1 | |
| 12 | 355617X1 | 3/4X5/16X1/16 |
| 13 | 1860402M1 | |
| 14 | 353918X1 | 1/4X28 |

- | | | | |
|---|-----------|----------|-----------|
| 1 | PARAFUSO | BOLT | PERNO |
| 1 | MOLA | SPRING | RESORTE |
| 2 | ARRUELA | WASHER | ARANDELA |
| 2 | ARRUELA | WASHER | ARANDELA |
| 2 | PORCA | NUT | TUERCA |
| 2 | ARRUELA | WASHER | ARANDELA |
| 1 | QUADRANTE | QUADRANT | CUADRANTE |
| 1 | BATENTE | STOP | PARO |
| 1 | PORCA | NUT | TUERCA |
| 1 | ALAVANCA | LEVER | PALANCA |
| 1 | BATENTE | STOP | PARO |
| 1 | ARRUELA | WASHER | ARANDELA |
| 1 | MANÍPULO | KNOB | POMO |
| 1 | PORCA | NUT | TUERCA |

Tampa Do Levante Hidráulico
Hydraulic Lift Cover
Tapa Levante Hidraulico

70-80

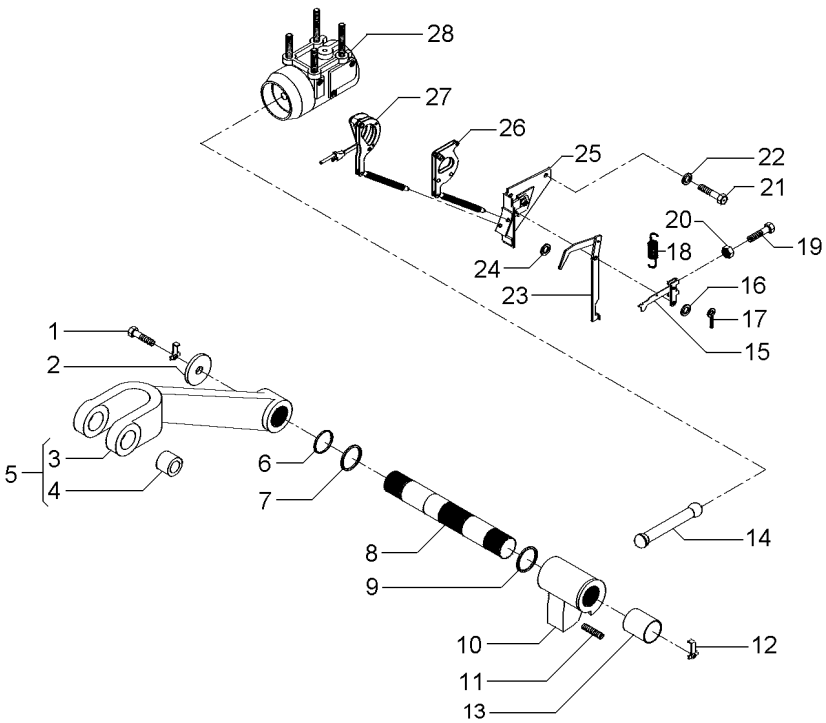


1	180997M2	
2	355286X1	5/16x18x5/8
3	180981M1	
4	1863388M92	
5	882451M1	
6	355286X1	5/16x18x5/8
7	886348M2	4
8	1442142X1	4
9	886351M2	4
10	182582M1	4
11	180979M2	4
12	887654M2	4
13	1863389M1	4
14	1869074M1	
15	1870306M93	70-110 No
16	195562M1	
17	195387M1	19
18	2802511M4	19
19	2802494M95	
20	377765X1	9/16x18
21	182099M91	
22	195387M1	
23	3146844M1	19

1	EIXO	SHAFT	ARBOL
1	PARAFUSO ALLEN	ALLEN BOLT	TORNILLO ALLEN
1	DISCO	DISC	DISCO
1	CJ. MOLA	KIT, SPRING	RESORTE JUEGO
1	ESFERA	BALL	BOLA
1	PARAFUSO ALLEN	ALLEN BOLT	TORNILLO ALLEN
1	PINO	PIN	PASADOR
1	PINO	PIN	PASADOR
1	ASSENTO	SEAT	ASIENTO
1	MOLA	SPRING	RESORTE
1	PORCA	NUT	TUERCA
1	PROTETOR	PROTECTOR	PROTECTOR
1	ARTICULADOR	HEAD	CULATA
1	PINO	PIN	PASADOR
1	CJ. SUPORTE	KIT, BRACKET	JUEGO SOPORTE
1	ANEL "O"	O RING	JUNTA TORICA
2	BUJÃO	PLUG	TAPON
1	TAMPA	COVER	CUBIERTA
1	CJ. TAMPA	KIT, COVER	JUEGO DE TAPA
2	PORCA	NUT	TUERCA
1	RESPIRO	BREATHER	RESPIRADERO
1	BUJÃO	PLUG	TAPON
1	PRISIONEIRO	STUD	ESPARRAGO

Tampa Do Levante Hidráulico
Hydraulic Lift Cover
Tapa Levante Hidraulico

70-85



- 1 353560X1
- 2 897580M1
- 3 3408250M1
- 4 885455M1
- 5 3408251M91
- 6 3611557M1
- 7 033928T1
- 8 897567M3
- 9 2801012M1
- 9 2801013M1
- 9 2801014M1
- 10 2802211M1
- 11 887076M2
- 12 897581M3
- 13 3611558M1
- 14 886410M1
- 15 1661547M92
- 16 355617X1
- 17 361332X1
- 18 898137M1
- 19 2802251M1
- 20 354120X1
- 21 353688X1
- 22 390287X1
- 23 1869093M93
- 24 355617X1
- 25 1870190M92
- 26 1661918M91
- 27 1660324M91
- 28 897593M96

7/16x20x1.1/8

5
5

0.020"
0.040"
0.060"

10x24
3/8x16x5/8

70-95 No

70-100 No

70-105 No

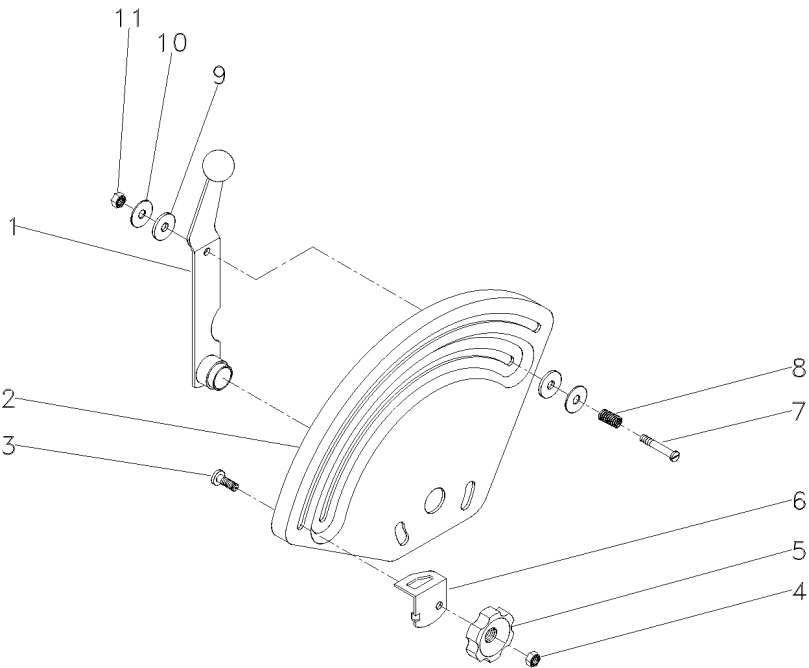
- 2 PARAFUSO
- 2 ARRUELA
- 1 BRAÇO
- 2 BUCHA
- 2 CJ. BRAÇO
- 2 ANEL "O"
- 2 ANEL "O"
- 1 EIXO
- X CALÇO
- X CALÇO
- X CALÇO
- 1 BRAÇO
- 1 PARAFUSO
- 2 PRESILHA
- 2 BUCHA
- 1 BIELA
- 1 ALAVANCA
- 1 ARRUELA
- 1 CUPILHA
- 1 MOLA
- 1 PARAFUSO
- 1 PORCA
- 2 PARAFUSO
- 2 ARRUELA
- 1 ALAVANCA
- X ARRUELA
- 1 SUPORTE
- 1 ARTICULAÇÃO
- 1 ARTICULAÇÃO
- 1 CJ. CILINDRO

- BOLT
- WASHER
- ARM
- BUSH
- KIT, ARM
- O RING
- O RING
- SHAFT
- SHIM
- SHIM
- SHIM
- ARM
- BOLT
- STAPLE
- BUSH
- CONROD
- LEVER
- WASHER
- COTTER PIN
- SPRING
- BOLT
- NUT
- BOLT
- WASHER
- LEVER
- WASHER
- SUPPORT
- KNUCKLE
- KNUCKLE
- KIT, CYLINDER

- PERNO
- ARANDELA
- BRAZO
- CASQUILLO
- JUEGO DE BRAZO
- JUNTA TORICA
- JUNTA TORICA
- ARBOL
- CALCE
- CALCE
- CALCE
- BRAZO
- PERNO
- GRAPA
- CASQUILLO
- BIELA
- PALANCA
- ARANDELA
- PASADOR DOUBLE
- RESORTE
- PERNO
- TUERCA
- PERNO
- ARANDELA
- PALANCA
- ARANDELA
- DISPOS.DE SOSTEN
- CHARNELA
- CHARNELA
- JUEGO DE CILINDR

Quadrante E Alavanca De Profundidade
 Quadrant And Depth Levers
 Cuadrante Y Palanca Deprofundidade

70-90



- | | | |
|----|-----------|--------|
| 1 | 045302S1 | |
| 2 | 045295P1 | |
| 3 | 898183M1 | |
| 4 | 353918X1 | 1/4x28 |
| 5 | 1860402M1 | |
| 6 | 884387M1 | |
| 7 | 376824X1 | |
| 8 | 048001P1 | |
| 9 | 3408797M1 | |
| 10 | 377581X1 | |
| 11 | 353919X1 | 1/4x28 |

- | | | | |
|---|-----------|----------|-----------|
| 1 | ALAVANCA | LEVER | PALANCA |
| 1 | QUADRANTE | QUADRANT | CUADRANTE |
| 1 | PARAFUSO | BOLT | PERNO |
| 1 | PORCA | NUT | TUERCA |
| 1 | MANÍPULO | KNOB | POMO |
| 1 | BATENTE | STOP | PARO |
| 1 | PARAFUSO | BOLT | PERNO |
| 1 | MOLA | SPRING | RESORTE |
| 2 | ARRUELA | WASHER | ARANDELA |
| 2 | ARRUELA | WASHER | ARANDELA |
| 1 | PORCA | NUT | TUERCA |

Levante Hidráulico
Hydraulic Lift
Elevador Hidraulico

Suporte Da Articulação
Hinge Support
Soporte Articulación

70-95

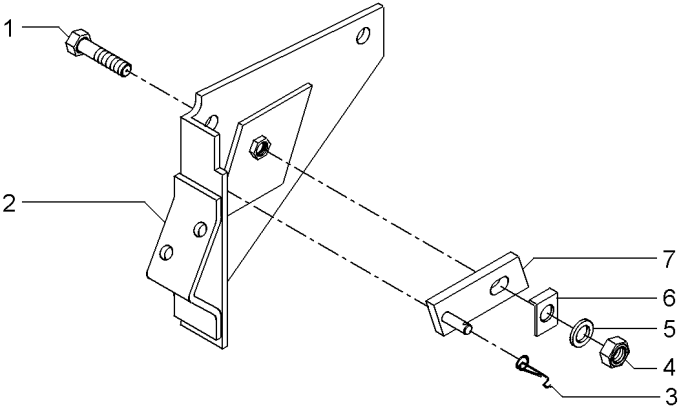
- 1 361448X1
- 2 1661617M91
- 3 1872044M1
- 4 353916X1
- 5 376702X1
- 6 1869107M1
- 7 1869104M91

- 5/16
- 5/16X24
- 5/16

- 1 PARAFUSO
- 1 SUPORTE
- 1 MOLA
- 1 PORCA
- 1 ARRUELA
- 1 ARRUELA
- 1 PIVÔ

- BOLT
- BRACKET
- SPRING
- NUT
- WASHER
- WASHER
- PIVOT

- PERNO
- SOPORTE
- RESORTE
- TUERCA
- ARANDELA
- ARANDELA
- PIVOTE



Tampa Do Levante Hidráulico
Tampa Do Levante Hidráulico
Tapa Levante Hidraulico

Articulador
Link
Articulador

70-100

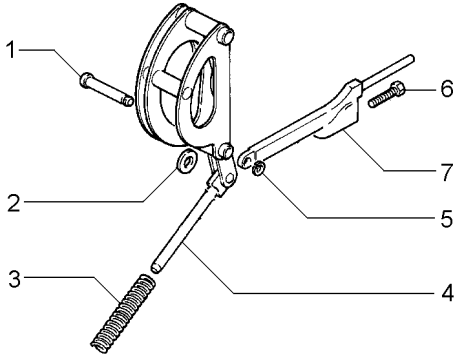
- 1 180990M1
- 2 898125M1
- 3 1660323M1
- 4
- 4
- 5 195575M1
- 6 898128M1
- 7 898124M1

- ➡ 1660324M91
- ➡ 1660884M91

- 1 PINO
- 1 ARRUELA
- 1 MOLA
- 1 ARTICULAÇÃO
- 1 ARTICULAÇÃO
- 1 ANEL
- 1 PARAFUSO
- 1 HASTE

- PIN
- WASHER
- SPRING
- KNUCKLE
- KNUCKLE
- RING
- BOLT
- SPINDLE

- PASADOR
- ARANDELA
- RESORTE
- CHARNELA
- CHARNELA
- ARO
- PERNO
- MANGUETA



Cilindro Hidráulico
Hydraulic Cylinder
Cilindro Hidráulico

70-105

2100 Kgf
2100 Kgf
2100 Kgf

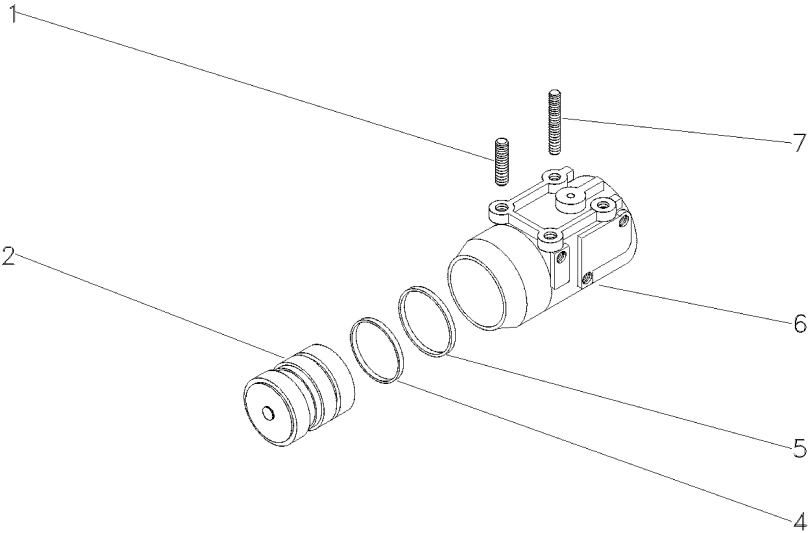
- 1 1481941M2
- 2 3412386M91
- 4 3412141M1
- 5 3412379M1
- 6 897594M6
- 7 1667580M1

2100 KGF
2100 KGF
2100 KGF
2100 KGF

- 2 PRISIONEIRO
- 1 PISTÃO
- 1 ANEL "O"
- 1 ANEL
- 1 CILINDRO
- 2 PRISIONEIRO

STUD
PISTON
O RING
RING
CYLINDER
STUD

ESPARRAGO
PISTON
JUNTA TORICA
ARO
CILINDRO
ESPARRAGO



Levante Hidráulico
Hydraulic Lift
Elevador Hidraulico

Suporte Do Quadrante
Quadrant Support
Soporte Cuadrante

70-110

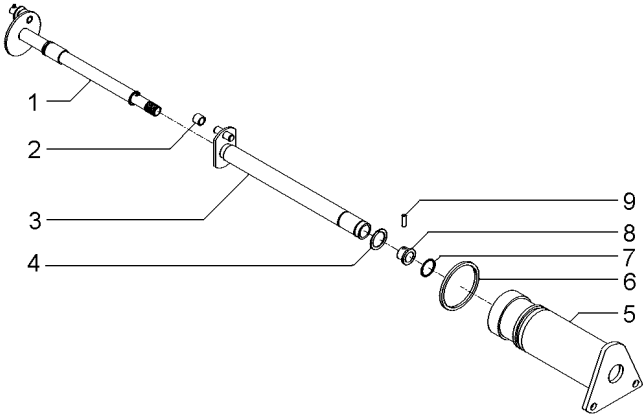
- 1 1870243M92
- 2 898189M2
- 3 1870219M93
- 4 358945X1
- 5 1870240M1
- 6 364281X1
- 7 762026M1
- 8 1870225M1
- 9 1870244M1

11/16
17/8
11/16

- 1 EIXO
- 1 ROLETE
- 1 EIXO
- 1 ANEL TRAVA
- 1 SUPORTE
- 1 ANEL "O"
- 1 ANEL "O"
- 1 BUCHA
- 1 PINO

- SHAFT
- ROLLER
- SHAFT
- CIRCLIP
- SUPPORT
- O RING
- O RING
- BUSH
- PIN

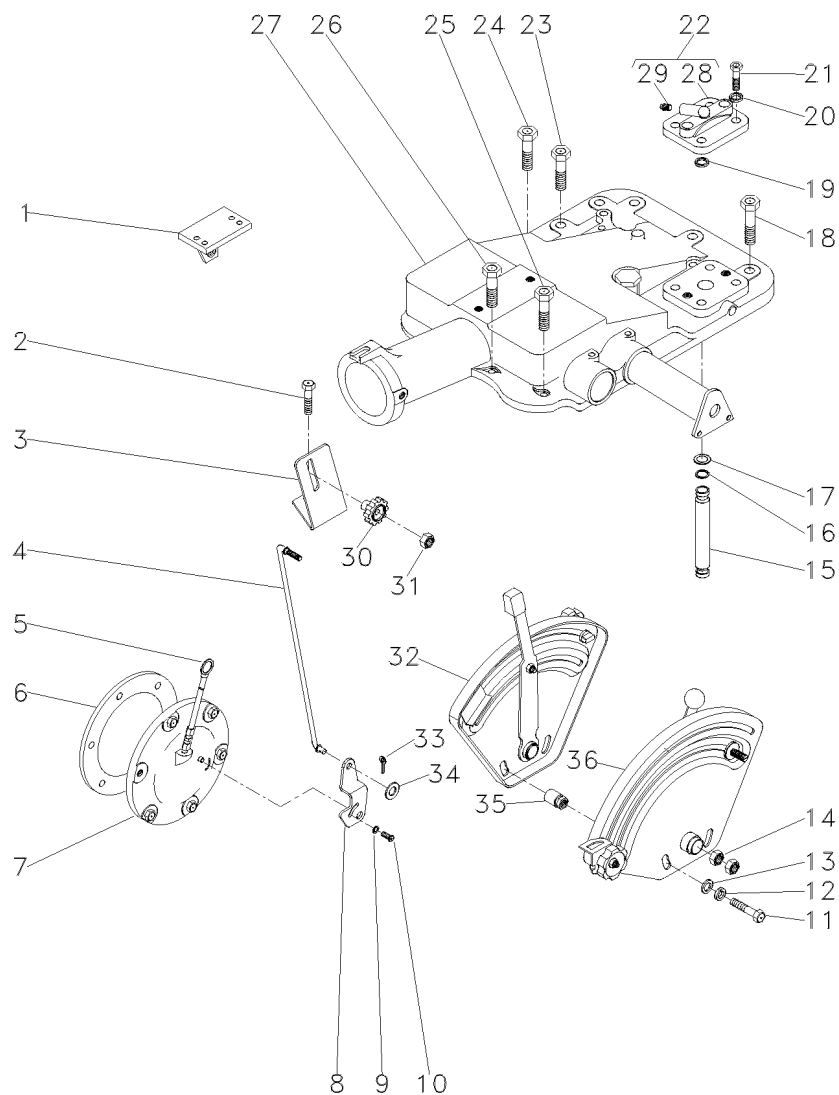
- ARBOL
- RODILLO
- ARBOL
- CIRCULITO
- DISPOS.DE SOSTEN
- JUNTA TORICA
- JUNTA TORICA
- CASQUILLO
- PASADOR



Tampa Do Levante Hidráulico
Hydraulic Lift Cover
Tapa Levante Hidraulico

Standard
Standard
Standard

70-115



- 1 022749S1
- 1 022750S1
- 2 058292P1
- 3 051897P1
- 4 051898S1
- 5 046115T1
- 6 181217M1
- 7 063253N2
- 8 6209491M1
- 9 353753X1
- 10 1869138M1
- 11 353898X1
- 12 353434X1
- 13 353756X1
- 14 353430X1
- 15 062943P1
- 16 195561M1
- 17 195874M1
- 18 058282P1
- 19 195561M1
- 20 353432X1
- 21 362479X1
- 22 182373M91
- 23 058283P1
- 24 058289P1
- 25 058292P1
- 26 058291P1
- 27 037450N1
- 28 180908M1
- 29 1482137M1
- 30 1860403M1
- 31 353918X1
- 32 026796N1
- 33 354041X1
- 34 353754X1
- 35 067058P1
- 36 026792N1



30-210 No

10x32x3/8

3/8x24

7/16x14x1.3/8

70-80 No

70-85 No

22
22

1/4x28

[A]

70-75 No

5/8x5/16x1/16

[B]

70-70 No

[A] POSIÇÃO
 POSITION
 POSICION

[B] PROFUNDIDADE
 DEPTH
 PROFUNDIDAD

- 1 SUPORTE
- 1 SUPORTE
- 2 PARAFUSO
- 1 SUPORTE
- 1 TIRANTE
- 1 VARETA
- 1 JUNTA
- 1 C.J. TAMPA
- 1 ALAVANCA
- 1 ARRUELA
- 1 PARAFUSO
- 2 PARAFUSO
- 2 ARRUELA
- 2 ARRUELA
- 2 PORCA
- 1 TUBO
- 3 ANEL "O"
- 2 ARRUELA
- 5 PARAFUSO
- 1 ANEL "O"
- 2 ARRUELA
- 2 PARAFUSO
- 1 TAMPA
- 1 PARAFUSO
- 1 PARAFUSO
- 3 PARAFUSO
- 2 PARAFUSO
- 1 C.J. TAMPA
- 1 C.J. TAMPA
- 1 TAMPA
- 1 TAMPÃO
- 1 MANÍPULO
- 1 PORCA
- 1 C.J. QUADRANTE
- 1 CUPILHA
- 1 ARRUELA
- 2 ESPAÇADOR
- 1 C.J. QUADRANTE

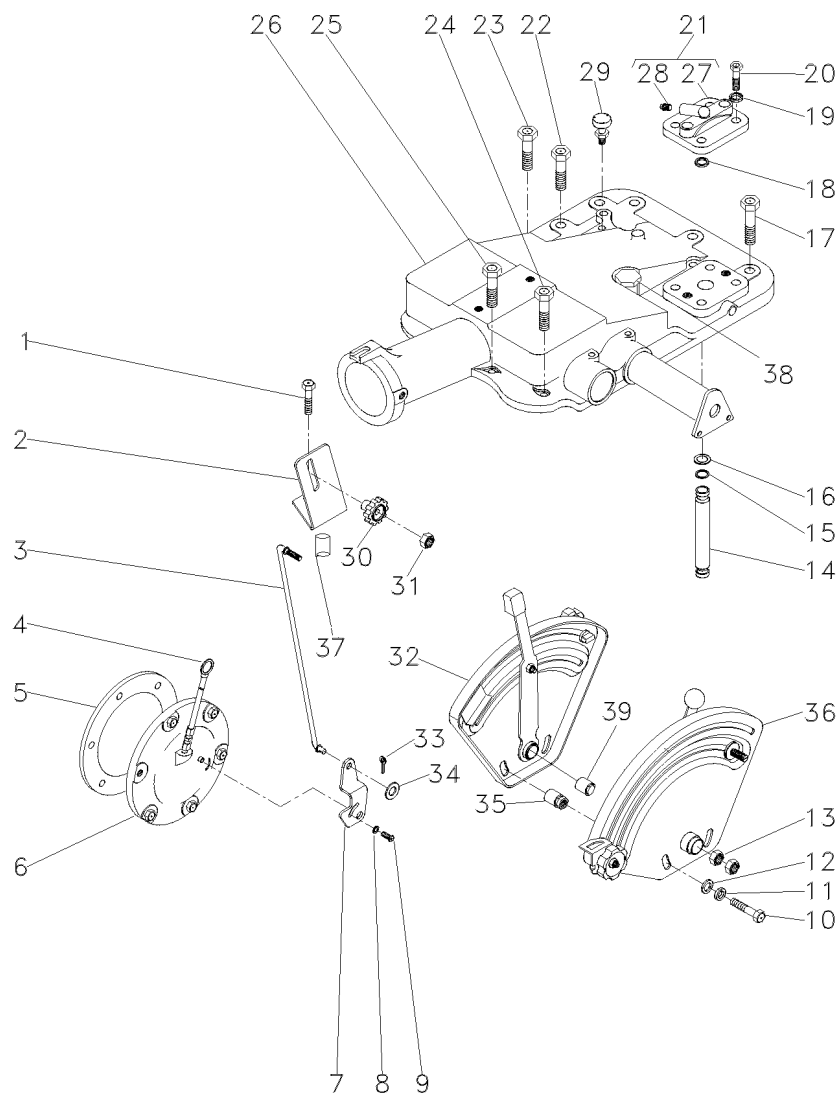
- BRACKET
- BRACKET
- SCREW
- BRACKET
- ROD
- ROD
- GASKET
- KIT, COVER
- LEVER
- WASHER
- BOLT
- BOLT
- WASHER
- WASHER
- NUT
- PIPE
- O RING
- WASHER
- BOLT
- O RING
- WASHER
- BOLT
- COVER
- BOLT
- BOLT
- SCREW
- BOLT
- KIT, COVER
- KIT, CAP
- COVER
- PAD
- KNOB
- NUT
- KIT, QUADRANT
- COTTER PIN
- WASHER
- SPACER
- KIT, QUADRANT

- SOPORTE
- SOPORTE
- TORNILLO
- SOPORTE
- VARILLA
- VARILLA
- EMPAQUETADURA.
- JUEGO DE TAPA
- PALANCA
- ARANDELA
- PERNO
- PERNO
- ARANDELA
- ARANDELA
- TUERCA
- CANO
- JUNTA TORICA
- ARANDELA
- PERNO
- JUNTA TORICA
- ARANDELA
- PERNO
- CUBIERTA
- PERNO
- PERNO
- TORNILLO
- PERNO
- JUEGO DE TAPA
- JUEGO DE TAPON
- CUBIERTA
- ALMOHADILLA
- POMO
- TUERCA
- JUEGO CUADRANTE
- PASADOR DOUBLE
- ARANDELA
- PIEZA DISTANCIA
- JUEGO CUADRANTE

Tampa Do Levante Hidráulico
Hydraulic Lift Cover
Tapa Levante Hidraulico

Super Estreito
Super Narrow
Super Estrecho

70-120



1 376460X1	7/16x14x4.1/8	2 PARAFUSO	BOLT	PERNO
2 051897P1		1 SUPORTE	BRACKET	SOPORTE
3 051898S1		1 TIRANTE	ROD	VARILLA
4 046115T1		1 VARETA	ROD	VARILLA
5 181217M1		1 JUNTA	GASKET	EMPAQUETADURA.
6 3147469M91	30-205 No	1 CJ. TAMPA	KIT, COVER	JUEGO DE TAPA
7 6209491M1		1 ALAVANCA	LEVER	PALANCA
8 353753X1		1 ARRUELA	WASHER	ARANDELA
9 1869138M1	10x32x3/8	1 PARAFUSO	BOLT	PERNO
10 353537X1	3/8x24x7/8	2 PARAFUSO	BOLT	PERNO
11 353434X1		2 ARRUELA	WASHER	ARANDELA
12 353756X1		2 ARRUELA	WASHER	ARANDELA
13 353430X1	3/8x24	2 PORCA	NUT	TUERCA
14 3808400M1	[D]	1 TUBO	PIPE	CANO
15 195561M1		2 ANEL "O"	O RING	JUNTA TORICA
16 195874M1		2 ARRUELA	WASHER	ARANDELA
17 377622X1	1/2x13x1.7/8	5 PARAFUSO	BOLT	PERNO
18 195562M1		1 ANEL "O"	O RING	JUNTA TORICA
19 353432X1		2 ARRUELA	WASHER	ARANDELA
20 362479X1	7/16x14x1.3/8	2 PARAFUSO	BOLT	PERNO
21 182373M91		1 TAMPA	COVER	CUBIERTA
22 354648X1	1/2x13x2.1/8	1 PARAFUSO	BOLT	PERNO
23 377825X1	7/16x14x2.1/4	1 PARAFUSO	BOLT	PERNO
24 376460X1	7/16x14x4.1/8	3 PARAFUSO	BOLT	PERNO
25 353714X1	7/16x14x3"	2 PARAFUSO	BOLT	PERNO
26 3145272M92		1 TAMPA	COVER	CUBIERTA
27 180908M1	21	1 TAMPA	COVER	CUBIERTA
28 1482137M1	21	1 TAMPÃO	PAD	ALMOHADILLA
29 182099M91		1 RESPIRO	BREATHER	RESPIRADERO
30 1860403M1		1 MANÍPULO	KNOB	POMO
31 353918X1	1/4x28	1 PORCA	NUT	TUERCA
32 058417N1	[A]	1 CJ. QUADRANTE	KIT, QUADRANT	JUEGO CUADRANTE
33 354048X1	70-130 No			
34 353754X1		1 CUPILHA	COTTER PIN	PASADOR DOUBLE
35 047222N1	5/8x5/16x1/16	1 ARRUELA	WASHER	ARANDELA
36 058416N1		2 CJ. ESPAÇADOR	KIT, SPACER	JUEGO ESPACIADOR
	[B]	1 CJ. QUADRANTE	KIT, QUADRANT	JUEGO CUADRANTE
37 3147363M1	70-125 No			
38 368123X1		2 ESPAÇADOR	SPACER	PIEZA DISTANCIA
39 071026P1		2 PORCA	NUT	TUERCA
		1 BUCHA	INSERT	INSERCIÓN

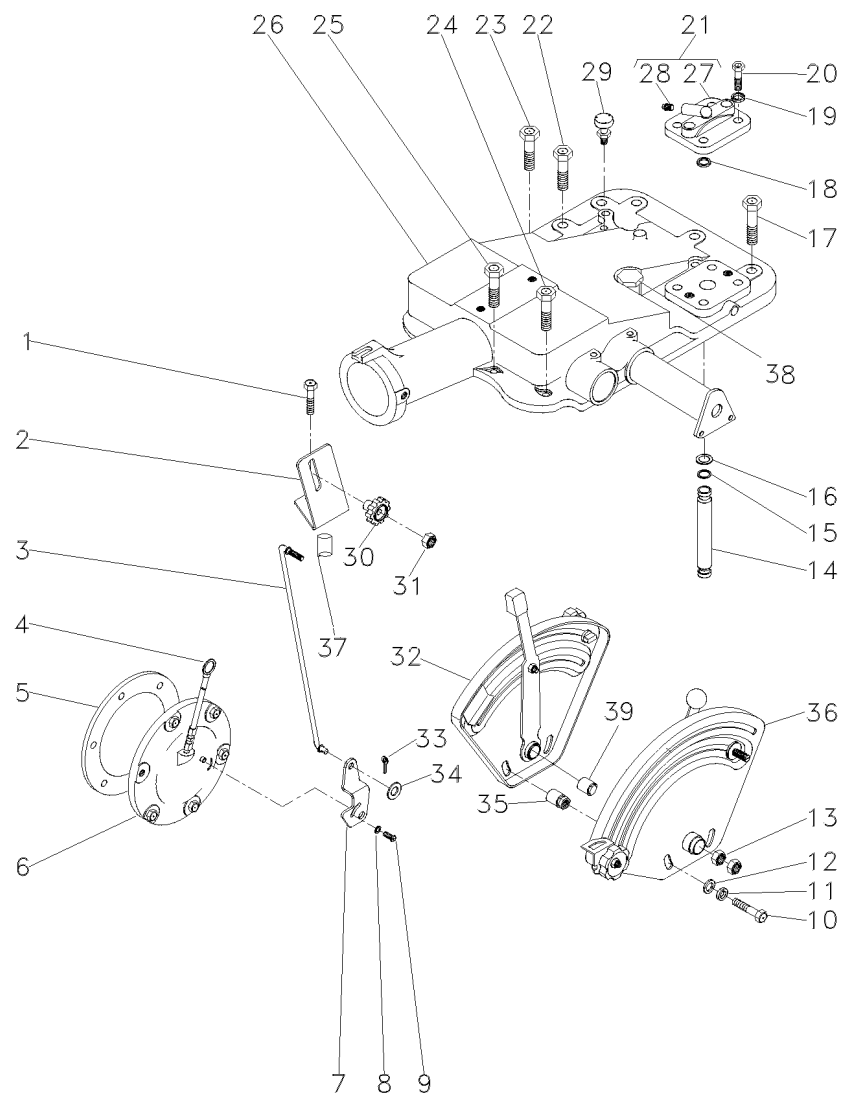
[A] POSIÇÃO
 POSITION
 POSICION

[B] PROFUNDIDADE
 DEPTH
 PROFUNDIDAD

Tampa Do Levante Hidráulico
Hydraulic Lift Cover
Tapa Levante Hidraulico

Super Estreito
Super Narrow
Super Estrecho

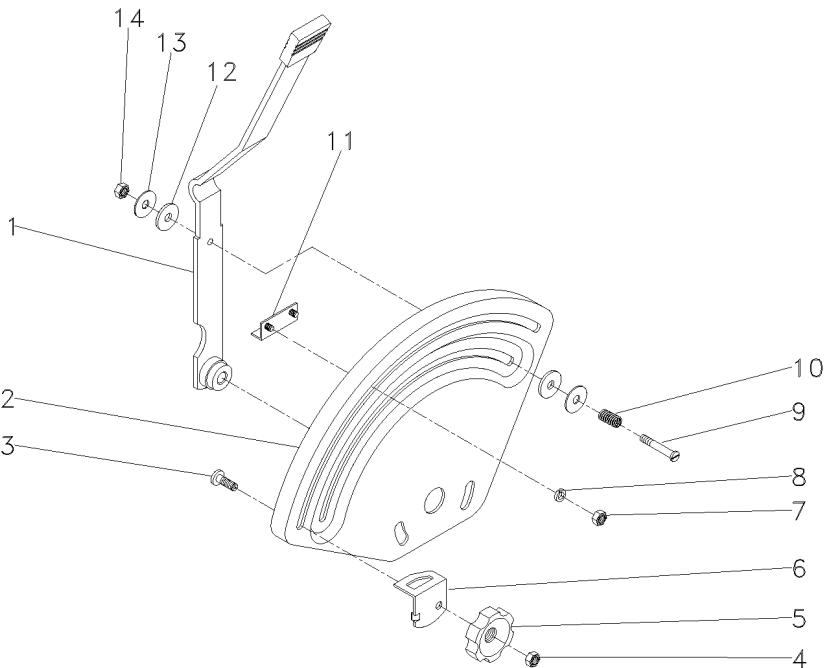
70-120



[D] PARA BOMBA HIDRÁULICA UK
FOR THE HYDRAULIC BOMB UK
PARA LA BOMBA HIDRÁULICA UK

Quadrante E Alavanca De Profundidade
 Quadrant And Depth Levers
 Cuadrante Y Palanca Deprofundidade

70-125



- 1 058323N1
- 2 045295P1
- 3 898183M1
- 4 353918X1
- 5 1860402M1
- 6 884387M1
- 7 355564X1
- 8 353441X1
- 9 376824X1
- 10 048001P1
- 11 898198M91
- 12 3408797M1
- 13 377581X1
- 14 353919X1

70-140 No

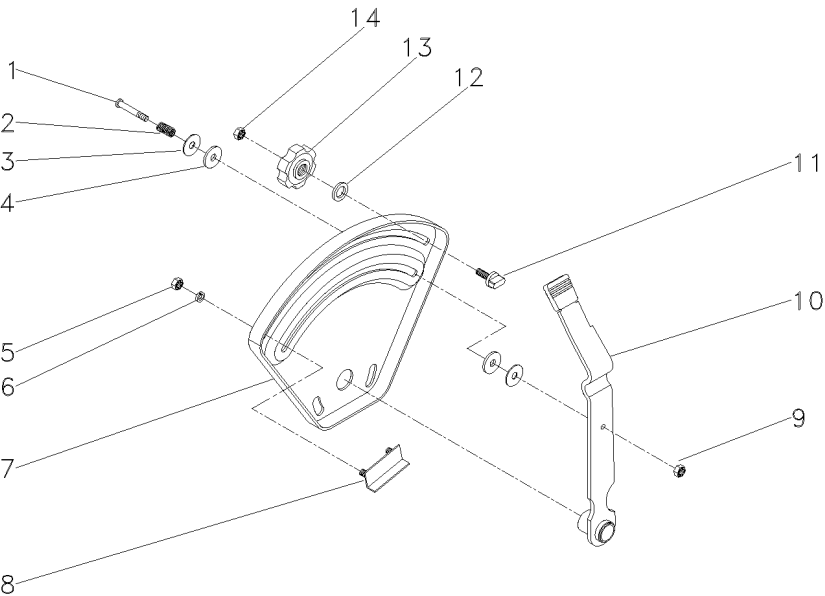
- 1 ALAVANCA
- 1 QUADRANTE
- 1 PARAFUSO
- 1 PORCA
- 1 MANÍPULO
- 1 BATENTE
- 2 PORCA
- 2 ARRUELA
- 1 PARAFUSO
- 1 MOLA
- 1 BATENTE
- 2 ARRUELA
- 2 ARRUELA
- 1 PORCA

- LEVER
- QUADRANT
- BOLT
- NUT
- KNOB
- STOP
- NUT
- WASHER
- BOLT
- SPRING
- STOP
- WASHER
- WASHER
- NUT

- PALANCA
- CUADRANTE
- PERNO
- TUERCA
- POMO
- PARO
- TUERCA
- ARANDELA
- PERNO
- RESORTE
- PARO
- ARANDELA
- ARANDELA
- TUERCA

Quadrante E Alavancas De Posição
 Quadrant And Position And Lever
 Cuadrant Y Palancas De Posición

70-130



- 1 376824X1
- 2 048001P1
- 3 377581X1
- 4 3408797M1
- 5 355564X1
- 6 353441X1
- 7 045294P1
- 8 898198M91
- 9 353919X1
- 10 058325N1
- 11 026795P1
- 12 355617X1
- 13 1860402M1
- 14 353918X1

70-135 No

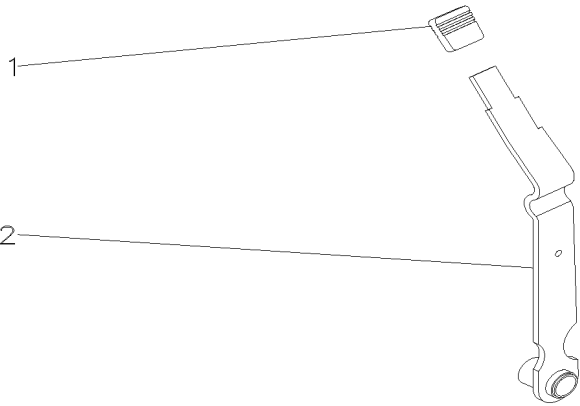
- | | | |
|-------------|----------|-----------|
| 1 PARAFUSO | BOLT | PERNO |
| 1 MOLA | SPRING | RESORTE |
| 2 ARRUELA | WASHER | ARANDELA |
| 2 ARRUELA | WASHER | ARANDELA |
| 4 PORCA | NUT | TUERCA |
| 4 ARRUELA | WASHER | ARANDELA |
| 1 QUADRANTE | QUADRANT | CUADRANTE |
| 2 BATENTE | STOP | PARO |
| 1 PORCA | NUT | TUERCA |
| 1 ALAVANCA | LEVER | PALANCA |
| 1 BATENTE | STOP | PARO |
| 1 ARRUELA | WASHER | ARANDELA |
| 1 MANÍPULO | KNOB | POMO |
| 1 PORCA | NUT | TUERCA |

Conjunto Alavanca
Lever Assembly
Conjunto Palanca

70-135

- 1 035972P1
- 2 058329S1

- | | | |
|------------|-------|---------|
| 1 MANÍPULO | KNOB | POMO |
| 1 ALAVANCA | LEVER | PALANCA |



Alavanca De Controle De Profundidade
Depth Control Lever
Palanca De Controle De Profundidade

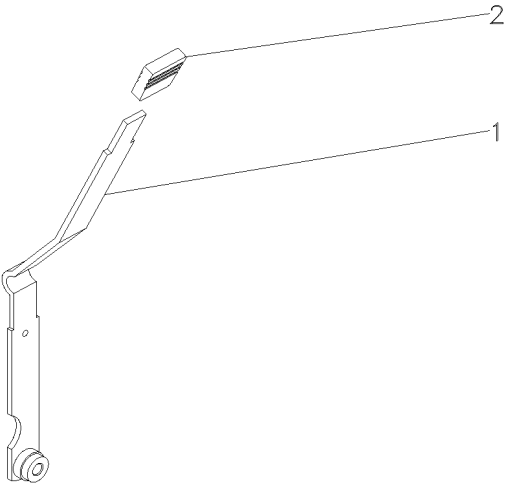
70-140

- 1 058328S1
- 2 035972P1

- 1 ALAVANCA
- 1 MANÍPULO

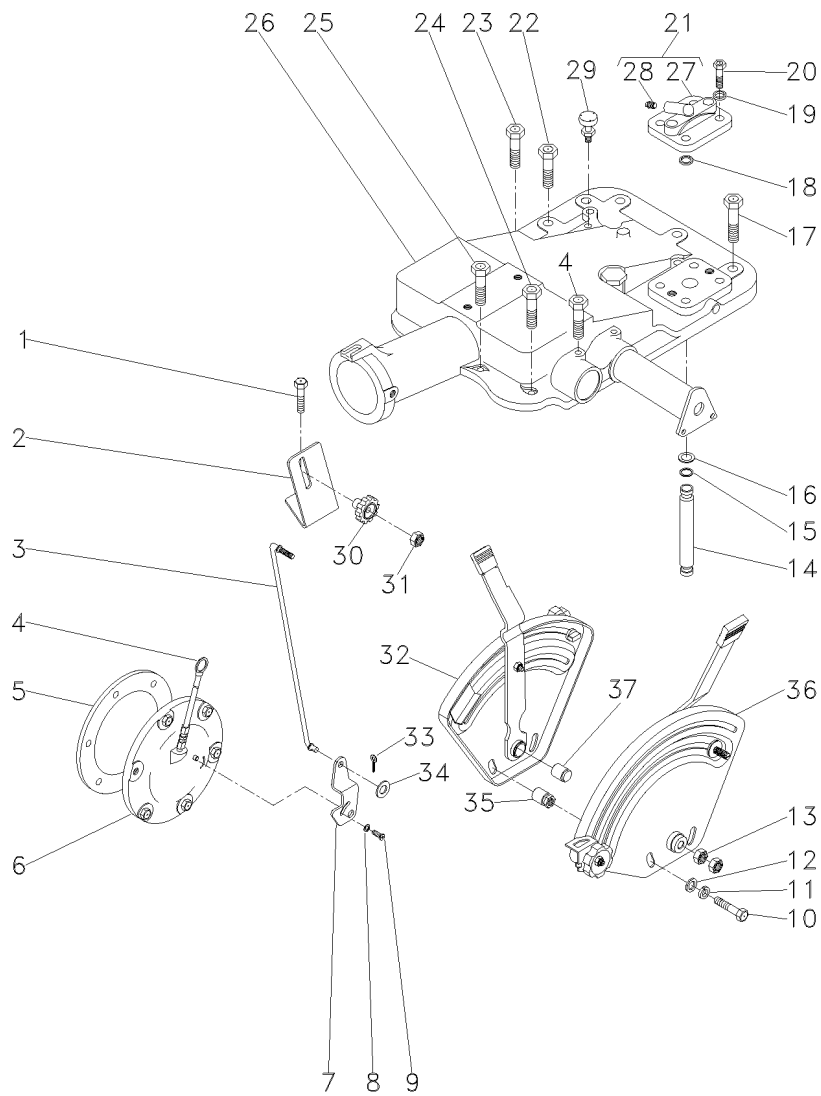
- LEVER
- KNOB

- PALANCA
- POMO



Tampa Do Levante Hidráulico
Hydraulic Lift Cover
Tapa Levante Hidraulico

70-145



- 1 376460X1
- 2 051897P1
- 3 061405S1
- 4 058292P1
- 5 181217M1
- 6 049762N1
- 7 6209491M1
- 8 353753X1
- 9 1869138M1
- 10 353537X1
- 11 353434X1
- 12 353756X1
- 13 353430X1
- 14 3808400M1
- 15 195561M1
- 16 195874M1
- 17 377622X1
- 18 195562M1
- 19 353432X1
- 20 362479X1
- 21 182373M91
- 22 354648X1
- 23 377825X1
- 24 376460X1
- 25 353714X1
- 26 047220N1
- 27 180908M1
- 28 1482137M1
- 29 182099M91
- 30 1860403M1
- 31 353918X1
- 32 069768N1
- 33 354041X1
- 34 353754X1
- 35 047222N1
- 36 069767N1
- 37 067058P1

30-220 No

70-245 No

70-235 No

70-240 No

- 2 PARAFUSO
- 1 SUPORTE
- 1 TIRANTE
- 2 PARAFUSO
- 1 JUNTA
- 1 C.J. TAMPA
- 1 ALAVANCA
- 1 ARRUELA
- 1 PARAFUSO
- 2 PARAFUSO
- 2 ARRUELA
- 2 ARRUELA
- 2 PORCA
- 1 TUBO
- 2 ANEL "O"
- 2 ARRUELA
- 5 PARAFUSO
- 1 ANEL "O"
- 2 ARRUELA
- 2 PARAFUSO
- 1 TAMPA
- 1 PARAFUSO
- 1 PARAFUSO
- 3 PARAFUSO
- 2 PARAFUSO
- 1 C.J. TAMPA
- 1 TAMPA
- 1 TAMPÃO
- 1 RESPIRO
- 1 MANÍPULO
- 1 PORCA
- 1 C.J. QUADRANTE
- 1 CUPILHA
- 1 ARRUELA
- 2 C.J. ESPAÇADOR
- 1 C.J. QUADRANTE
- 1 ESPAÇADOR

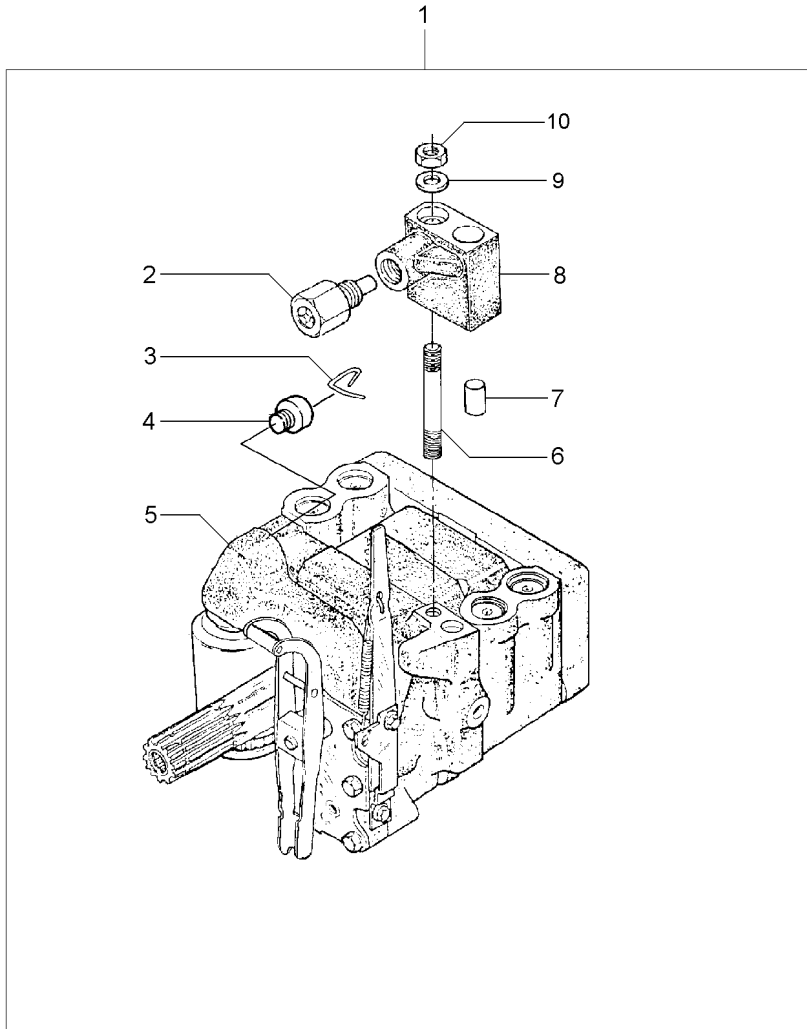
- BOLT
- BRACKET
- ROD
- SCREW
- GASKET
- KIT, COVER
- LEVER
- WASHER
- BOLT
- BOLT
- WASHER
- WASHER
- NUT
- PIPE
- O RING
- WASHER
- BOLT
- O RING
- WASHER
- BOLT
- COVER
- BOLT
- BOLT
- BOLT
- BOLT
- KIT, COVER
- COVER
- PAD
- BREATHER
- KNOB
- NUT
- KIT, QUADRANT
- COTTER PIN
- WASHER
- KIT, SPACER
- KIT, QUADRANT
- SPACER



- PERNO
- SOPORTE
- VARILLA
- TORNILLO
- EMPAQUETADURA.
- JUEGO DE TAPA
- PALANCA
- ARANDELA
- PERNO
- PERNO
- ARANDELA
- ARANDELA
- TUERCA
- CANO
- JUNTA TORICA
- ARANDELA
- PERNO
- JUNTA TORICA
- ARANDELA
- PERNO
- CUBIERTA
- PERNO
- PERNO
- PERNO
- PERNO
- JUEGO DE TAPA
- CUBIERTA
- ALMOHADILLA
- RESPIRADERO
- POMO
- TUERCA
- JUEGO CUADRANTE
- PASADOR DOUBLE
- ARANDELA
- JUEGO ESPACIADOR
- JUEGO CUADRANTE
- PIEZA DISTANCIA

Bomba Hidráulica
Hydraulic Pump
Bomba Hidraulica

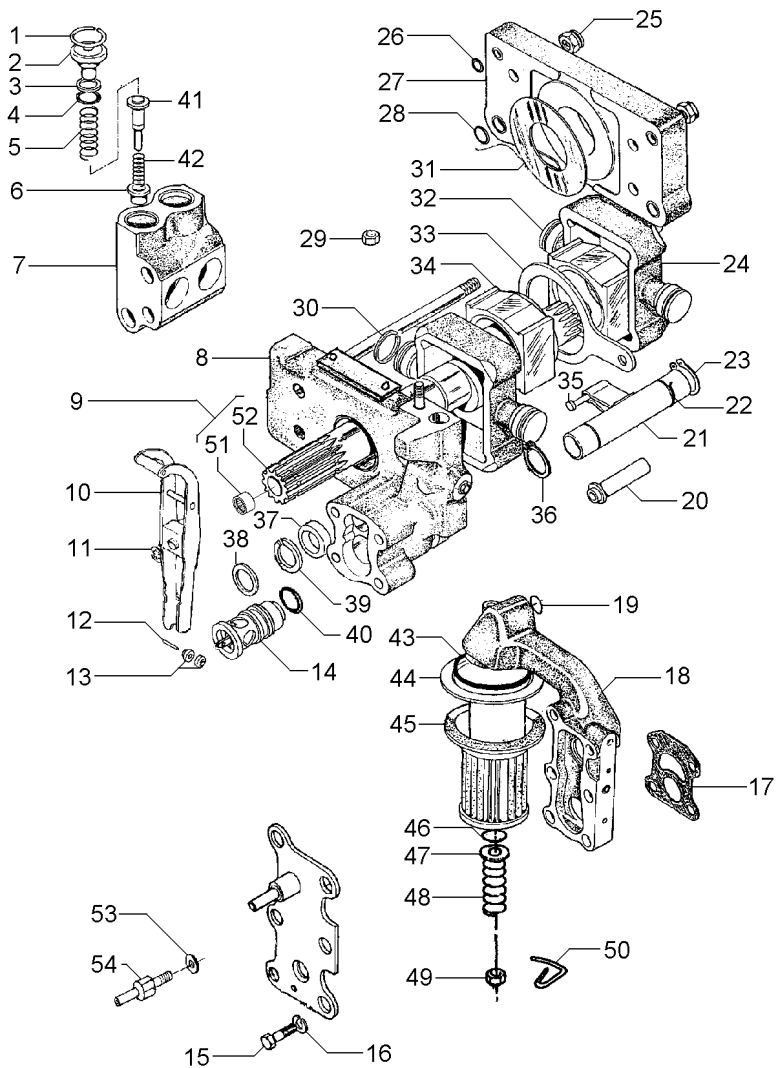
**Coletor E Luva
Collector And Glove
Colecionador Y Guante**

70-150



- | | | | |
|----|------------|---|------------|
| 1 | |  | 3773700M92 |
| 2 | 038639T1 | 8 | |
| 3 | 1870819M1 | 1 | |
| 4 | 1870820M1 | 1 | |
| 5 | 3773701M92 | 1 | U.K. |
| | |  | 70-155 No |
| 6 | 1694381M1 | 1 | |
| 7 | 377605X1 | 8 | |
| 8 | 3808924M91 | 1 | |
| 9 | 353756X1 | 1 | |
| 10 | 195258M1 | 1 | |

- | | | |
|---------------|-----------|-------------|
| 1 BOMBA | PUMP | BOMBA |
| 1 VÁLVULA | VALVE | VALVULA |
| 1 PRESILHA | STAPLE | GRAPA |
| 1 BUJÃO | PLUG | TAPON |
| 1 C.J. BOMBA | KIT, PUMP | BOMBA JUEGO |
| | | |
| 1 PRISIONEIRO | STUD | ESPARRAGO |
| 1 PINO | PIN | PASADOR |
| 1 COLETOR | COLLECTOR | COLECTOR |
| 1 ARRUELA | WASHER | ARANDELA |
| 1 PORCA | NUT | TUERCA |



1 1868743M1
2 1868741M1
3 1870849M1
4 1868742M1
5 180928M2
6 1660116M1
7 1868435M3
8 3808617M91
9 1871781M93
10 3610175M91
11 377493X1
12 897504M1
13 897599M1
14 3611085M91
15 362403X1
16 366719X1
17 1869529M2
18 3611141M91
19 851134M1
20 1686740M1
21 1681790M91
22 1671699M1
23 3000361X1
24 1860038M1
25 1871659M1
26 1871660M1
27 377494X1
28 1665499M91
29 831533M1
30 376448X1

30 897493M1
31 1664589M1
32 180924M2
33 180933M1
34 180925M2
35 831130M1
36 195946M1
37 1868486M1
38 377543X1
39 1868485M1
40 377502X1
41 180930M2
42 180927M2
43 195876M1
44 1671633M1
45 1870199M92
46 1007240M1
47 377499X1
48 1868469M1

[A]

70-170 No

70-165 No

70-160 No

3/8

3/8

195258M1

[B]

4 ANEL TRAVA
4 BUJÃO
4 ARRUELA
4 ANEL "O"
4 MOLA
4 VÁLVULA
2 CÂMARA
1 CORPO
1 EIXO
1 ALAVANCA
1 ANEL TRAVA
1 PINO
2 ROLETE
1 VÁLVULA
4 PARAFUSO
4 ARRUELA
1 JUNTA
1 CARCAÇA
1 ANEL "O"
1 TUBO
1 OSCILADOR
1 ANEL TRAVA
1 ANEL TRAVA
2 PISTÃO
2 PORCA
2 PORCA
4 ANEL "O"
1 CORPO
4 ANEL "O"
1 PORCA

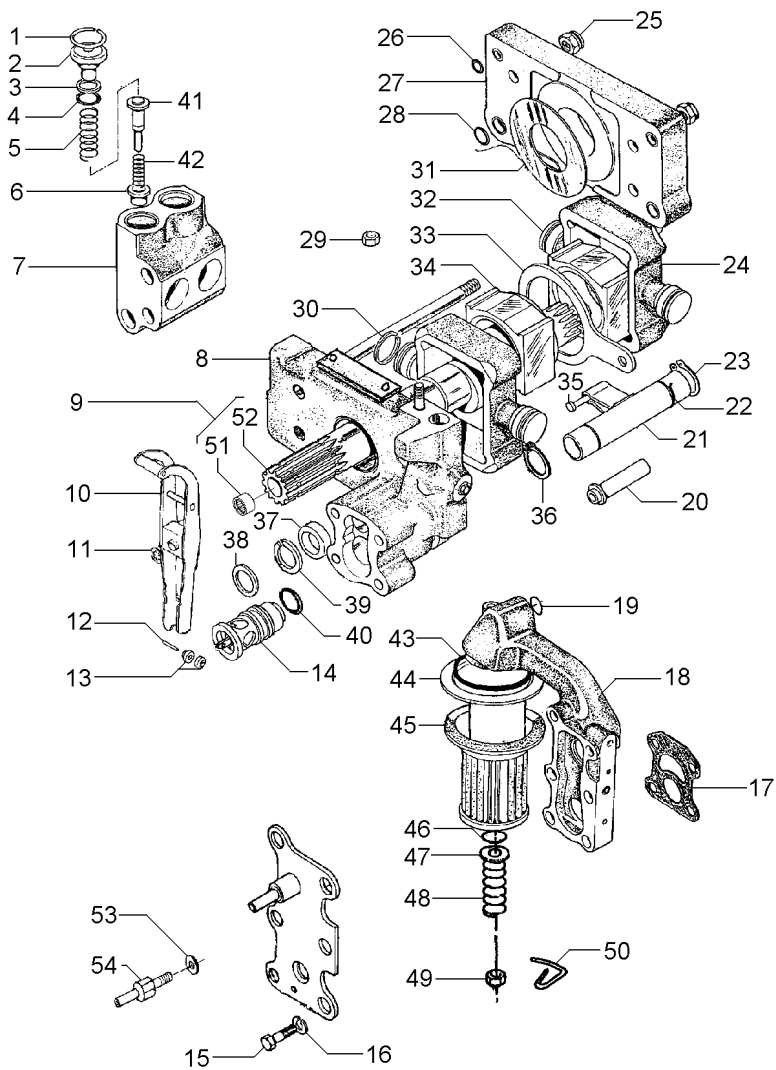
4 ANEL
2 ARRUELA
1 BLOCO
1 SEGUIDOR
1 BLOCO
1 PINO
2 ANEL TRAVA
1 ESPAÇADOR
1 ARRUELA
1 ARRUELA
1 ANEL "O"
4 VÁLVULA
4 MOLA
1 ANEL "O"
1 TUBO
1 FILTRO
1 ANEL "O"
1 ARRUELA
1 MOLA

CIRCLIP
PLUG
WASHER
O RING
SPRING
VALVE
CHAMBER
BODY
SHAFT
LEVER
CIRCLIP
PIN
ROLLER
VALVE
BOLT
WASHER
GASKET
HOUSING
O RING
PIPE
OSCILLATOR
CIRCLIP
CIRCLIP
PISTON
NUT
NUT
O RING
BODY
O RING
NUT

RING
WASHER
BLOCK
FOLLOWER
BLOCK
PIN
CIRCLIP
SPACER
WASHER
WASHER
O RING
VALVE
SPRING
O RING
PIPE
FILTER
O RING
WASHER
SPRING

CIRCULITO
TAPON
ARANDELA
JUNTA TORICA
RESORTE
VALVULA
CAMARA
CUERPO
ARBOL
PALANCA
CIRCULITO
PASADOR
RODILLO
VALVULA
PERNO
ARANDELA
EMPAQUETADURA.
ALOJAMIENTO
JUNTA TORICA
CANO
OSCILADOR
CIRCULITO
CIRCULITO
PISTON
TUERCA
TUERCA
JUNTA TORICA
CUERPO
JUNTA TORICA
TUERCA

ARO
ARANDELA
BLOQUE
IMPULSOR
BLOQUE
PASADOR
CIRCULITO
PIEZA DISTANCIA
ARANDELA
ARANDELA
JUNTA TORICA
VALVULA
RESORTE
JUNTA TORICA
CANO
FILTRO
JUNTA TORICA
ARANDELA
RESORTE

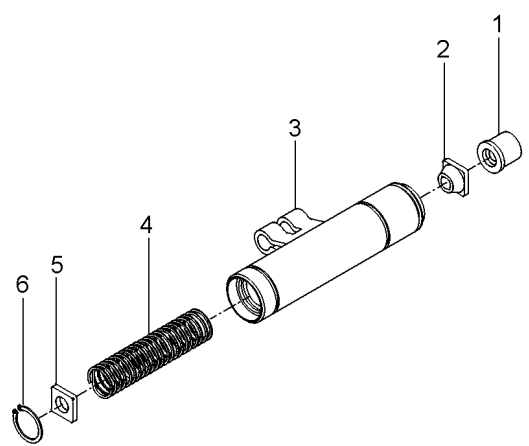


- 49 375109X1 3/8X16
- 50 1870089M1
- 51 1000251M1 9
- 52 1871782M3 9
- 53 376719X1
- 54 3610280M1

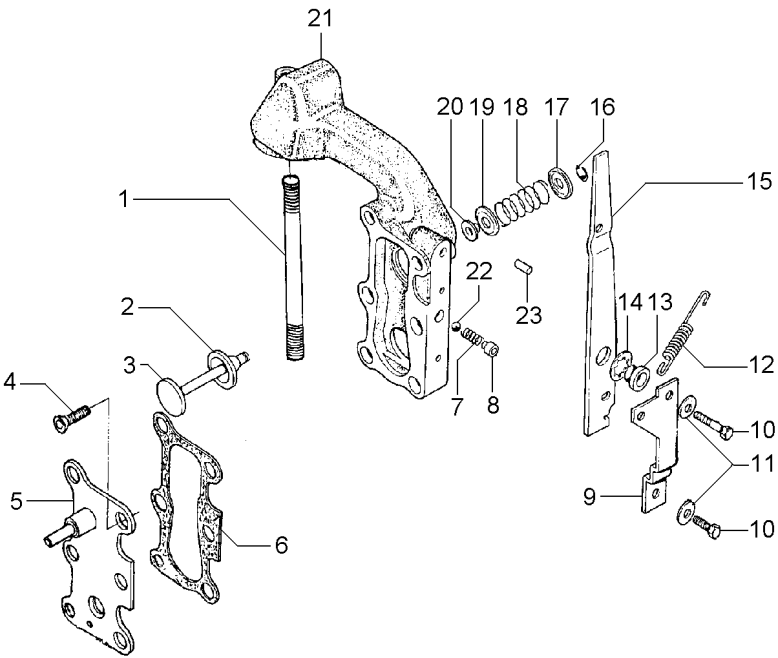
[A] ADMISSÃO
INLET
ADMISIÓN

[B] RETORNO
RETURN
RETORNO

- | | | |
|-------------|---------|----------|
| 1 PORCA | NUT | TUERCA |
| 1 PRESILHA | STAPLE | GRAPA |
| 1 ROLAMENTO | BEARING | COJINETE |
| 1 EIXO | SHAFT | ARBOL |
| 1 ARRUELA | WASHER | ARANDELA |
| 1 PARAFUSO | BOLT | PERNO |



- | | | | | | |
|---|------------|---|-----------|------------|-----------|
| 1 | 1681786M1 | 1 | COLAR | COLLAR | COLLAR |
| 2 | 1862576M2 | 1 | GUIA | GUIDE | GUIA |
| 3 | 1869826M93 | 1 | OSCILADOR | OSCILLATOR | OSCILADOR |
| 4 | 180940M1 | 1 | MOLA | SPRING | RESORTE |
| 5 | 1869830M2 | 1 | DISCO | DISC | DISCO |
| 6 | 1442466X1 | 1 | ANEL | RING | ARO |



- | | | | |
|--------------|---------------|---------|------------------|
| 1 377531X1 | 1 PRISIONEIRO | STUD | ESPARRAGO |
| 2 1870810M1 | 1 ANEL "O" | O RING | JUNTA TORICA |
| 3 1870811M1 | 1 VÁLVULA | VALVE | VALVULA |
| 4 358334X1 | 2 PARAFUSO | BOLT | PERNO |
| 5 3599748M91 | 1 TAMPA | COVER | CUBIERTA |
| 6 1868456M1 | 2 JUNTA | GASKET | EMPAQUETADURA. |
| 7 1868452M1 | 1 MOLA | SPRING | RESORTE |
| 8 1868451M2 | 1 BUCHA | BUSH | CASQUILLO |
| 9 1869831M1 | 1 SUPORTE | SUPPORT | DISPOS.DE SOSTEN |
| 10 362352X1 | 2 PARAFUSO | BOLT | PERNO |
| 11 359004X1 | 2 ARRUELA | WASHER | ARANDELA |
| 12 1868454M2 | 1 MOLA | SPRING | RESORTE |
| 13 1868444M1 | 1 BUCHA | BUSH | CASQUILLO |
| 14 377500X1 | 1 ARRUELA | WASHER | ARANDELA |
| 15 1868453M2 | 1 ALAVANCA | LEVER | PALANCA |
| 16 377501X1 | 1 ANEL TRAVA | CIRCLIP | CIRCULITO |
| 17 1868464M1 | 1 ASSENTO | SEAT | ASIENTO |
| 18 1868465M1 | 1 MOLA | SPRING | RESORTE |
| 19 1868460M1 | 1 ASSENTO | SEAT | ASIENTO |
| 20 1868466M1 | 1 RETENTOR | SEAL | RETEN |
| 21 3599949M1 | 1 CARÇAÇA | HOUSING | ALOJAMIENTO |
| 22 361023X1 | 1 ESFERA | BALL | BOLA |
| 23 377489X1 | 1 PINO | PIN | PASADOR |

Corpo
Body
Cuerpo

70-170

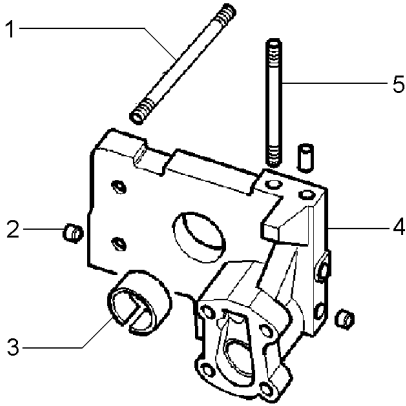
- 1 377528X1
- 2 1868431M3
- 3 1664491M2
- 4
- 5 377528X1

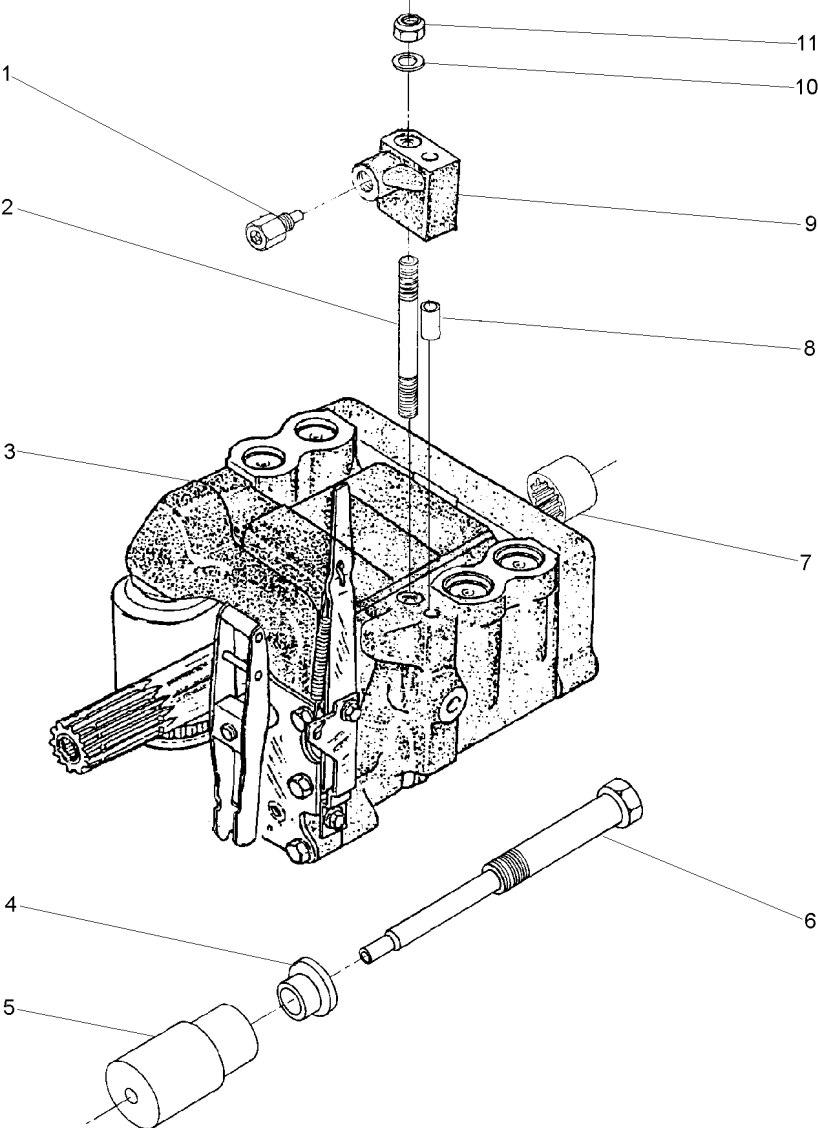
3808617M91

- 4 PRISIONEIRO
- 2 BUJÃO
- 1 BUCHA
- 1 CORPO
- 1 PRISIONEIRO

- STUD
- PLUG
- BUSH
- BODY
- STUD

- ESPARRAGO
- TAPON
- CASQUILLO
- CUERPO
- ESPARRAGO





- 1 038639T1
- 2 1694381M1
- 3 3773700M92
- 4 532926M1
- 5 532927M1
- 6 532928M1
- 7 1868538M4
- 8 377605X1
- 9 1694275M1
- 10 353756X1
- 11 195258M1

70-150 No

3/8x24

- 1 VÁLVULA
- 1 PRISIONEIRO
- 1 CJ. BOMBA
- 1 ARRUELA
- 1 SUPORTE
- 1 PINO
- 1 LUVA
- 1 PINO
- 1 COLETOR
- 1 ARRUELA
- 1 PORCA

- VALVE
- STUD
- KIT, PUMP
- WASHER
- BRACKET
- PIN
- SLEEVE
- PIN
- RELIEF VALVE
- WASHER
- NUT

- VALVULA
- ESPARRAGO
- BOMBA JUEGO
- ARANDELA
- SOPORTE
- PASADOR
- MANCHA
- PASADOR
- VALVULA ALIVIO
- ARANDELA
- TUERCA

Bomba Hidráulica Do Levante
Hydraulic Lift Pump
Bomba Hidraulica Elevador

Isyp - Com Tdpi
Isyp - With Ipto
Isyp - Con Tdfi

70-180

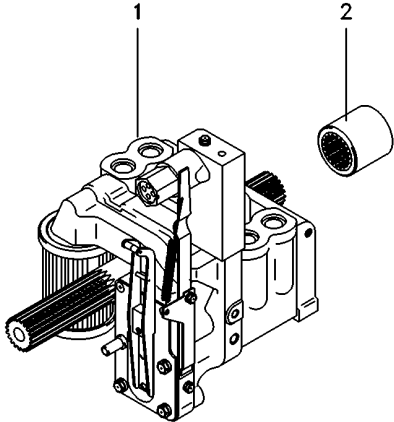
- 1 3773700M92
- 2 1868538M4

70-150 No

- 1 CJ. BOMBA
- 1 LUVA

KIT, PUMP
SLEEVE

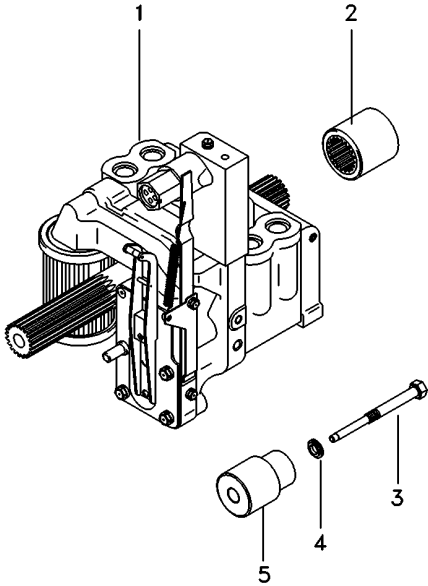
BOMBA JUEGO
MANCHA



Bomba Hidráulica
Hydraulic Pump
Bomba Hidraulica

C/Levante - S/Tdpi
With Lift - Without Ipto
C/ Levante - S/Tdfi

70-185



- 1 3773700M92
- 2 1868538M4
- 3 532928M1
- 4 532926M1
- 5 532927M1

70-150 No

- 1 CJ. BOMBA
- 1 LUVA
- 1 PINO
- 1 ARRUELA
- 1 SUPORTE

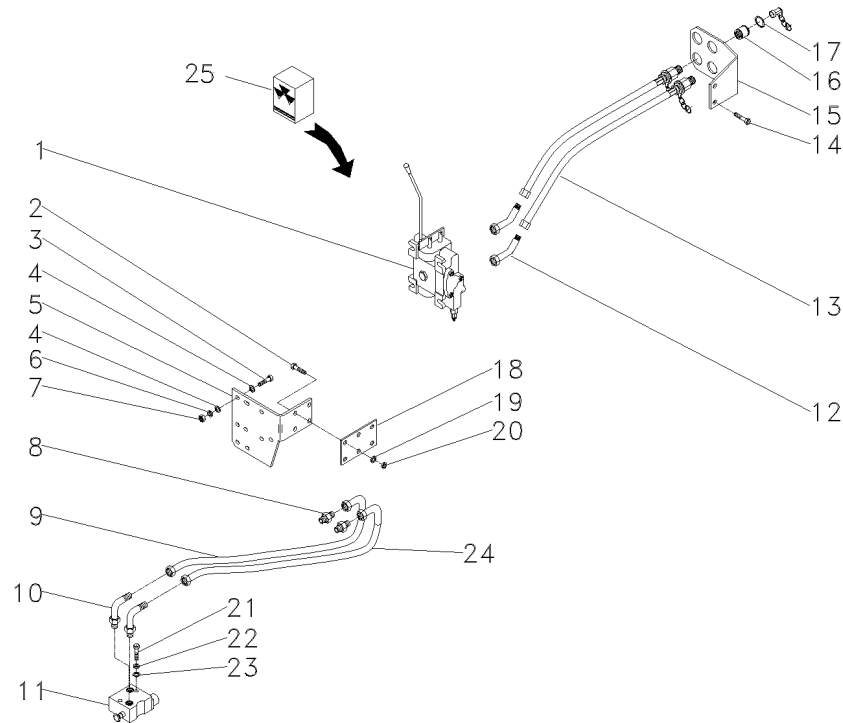
KIT, PUMP
SLEEVE
PIN
WASHER
BRACKET

BOMBA JUEGO
MANCHA
PASADOR
ARANDELA
SOPORTE

Controle Remoto
Remote Control
Control Remoto

1 Corpo
1 Boddy
1 Cuerpo

70-190



- 1 064619T1
- 2 339451X1
- 3 353683X1
- 4 829185M1
- 5 022899P1
- 6 353446X1
- 7 355565X1
- 8 358743X91
- 9 3148841M91
- 10 358762X91
- 11 033909T1
- 12 358782X91
- 13 3410679M91
- 14 391375X1
- 15 022677P1
- 16 3410413M92
- 17 390948X1
- 18 034509P1
- 19 390734X1
- 20 339376X1
- 21 353711X1
- 22 362479X1
- 23 353432X1
- 24 353757X1
- 25 3148841M91
- 050376R1

M10x1,5x30
5/16x18x1.1/2

5/16x18

70-225 No

M12x1,75x35

1

- 1 CJ. COMANDO
- 4 PARAFUSO
- 3 PARAFUSO
- 6 ARRUELA
- 1 SUPORTE
- 3 ARRUELA
- 3 PORCA
- 2 CONEXÃO
- 1 MANGUEIRA
- 2 CONEXÃO
- 1 VÁLVULA
- 2 CONEXÃO
- 2 MANGUEIRA
- 2 PARAFUSO
- 1 SUPORTE
- 2 ENGATE
- 4 ANEL
- 1 ESPAÇADOR
- 4 ARRUELA
- 4 ARRUELA
- 2 PARAFUSO
- 2 PARAFUSO
- 2 ARRUELA
- 2 ARRUELA
- 1 MANGUEIRA
- 1 JG. REPARO

- DISTRIBUTOR
- BOLT
- BOLT
- WASHER
- BRACKET
- WASHER
- NUT
- CONNECTION
- HOSE
- CONNECTION
- VALVE
- CONNECTION
- HOSE
- BOLT
- BRACKET
- COUPLER
- RING
- SPACER
- WASHER
- WASHER
- BOLT
- BOLT
- WASHER
- WASHER
- HOSE
- KIT, REPAIR

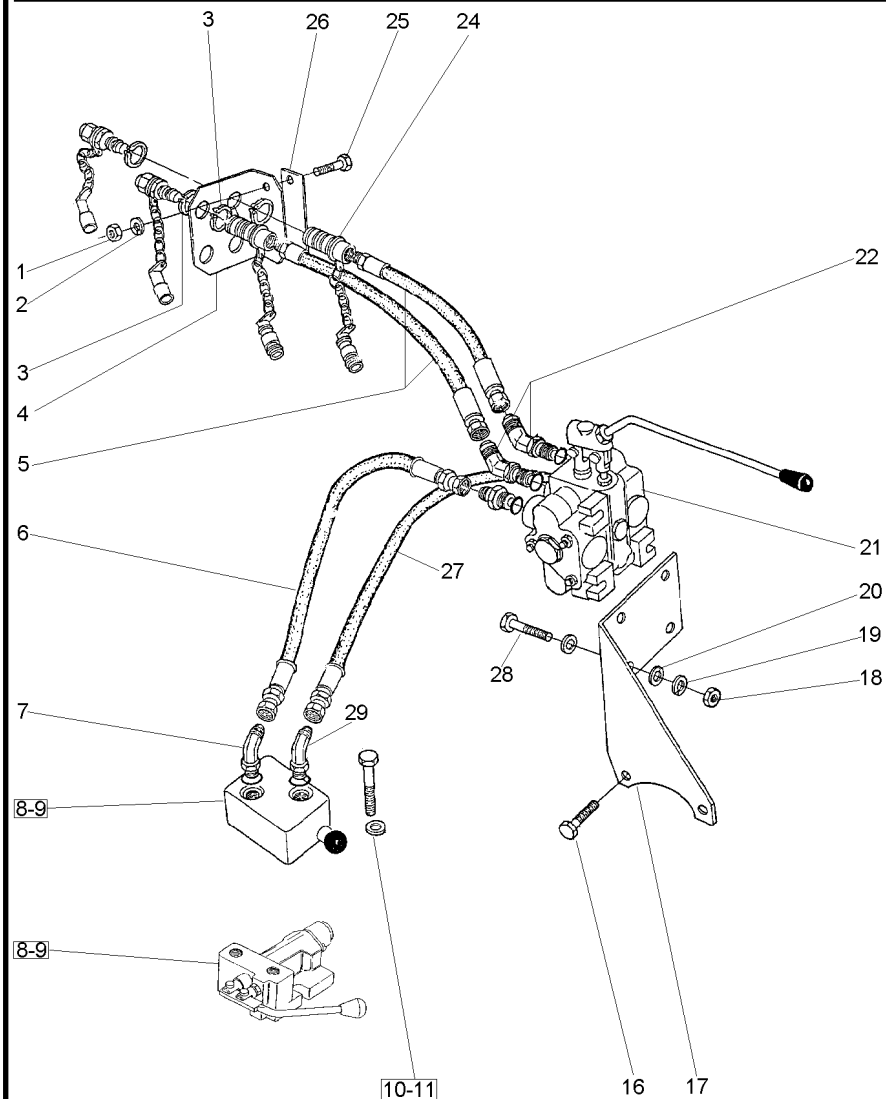
- DISTRIBUIDOR
- PERNO
- PERNO
- ARANDELA
- SOPORTE
- ARANDELA
- TUERCA
- CONEXION
- FLEXIBLE
- CONEXION
- VALVULA
- CONEXION
- FLEXIBLE
- PERNO
- SOPORTE
- ACOPLADOR
- ARO
- PIEZA DISTANCIA
- ARANDELA
- ARANDELA
- PERNO
- PERNO
- ARANDELA
- ARANDELA
- FLEXIBLE
- JUEGO REPARACION

Controle Remoto
Remote Control
Control Remoto

1 Corpo
1 Boddy
1 Cuerpo

70-195

Estreito
Narrow
Estrecho



- 1 355566X1
- 2 353434X1
- 3 390948X1
- 4 3410418M1
- 5 3410679M91
- 6 843388M3
- 7 358762X1
- 8 033909T1
- 9 358762X91
- 10 353432X1
- 11 362479X1
- 16 354651X1
- 17 3585883M92
- 18 355565X1
- 19 353446X1
- 20 829185M1
- 21 072487T1
- 21 062964T1
- 21 050376R1
- 22 358782X91
- 24 3410413M92
- 25 353693X1
- 26 3410680M1
- 27 843388M3
- 28 353683X1
- 29 358762X91

3/8x16

70-225 No

1/2x13x2.1/2

5/16x18

3/8x16x1.1/4

5/16x18x1.1/2

- 2 PORCA
- 2 ARRUELA
- 4 ANEL
- 1 SUPORTE
- 2 MANGUEIRA
- 1 MANGUEIRA
- 2 CONEXÃO
- 1 VÁLVULA
- 2 CONEXÃO
- 2 ARRUELA
- 2 PARAFUSO
- 2 PARAFUSO
- 1 SUPORTE
- 3 PORCA
- 3 ARRUELA
- 6 ARRUELA
- 1 CJ. COMANDO
- 1 CJ. COMANDO
- 1 JG. REPARO
- 2 CONEXÃO
- 2 ENGATE
- 2 PARAFUSO
- 1 FIXADOR
- 1 MANGUEIRA
- 3 PARAFUSO
- 2 CONEXÃO

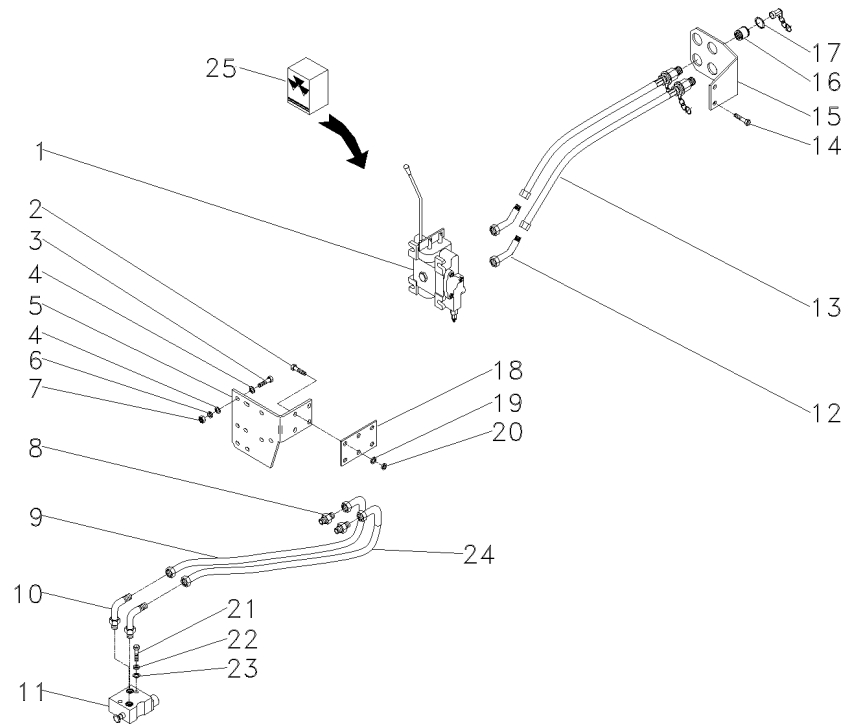
- NUT
- WASHER
- RING
- BRACKET
- HOSE
- HOSE
- CONNECTION
- VALVE
- CONNECTION
- WASHER
- BOLT
- SCREW
- BRACKET
- NUT
- WASHER
- WASHER
- KIT, ACTUATOR
- KIT, ACTUATOR
- KIT, REPAIR
- CONNECTION
- COUPLER
- BOLT
- ATTACHMENT
- HOSE
- BOLT
- CONNECTION


- TUERCA
- ARANDELA
- ARO
- SOPORTE
- FLEXIBLE
- FLEXIBLE
- CONEXION
- VALVULA
- CONEXION
- ARANDELA
- PERNO
- TORNILLO
- SOPORTE
- TUERCA
- ARANDELA
- ARANDELA
- JUEGO ACTUADOR
- JUEGO ACTUADOR
- JUEGO REPARACION
- CONEXION
- ACOPLADOR
- PERNO
- ADITAMENTO
- FLEXIBLE
- PERNO
- CONEXION

<p>Controle Remoto Remote Control Control Remoto</p>

1 Corpo
1 Boddy
1 Cuerpo

70-200



- | | | |
|----|------------|---|
| 1 | 064620T1 | |
| 2 | 339451X1 | M10x1,5x30 |
| 3 | 353683X1 | 5/16x18x1.1/2 |
| 4 | 829185M1 | |
| 5 | 022899P1 | |
| 6 | 353446X1 | |
| 7 | 355565X1 | 5/16x18 |
| 8 | 358743X91 | |
| 9 | 3148841M91 | |
| 9 | 3409857M91 | |
| 10 | 358762X91 | |
| 11 | 033909T1 |  70-225 No |
| 12 | 358782X91 | |
| 13 | 3410679M91 | |
| 14 | 391375X1 | M12x1,75x35 |
| 15 | 022677P1 | |
| 16 | 3410413M92 | |
| 17 | 390948X1 | |
| 18 | 034509P1 | |
| 19 | 390734X1 | |
| 20 | 339376X1 | |
| 21 | 353711X1 | |
| 22 | 353432X1 | |
| 23 | 353757X1 | |
| 24 | 3148841M91 | |
| 25 | 062968R1 | 1 |

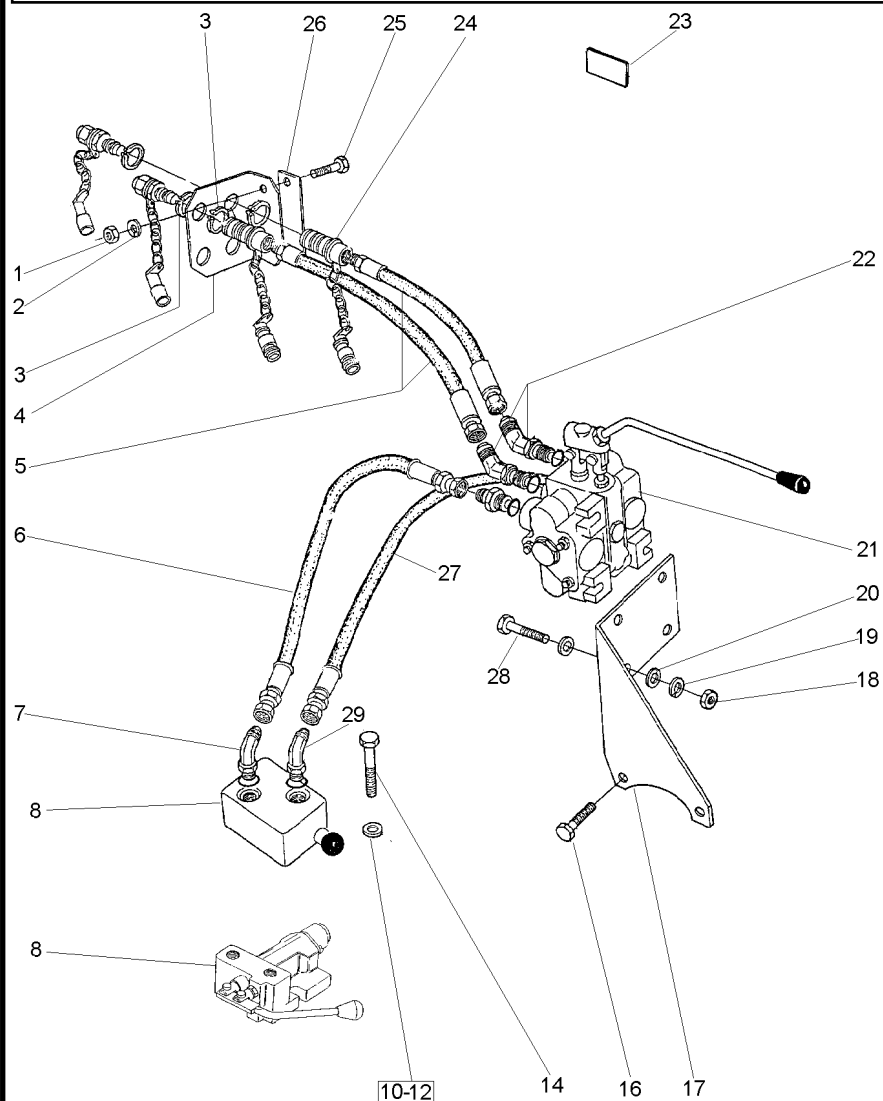
- | | | | |
|---|--------------|-------------|------------------|
| 1 | C.J. COMANDO | DISTRIBUTOR | DISTRIBUIDOR |
| 4 | PARAFUSO | BOLT | PERNO |
| 3 | PARAFUSO | BOLT | PERNO |
| 6 | ARRUELA | WASHER | ARANDELA |
| 1 | SUORTE | BRACKET | SOPORTE |
| 3 | ARRUELA | WASHER | ARANDELA |
| 3 | PORCA | NUT | TUERCA |
| 2 | CONEXÃO | CONNECTION | CONEXION |
| 1 | MANGUEIRA | HOSE | FLEXIBLE |
| 1 | MANGUEIRA | HOSE | FLEXIBLE |
| 4 | CONEXÃO | CONNECTION | CONEXION |
| 1 | VÁLVULA | VALVE | VALVULA |
| 2 | CONEXÃO | CONNECTION | CONEXION |
| 2 | MANGUEIRA | HOSE | FLEXIBLE |
| 2 | PARAFUSO | BOLT | PERNO |
| 1 | SUORTE | BRACKET | SOPORTE |
| 2 | ENGATE | COUPLER | ACOPLADOR |
| 4 | ANEL | RING | ARO |
| 1 | ESPAÇADOR | SPACER | PIEZA DISTANCIA |
| 4 | ARRUELA | WASHER | ARANDELA |
| 4 | ARRUELA | WASHER | ARANDELA |
| 2 | PARAFUSO | BOLT | PERNO |
| 2 | ARRUELA | WASHER | ARANDELA |
| 2 | ARRUELA | WASHER | ARANDELA |
| 1 | MANGUEIRA | HOSE | FLEXIBLE |
| 1 | JG. REPARO | KIT, REPAIR | JUEGO REPARACION |

Controle Remoto
Remote Control
Control Remoto

1 Corpo
1 Boddy
1 Cuerpo

70-205

Estreito
Narrow
Estrecho



1 355566X1
2 353434X1
3 390948X1
4 3410418M1
5 3410679M91
6 843388M3
7 358762X1
8 033909T1
10 391388X1
12 353432X1
14 362479X1
16 354651X1
17 3585883M92
18 355565X1
19 353446X1
20 829185M1
21 064620T1
21 062968R1
22 358782X91
23 3586819M2
24 3410413M92
25 353693X1
26 3410680M1
27 843388M3
28 353683X1
29 358762X91

3/8x16

70-225 No

1/2x13x2.1/2

5/16x18

3/8x16x1.1/4

5/16x18x1.1/2

2 PORCA
2 ARRUELA
4 ANEL
1 SUPORTE
2 MANGUEIRA
1 MANGUEIRA
2 CONEXÃO
1 VÁLVULA
2 ARRUELA
2 ARRUELA
2 PARAFUSO
2 PARAFUSO
1 SUPORTE
3 PORCA
3 ARRUELA
6 ARRUELA
1 C.J. COMANDO
1 JG. REPARO
2 CONEXÃO
2 DECAL
2 ENGATE
2 PARAFUSO
1 FIXADOR
1 MANGUEIRA
3 PARAFUSO
2 CONEXÃO

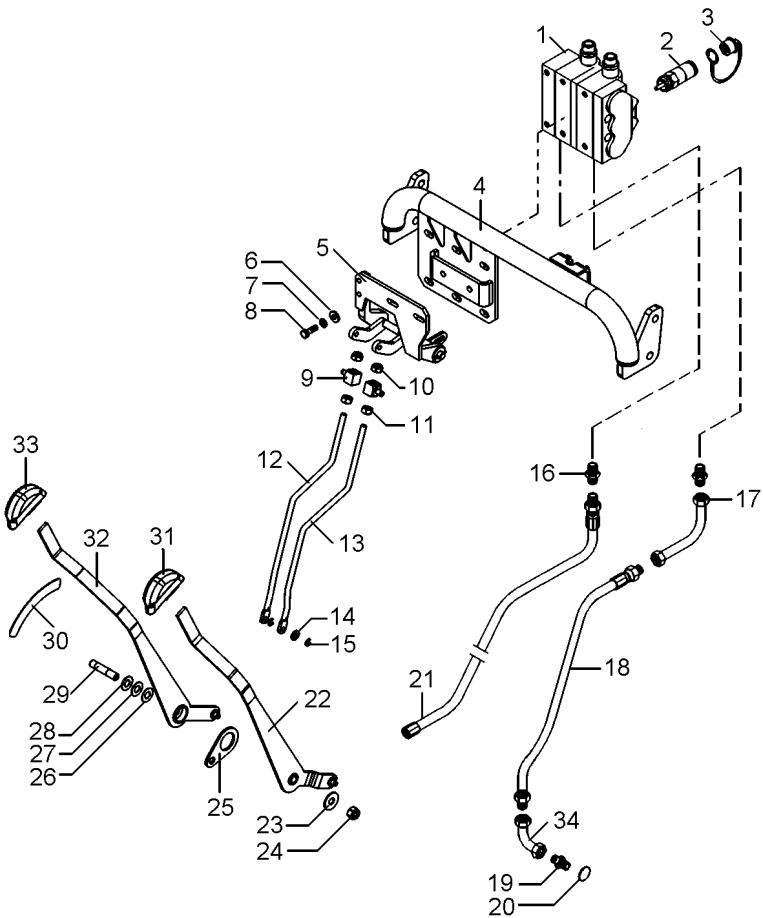
NUT
WASHER
RING
BRACKET
HOSE
HOSE
CONNECTION
VALVE
WASHER
WASHER
BOLT
SCREW
BRACKET
NUT
WASHER
WASHER
DISTRIBUTOR
KIT, REPAIR
CONNECTION
DECAL
COUPLER
BOLT
ATTACHMENT
HOSE
BOLT
CONNECTION

TUERCA
ARANDELA
ARO
SOPORTE
FLEXIBLE
FLEXIBLE
CONEXION
VALVULA
ARANDELA
ARANDELA
PERNO
TORNILLO
SOPORTE
TUERCA
ARANDELA
ARANDELA
DISTRIBUIDOR
JUEGO REPARACION
CONEXION
CALCOMANIA
ACOPLADOR
PERNO
ADITAMENTO
FLEXIBLE
PERNO
CONEXION

Controle Remoto - 2 Corpos
2 Boddy - Remote Control
Control Remoto - 2 Cuerpo

70-210

Tratores Compacto
Compact Tractors
Tractores Compacto



- 1 072488T1
- 1 072490T1
- 2 3772942M1
- 3 3611673M1
- 4
- 5 6209947M91
- 6 339056X1
- 7 339374X1
- 8 339761X1
- 9 1695655M1
- 10 339402X1
- 11 390881X1
- 12 6209945M1
- 13 6209946M1
- 14 829185M1
- 15 354345X1
- 16 3411941M91
- 17 059061P1
- 18 059062T1
- 19 039290T1
- 20 1441115X1
- 21 6201690M91
- 22 6209977M91
- 23 355620X1
- 24 1440330X1
- 25 6210906M1
- 26 3386166M1
- 27 3386166M1
- 28 3386166M1
- 29 6216538M1
- 30 6211544M1
- 31 6219605M1
- 32 6209974M91
- 33 6219605M1
- 34 6220160M1

[A]
[B]

- [A] COM RETORNO POR MOLA
WITH SPRING RETURN
CON RETORNO POR MOLA
- [B] COM DESARME AUTOMÁTICO
WITH KICK OUT
CON KICK OUT

- | | | |
|-----------------|----------------|-----------------|
| 1 CJ. COMANDO | KIT, ACTUATOR | JUEGO ACTUADOR |
| 1 CJ. COMANDO | KIT, ACTUATOR | JUEGO ACTUADOR |
| 4 VÁLVULA FÊMEA | FEMALE COUPLER | ACOPADOR HEMBRA |
| 4 TAMPÃO | PAD | ALMOHADILLA |
| 1 ESTRUTURA | STRUCTURE | ESTRUCTURA |
| 1 ARTICULADOR | HEAD | CULATA |
| 2 ARRUELA | WASHER | ARANDELA |
| 2 ARRUELA | WASHER | ARANDELA |
| 2 PARAFUSO | BOLT | PERNO |
| 2 BLOCO | BLOCK | BLOQUE |
| 2 PORCA | NUT | TUERCA |
| 2 PORCA | NUT | TUERCA |
| 1 TIRANTE | ROD | VARILLA |
| 1 TIRANTE | ROD | VARILLA |
| 1 ARRUELA | WASHER | ARANDELA |
| 2 ANEL TRAVA | CIRCLIP | CIRCULITO |
| 1 CONEXÃO | CONNECTION | CONEXION |
| 1 TUBO | PIPE | CANO |
| 1 MANGUEIRA | HOSE | FLEXIBLE |
| 1 CONEXÃO | CONNECTION | CONEXION |
| 1 ANEL "O" | O RING | JUNTA TORICA |
| 1 MANGUEIRA | HOSE | FLEXIBLE |
| 1 ALAVANCA | LEVER | PALANCA |
| 1 ARRUELA | WASHER | ARANDELA |
| 1 PORCA | NUT | TUERCA |
| 1 ESPAÇADOR | SPACER | PIEZA DISTANCIA |
| 1 ARRUELA | WASHER | ARANDELA |
| 1 ARRUELA | WASHER | ARANDELA |
| 1 ARRUELA | WASHER | ARANDELA |
| 1 PINO | PIN | PASADOR |
| 1 ESPAÇADOR | SPACER | PIEZA DISTANCIA |
| 1 MANÍPULO | KNOB | POMO |
| 1 ALAVANCA | LEVER | PALANCA |
| 1 MANÍPULO | KNOB | POMO |
| 1 TUBO | PIPE | CANO |

Engate
Coupler
Acoplador

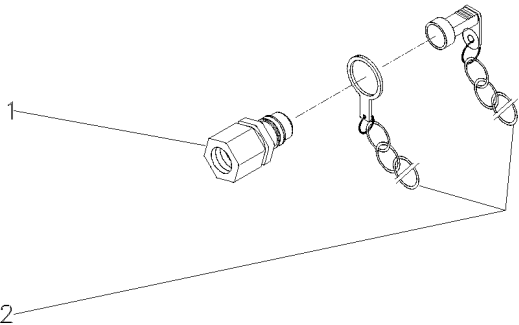
70-215

- 1 3410420M91
- 2 3410416M91

- 1 ENGATE
- 1 PROTETOR

COUPLER
PROTECTOR

ACOPLADOR
PROTECTOR



Engate
Coupler
Acoplador

70-220

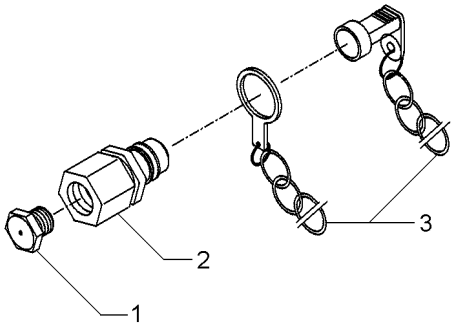
1 Corpo
1 Body
1 Cuerpo

- 1 3410414M1
- 2 3410419M91
- 3 3410415M91

- 2 BUJÃO
- 2 ENGATE
- 2 PROTETOR

PLUG
COUPLER
PROTECTOR

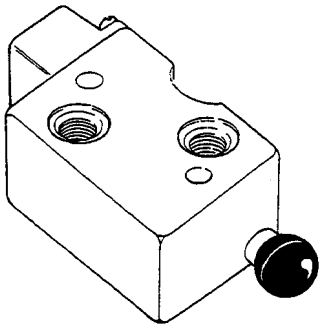
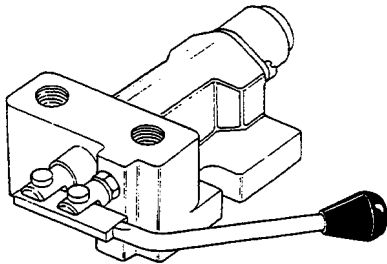
TAPON
ACOPLADOR
PROTECTOR



Válvula Divisora
Dividing Valve
Válvula Divisora

70-225

1

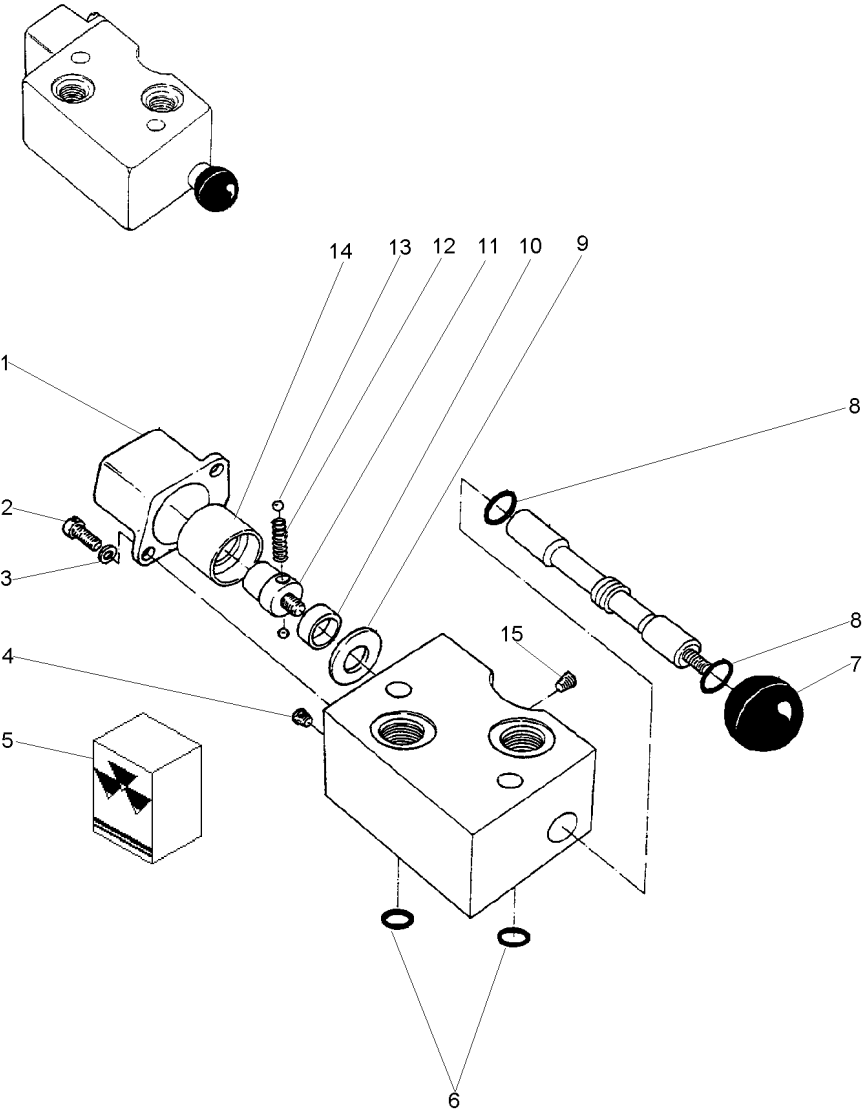


1	3410353M91	70-230 No ALBARUS	1 VÁLVULA	VALVE	VALVULA
1	3410793M91	70-275 No HIDROVER	1 VÁLVULA	VALVE	VALVULA

Válvula Divisora
Dividing Valve
Válvula Divisora

Albarus
Albarus
Albarus

70-230



- 1 3176438M1
- 2 3176440M1
- 3 3176439M1
- 4 3176430M1
- 5 3176441M1
- 6
- 7 3176431M1
- 8
- 9 3176432M1
- 10 3176433M1
- 11 3176436M1
- 12 3176435M1
- 13 3176434M1
- 14 3176437M1
- 15 3176429M1

5

5

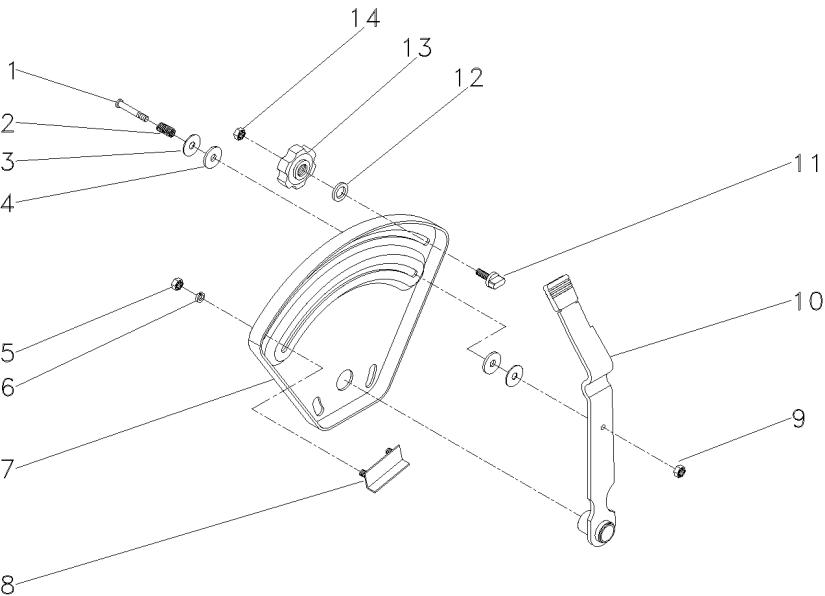
- 1 TAMPA
- 2 PARAFUSO
- 2 ARRUELA
- 1 BUJÃO
- 1 JG. REPARO
- 3 ANEL "O"
- 1 BOTÃO
- 2 ANEL "O"
- 1 ESPAÇADOR
- 1 ESPAÇADOR
- 1 PARAFUSO
- 1 MOLA
- 2 ESFERA
- 1 BUCHA
- 1 BUJÃO

- COVER
- BOLT
- WASHER
- PLUG
- KIT, REPAIR
- O RING
- BUTTON
- O RING
- SPACER
- SPACER
- BOLT
- SPRING
- BALL
- BUSH
- PLUG

- CUBIERTA
- PERNO
- ARANDELA
- TAPON
- JUEGO REPARACION
- JUNTA TORICA
- PULSADOR
- JUNTA TORICA
- PIEZA DISTANCIA
- PIEZA DISTANCIA
- PERNO
- RESORTE
- BOLA
- CASQUILLO
- TAPON

Quadrante E Alavancas De Posição
 Quadrant And Position And Lever
 Cuadrant Y Palancas De Posición

70-235



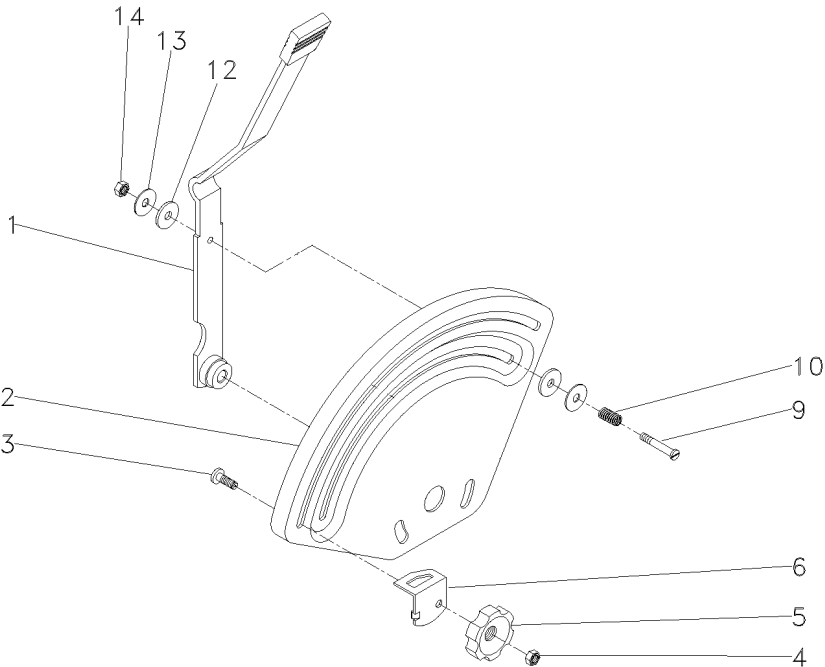
- 1 376824X1
- 2 048001P1
- 3 377581X1
- 4 3408797M1
- 5 355564X1
- 6 353441X1
- 7 026528P1
- 8 898198M91
- 9 353919X1
- 10 058325N1
- 11 026795P1
- 12 355617X1
- 13 1860402M1
- 14 353918X1

70-135 No

- | | | |
|-------------|----------|-----------|
| 1 PARAFUSO | BOLT | PERNO |
| 1 MOLA | SPRING | RESORTE |
| 2 ARRUELA | WASHER | ARANDELA |
| 2 ARRUELA | WASHER | ARANDELA |
| 2 PORCA | NUT | TUERCA |
| 2 ARRUELA | WASHER | ARANDELA |
| 1 QUADRANTE | QUADRANT | CUADRANTE |
| 2 BATENTE | STOP | PARO |
| 1 PORCA | NUT | TUERCA |
| 1 ALAVANCA | LEVER | PALANCA |
| 1 BATENTE | STOP | PARO |
| 1 ARRUELA | WASHER | ARANDELA |
| 1 MANÍPULO | KNOB | POMO |
| 1 PORCA | NUT | TUERCA |

Quadrante E Alavanca De Profundidade
 Quadrant And Depth Levers
 Cuadrante Y Palanca Deprofundidade

70-240



- 1 058323N1
- 2 033545P1
- 3 898183M1
- 4 353918X1
- 5 1860402M1
- 6 884387M1
- 9 376824X1
- 10 048001P1
- 12 3408797M1
- 13 377581X1
- 14 353919X1

70-140 No

- 1 ALAVANCA
- 1 QUADRANTE
- 1 PARAFUSO
- 1 PORCA
- 1 MANÍPULO
- 1 BATENTE
- 1 PARAFUSO
- 1 MOLA
- 2 ARRUELA
- 2 ARRUELA
- 1 PORCA

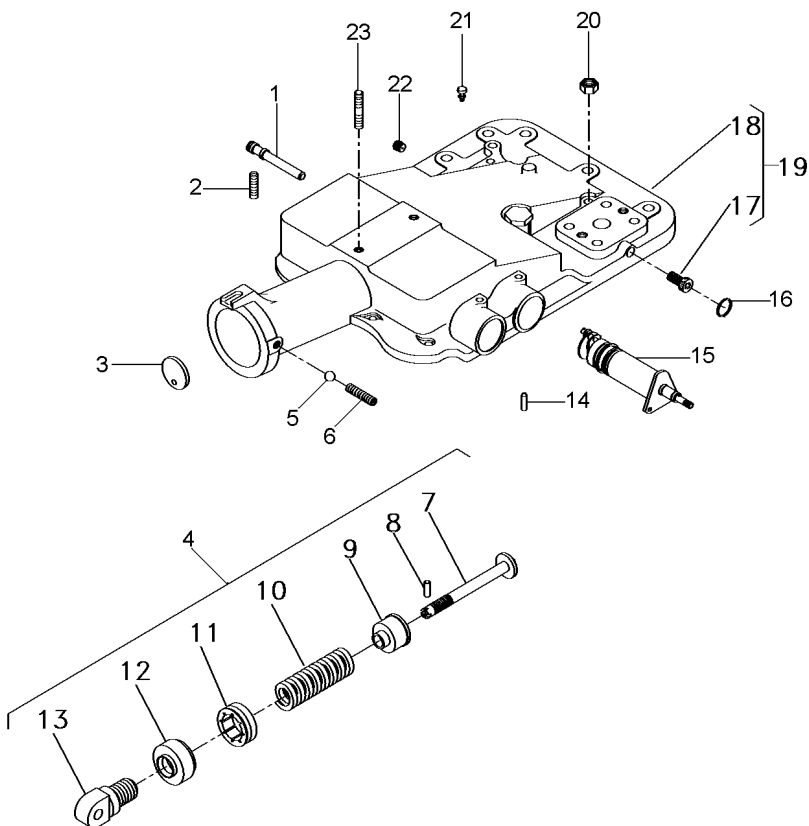
- LEVER
- QUADRANT
- BOLT
- NUT
- KNOB
- STOP
- BOLT
- SPRING
- WASHER
- WASHER
- NUT

- PALANCA
- CUADRANTE
- PERNO
- TUERCA
- POMO
- PARO
- PERNO
- RESORTE
- ARANDELA
- ARANDELA
- TUERCA

Tampa Do Levante Hidráulico
Hydraulic Lift Cover
Tapa Levante Hidraulico

Super Estreito
Super Narrow
Super Estrecho

70-245



- 1 180997M2
- 2 355286X1
- 3 180981M1
- 4 1863388M92
- 5 882451X1
- 6 355286X1
- 7 886348M2
- 8 1442142X1
- 9 886351M2
- 10 182582M1
- 11 180979M2
- 12 887654M2
- 13 1863389M1
- 14 1869074M1
- 15 047219N1
- 16 195562M1
- 17 195387M1
- 18 2802511M4
- 19 2802494M95
- 20 377765X1
- 21 182099M91
- 22 195387M1
- 23 3146844M1

5/16x18x5/8

70-255 No

5/16x18x5/8

4

4

4

4

4

4

70-260 No

19

70-265 No

9/16x18

19

- 1 EIXO
- 1 PARAFUSO ALLEN
- 1 DISCO
- 1 C.J. MOLA
- 1 ESFERA
- 1 PARAFUSO ALLEN
- 1 PINO
- 1 PINO
- 1 ASSENTO
- 1 MOLA
- 1 PORCA
- 1 PROTETOR
- 1 ARTICULADOR
- 1 PINO
- 1 SUPORTE
- 1 ANEL "O"
- 2 BUJÃO
- 1 TAMPA
- 1 C.J. TAMPA
- 2 PORCA
- 1 RESPIRO
- 1 BUJÃO
- 1 PRISIONEIRO

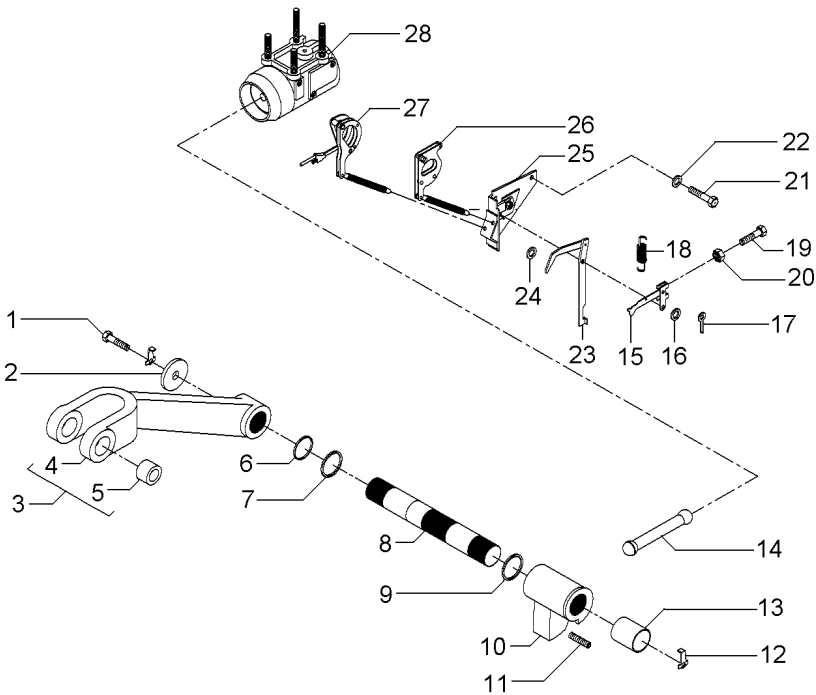
- SHAFT
- ALLEN BOLT
- DISC
- KIT, SPRING
- BALL
- ALLEN BOLT
- PIN
- PIN
- SEAT
- SPRING
- NUT
- PROTECTOR
- HEAD
- PIN
- BRACKET
- O RING
- PLUG
- COVER
- KIT, COVER
- NUT
- BREATHER
- PLUG
- STUD

- ARBOL
- TORNILLO ALLEN
- DISCO
- RESORTE JUEGO
- BOLA
- TORNILLO ALLEN
- PASADOR
- PASADOR
- ASIENTO
- RESORTE
- TUERCA
- PROTECTOR
- CULATA
- PASADOR
- SOPORTE
- JUNTA TORICA
- TAPON
- CUBIERTA
- JUEGO DE TAPA
- TUERCA
- RESPIRADERO
- TAPON
- ESPARRAGO

Tampa Do Levante Hidráulico
Hydraulic Lift Cover
Tapa Levante Hidraulico

Super Estreito
Super Narrow
Super Estrecho

70-250



- 1 353560X1
- 2 897580M1
- 3 9004135M91
- 3 9004134M91
- 4 9004138M1
- 4 9004137M1
- 5 885455M1
- 6 3611557M1
- 7 033928T1
- 8 897567M3
- 9 2801012M1
- 9 2801013M1
- 9 2801014M1
- 10 2802211M1
- 11 887076M2
- 12 897581M3
- 13 3611558M1
- 14 886410M1
- 15 1661547M92
- 16 355617X1
- 17 361332X1
- 18 898137M1
- 19 2802251M1
- 20 354120X1
- 21 353688X1
- 22 390287X1
- 23 1869093M93
- 24 355617X1
- 25 1870190M92
- 26 1661918M91
- 27 1660324M91
- 28 897593M96

7/16x20x1.1/8



0.020"

[A]

0.040"

0.060"

10x24

3/8x16x5/8

70-95 No

70-100 No

70-105 No

[A] ANTIGO
OLD
ANTIGUO

- 2 PARAFUSO
- 2 ARRUELA
- 1 CJ. BRAÇO
- 1 CJ. BRAÇO
- 1 BRAÇO
- 1 BRAÇO
- 4 BUCHA
- 2 ANEL "O"
- 2 ANEL "O"
- 1 EIXO
- X CALÇO
- X CALÇO
- X CALÇO
- 1 BRAÇO
- 1 PARAFUSO
- 2 PRESILHA
- 2 BUCHA
- 1 BIELA
- 1 ALAVANCA
- 1 ARRUELA
- 1 CUPILHA
- 1 MOLA
- 1 PARAFUSO
- 1 PORCA
- 2 PARAFUSO
- 2 ARRUELA
- 1 ALAVANCA
- X ARRUELA
- 1 SUPORTE
- 1 ARTICULAÇÃO
- 1 ARTICULAÇÃO
- 1 CJ. CILINDRO

- BOLT
- WASHER
- KIT, ARM
- KIT, ARM
- ARM
- ARM
- BUSH
- O RING
- O RING
- SHAFT
- SHIM
- SHIM
- SHIM
- ARM
- BOLT
- STAPLE
- BUSH
- CONROD
- LEVER
- WASHER
- COTTER PIN
- SPRING
- BOLT
- NUT
- BOLT
- WASHER
- LEVER
- WASHER
- SUPPORT
- KNUCKLE
- KNUCKLE
- KIT, CYLINDER

- PERNO
- ARANDELA
- JUEGO DE BRAZO
- JUEGO DE BRAZO
- BRAZO
- BRAZO
- CASQUILLO
- JUNTA TORICA
- JUNTA TORICA
- ARBOL
- CALCE
- CALCE
- CALCE
- BRAZO
- PERNO
- GRAPA
- CASQUILLO
- BIELA
- PALANCA
- ARANDELA
- PASADOR DOUBLE
- RESORTE
- PERNO
- TUERCA
- PERNO
- ARANDELA
- PALANCA
- ARANDELA
- DISPOS.DE SOSTEN
- CHARNELA
- CHARNELA
- JUEGO DE CILINDR

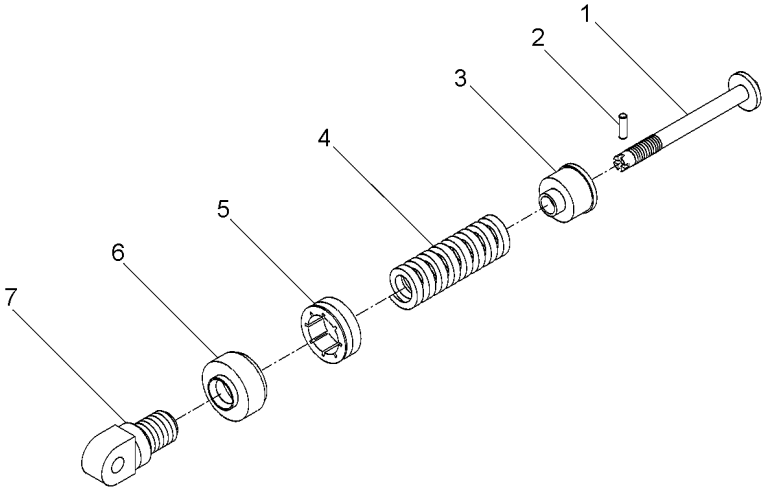
Mola De Controle Do Hidráulico
Spring Assy - Control
Resorte De Controle De Hidraulico

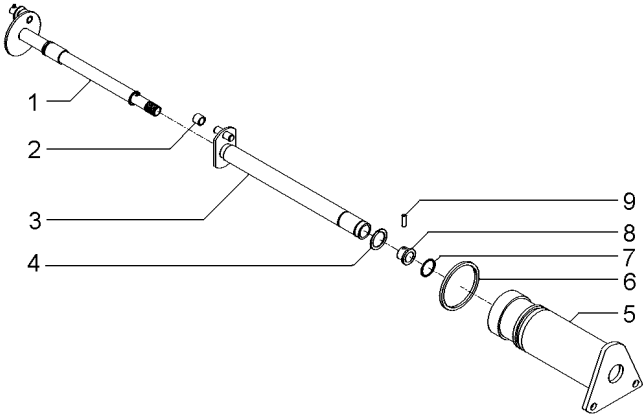
70-255

- 1 886348M2
- 2 1442142X1
- 3 886351M2
- 4 182582M1
- 5 180979M2
- 6 180980M2
- 7 1863389M1

2100 KGF

- | | | |
|---------------|--------|------------|
| 1 PINO | PIN | PASADOR |
| 1 PINO | PIN | PASADOR |
| 1 ASSENTO | SEAT | ASIENTO |
| 1 MOLA | SPRING | RESORTE |
| 1 PORCA | NUT | TUERCA |
| 1 CAPA | BOOT | PROTECCION |
| 1 ARTICULADOR | HEAD | CULATA |





- 1 3148426M91
- 2 898189M2
- 3 3148428M91
- 4 358945X1
- 5 3148429M1
- 6 364281X1
- 7 762026M1
- 8 1870225M1
- 9 1870244M1

70-270 No

- | | | |
|--------------|---------|--------------|
| 1 ÁRVORE | AXLE | EJE |
| 1 ROLETE | ROLLER | RODILLO |
| 1 EIXO | SHAFT | ARBOL |
| 1 ANEL TRAVA | CIRCLIP | CIRCULITO |
| 1 SUPORTE | BRACKET | SOPORTE |
| 1 ANEL "O" | O RING | JUNTA TORICA |
| 1 ANEL "O" | O RING | JUNTA TORICA |
| 1 BUCHA | BUSH | CASQUILLO |
| 1 PINO | PIN | PASADOR |

Tampa Do Levante Hidráulico
Hydraulic Lift Cover
Tapa Levante Hidraulico

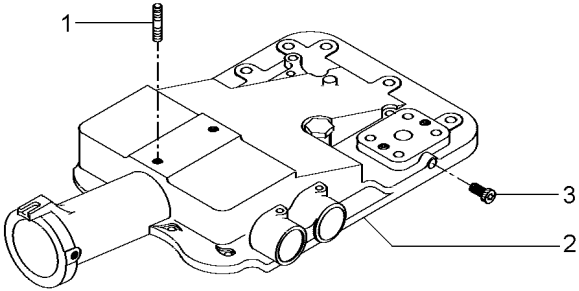
70-265

- 1 3146844M1
- 2 2802511M4
- 3 195387M1

- 1 PRISIONEIRO
- 1 TAMPA
- 2 BUJÃO

- STUD
- COVER
- PLUG

- ESPARRAGO
- CUBIERTA
- TAPON



Levante Hidráulico
Hydraulic Lift
Elevador Hidraulico

Eixo Do Quadrante
Quadrant Shaft
Eje Cuadrante

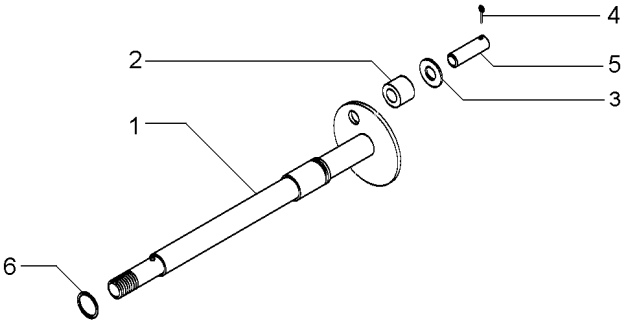
70-270

- 1 3148427M1
- 2 898196M2
- 3 376473X1
- 4 354039X1
- 5 898194M1
- 6 195561M1

- 1 ÁRVORE
- 1 ROLETE
- 1 ARRUELA
- 1 CUPILHA
- 1 PINO
- 1 ANEL "O"

- AXLE
- ROLLER
- WASHER
- COTTER PIN
- PIN
- O RING

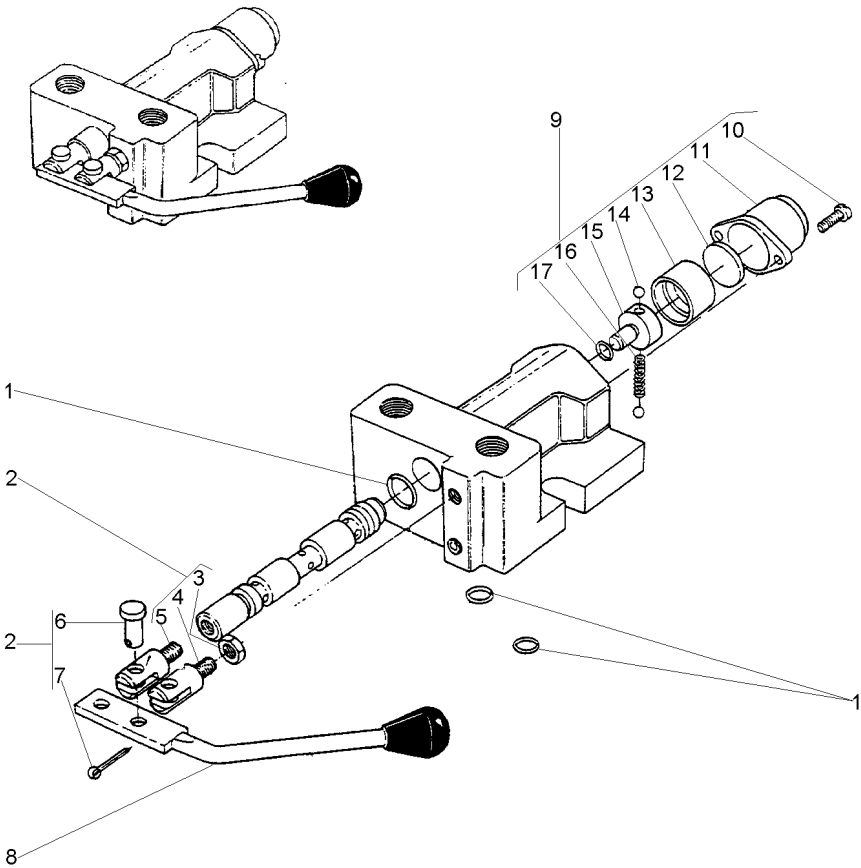
- EJE
- RODILLO
- ARANDELA
- PASADOR DOUBLE
- PASADOR
- JUNTA TORICA



Válvula Divisora
Dividing Valve
Válvula Divisora

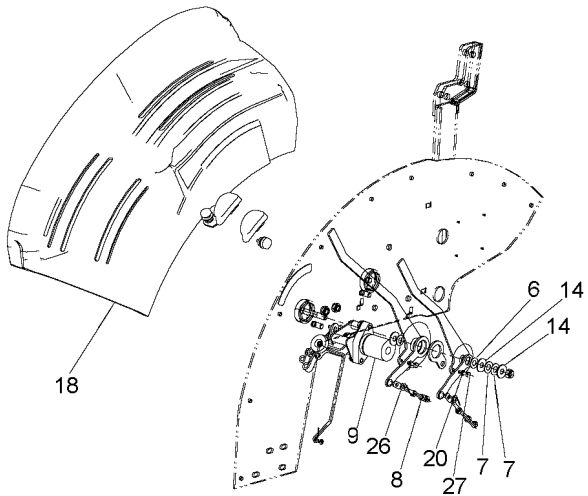
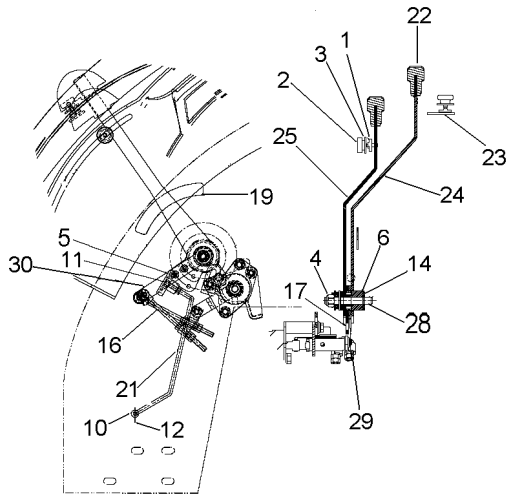
Hidrover
Hidrover
Hidrover

70-275



1	3176409M1	
2	3176410M1	
3	3176411M1	2
4	3176412M1	2
5	3176413M1	2
6	3176414M1	2
7	339580X1	2
8	3176416M91	
9	3176399M91	
10	3176400M1	9
11	3176401M1	9
12	3176402M1	9
13	3176403M1	9
14	3176406M1	9
15	3176404M1	9
16	3176405M1	9
17	359288X1	1

1	JG. REPARO	KIT, REPAIR	JUEGO REPARACION
1	EXTENSÃO	EXTENSION	EXTENSION
1	PORCA	NUT	TUERCA
1	EXTENSÃO	EXTENSION	EXTENSION
1	EXTENSÃO	EXTENSION	EXTENSION
2	PINO	PIN	PASADOR
2	CONTRAPINO	DOWEL	CENTRAJE
1	ALAVANCA	LEVER	PALANCA
1	CJ. TAMPA	KIT, COVER	JUEGO DE TAPA
2	PARAFUSO	BOLT	PERNO
1	TAMPA	COVER	CUBIERTA
1	ASSENTO	SEAT	ASIENTO
1	BUCHA	BUSH	CASQUILLO
2	ESFERA	BALL	BOLA
1	PARAFUSO	BOLT	PERNO
1	MOLA	SPRING	RESORTE
1	ANEL "O"	O RING	JUNTA TORICA



- 1 6234009M1
- 2 037020T1
- 3 051275P1
- 4 1440330X1
- 5 1860403M1
- 6 3386166M1
- 7 055535P1
- 8 339169X1
- 9 6233023M91
- 10 353754X1
- 11 353918X1
- 12 354041X1
- 14 353520X1
- 16 6208545M1
- 17 6210906M1
- 18 6211371M1
- 19 6211544M1
- 20 339375X1
- 21 6216918M91
- 22 6219605M1
- 23 6234007M91
- 24 6230042M91
- 25 6230044M91
- 26 829185M1
- 27 391074X1
- 28 6230224M1
- 29 6230228M91
- 30 6230231M91

- | | | |
|-----------------|---------------|-----------------|
| 1 BATENTE | RETAINER | RETENEDOR |
| 2 MANÍPULO | KNOB | POMO |
| 2 ARRUELA | WASHER | ARANDELA |
| 1 PORCA | NUT | TUERCA |
| 1 MANÍPULO | KNOB | POMO |
| 2 ARRUELA | WASHER | ARANDELA |
| 2 MOLA | SPRING | RESORTE |
| 6 PORCA | NUT | TUERCA |
| 1 CJ. QUADRANTE | KIT, QUADRANT | JUEGO CUADRANTE |
| 2 ARRUELA | WASHER | ARANDELA |
| 1 PORCA | NUT | TUERCA |
| 3 CUPILHA | COTTER PIN | PASADOR DOUBLE |
| 3 PARAFUSO | SCREW | TORNILLO |
| 2 TIRANTE | ROD | VARILLA |
| 1 ESPAÇADOR | SPACER | PIEZA DISTANCIA |
| 1 CONSOLE | CONSOLE | CONSOLA |
| 1 ESPAÇADOR | SPACER | PIEZA DISTANCIA |
| 2 ARRUELA | WASHER | ARANDELA |
| 1 TIRANTE | ROD | VARILLA |
| 1 MANÍPULO | KNOB | POMO |
| 1 BATENTE | RETAINER | RETENEDOR |
| 1 CJ. ALAVANCA | KIT, LEVER | JUEGO, PALANCA |
| 1 CJ. ALAVANCA | KIT, LEVER | JUEGO, PALANCA |
| 2 ARRUELA | WASHER | ARANDELA |
| 2 PARAFUSO | BOLT | PERNO |
| 1 PINO | PIN | PASADOR |
| 1 CJ. ALAVANCA | KIT, LEVER | JUEGO, PALANCA |
| 1 CJ. ALAVANCA | KIT, LEVER | JUEGO, PALANCA |

Bateria
Battery
Bateria

80-10

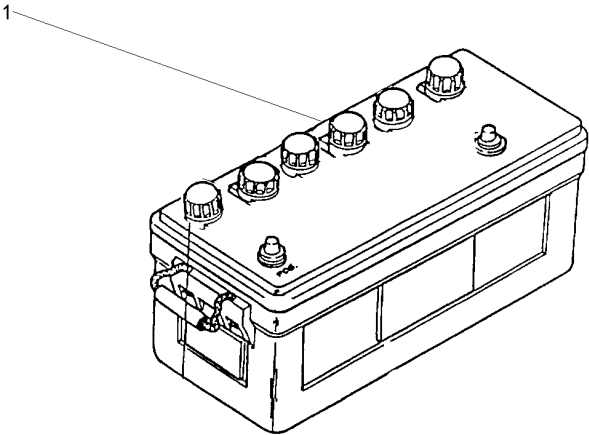
Úmida
Wet
Húmeda

1 487161M93

1 BATERIA

BATTERY

BATERIA

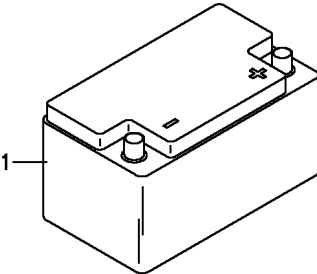


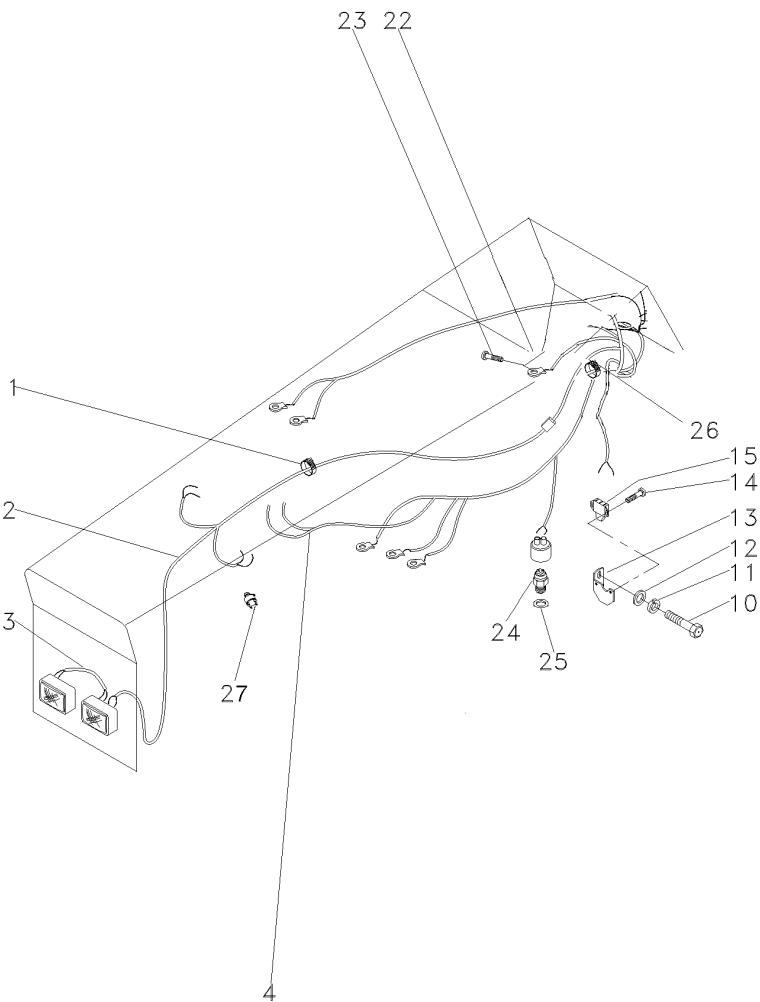
Bateria
Battery
Bateria

80-15

Seca
Dry
Seca

1 487161M93 1 BATERIA BATTERY BATERIA

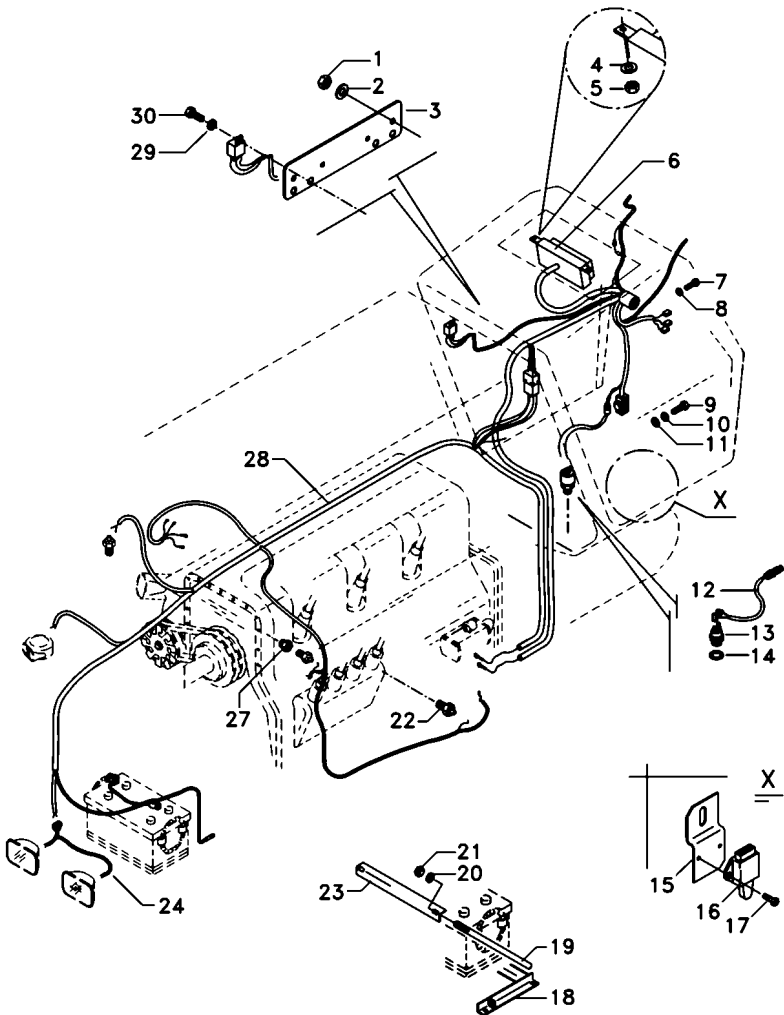




- 1 3225356M1
 - 2 054617T3
 - 3 052109P2
 - 4 067200N2
 - 10 339124X1
 - 11 353446X1
 - 12 829185M1
 - 13 046493S1
 - 14 339665X1
 - 15 046552T1
 - 22 353445X1
 - 23 355125X1
 - 24 037171T2
 - 25 181142M1
 - 26 669368M1
 - 27 026697T1
- M4x0,7x16
[C]
- 10x24x5/8
[A]
- [B]

- [A] SEGURANÇA
SECURITY
SEGURIDAD
- [B] PRESSÃO DO ÓLEO
OIL PRESSURE
PRESIÓN DE ACEITE
- [C] LUZ DE FREIO
BRACKET LIGHT
LUZ DE FRENO

- 20 BRAÇADEIRA
1 CHICOTE
1 CHICOTE
1 CHICOTE
1 PARAFUSO
1 ARRUELA
1 ARRUELA
1 SUPORTE
2 PARAFUSO
1 INTERRUPTOR
1 ARRUELA
1 PARAFUSO
1 INTERRUPTOR
1 ARRUELA
1 PASSA-FIO
1 SENSOR
- CLAMP
HARNESS
HARNESS
HARNESS
BOLT
WASHER
WASHER
BRACKET
BOLT
SWITCH
WASHER
BOLT
SWITCH
WASHER
GROMMET
SENDER
- ABRAZADERA
MAZO CABLES
MAZO CABLES
MAZO CABLES
PERNO
ARANDELA
ARANDELA
SOPORTE
PERNO
INTERRUPTOR
ARANDELA
PERNO
INTERRUPTOR
ARANDELA
PASACABLE
EMISOR

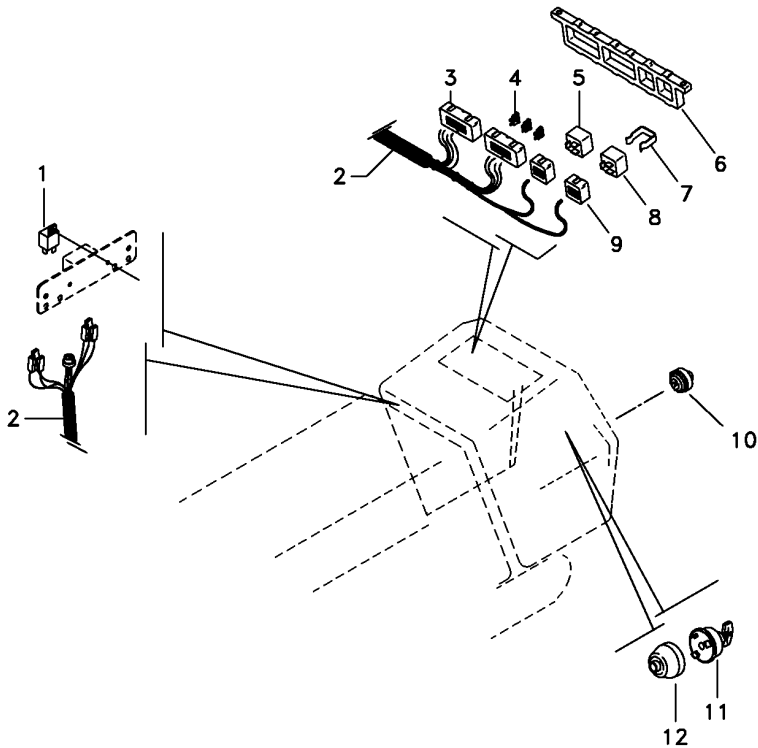


- 1 355565X1
- 2 353446X1
- 3 071144T2
- 4 390469X1
- 5 390995X1
- 6 6220149M91
- 7 355125X1
- 8 353445X1
- 9 353691X1
- 10 353434X1
- 11 353756X1
- 12 6204522M1
- 13 3761983M91
- 13 6219208M1
- 13 3761983M91
- 13 6219208M1
- 14 181142M1
- 15 046493S1
- 16 046552T1
- 17 339665X1
- 18 060367S1
- 19 027789P1
- 20 355617X1
- 21 826760M1
- 22 026697T1
- 23 027788P2
- 24 052109P2
- 27 6215023M1
- 28 6218339M91
- 29 390469X1
- 30 1441268X1

80-30 No

- 250208C000646
- 250208C000847
- 250404C001192
- 250408C001193

- | | | |
|---------------|------------|------------------|
| 2 PORCA | NUT | TUERCA |
| 2 ARRUELA | WASHER | ARANDELA |
| 1 SUPORTE | BRACKET | SOPORTE |
| 2 ARRUELA | WASHER | ARANDELA |
| 2 PORCA | NUT | TUERCA |
| 1 CHICOTE | HARNESS | MAZO CABLES |
| 2 PARAFUSO | BOLT | PERNO |
| 2 ARRUELA | WASHER | ARANDELA |
| 4 PARAFUSO | BOLT | PERNO |
| 4 ARRUELA | WASHER | ARANDELA |
| 4 ARRUELA | WASHER | ARANDELA |
| 1 CHICOTE | HARNESS | MAZO CABLES |
| 1 INTERRUPTOR | SWITCH | INTERRUPTOR |
| 1 INTERRUPTOR | SWITCH | INTERRUPTOR |
| 1 INTERRUPTOR | SWITCH | INTERRUPTOR |
| 1 INTERRUPTOR | SWITCH | INTERRUPTOR |
| 1 ARRUELA | WASHER | ARANDELA |
| 1 SUPORTE | BRACKET | SOPORTE |
| 1 INTERRUPTOR | SWITCH | INTERRUPTOR |
| 2 PARAFUSO | BOLT | PERNO |
| 1 SUPORTE | SUPPORT | DISPOS.DE SOSTEN |
| 2 TIRANTE | ROD | VARILLA |
| 2 ARRUELA | WASHER | ARANDELA |
| 2 PORCA | NUT | TUERCA |
| 1 SENSOR | SENDER | EMISOR |
| 1 FIXADOR | ATTACHMENT | ADITAMENTO |
| 1 CHICOTE | HARNESS | MAZO CABLES |
| 1 ADAPTADOR | ADAPTOR | ADAPTADOR |
| 1 CHICOTE | HARNESS | MAZO CABLES |
| 2 ARRUELA | WASHER | ARANDELA |
| 2 PARAFUSO | BOLT | PERNO |



- 1 062221R1 [A] 70A
2 6220150M1
3 065297R1
4 036756T1 10A
4 038734T1 5A
4 036757T1 15A
5 6203146M1 30A/40A
6 067279T1
7 6205714M1
8 069120T1 [B]
9 064149R1
10 850009990268
11 1874535M3
12 6200800M2

[A] PARTIDA
STARTER
SALIDA

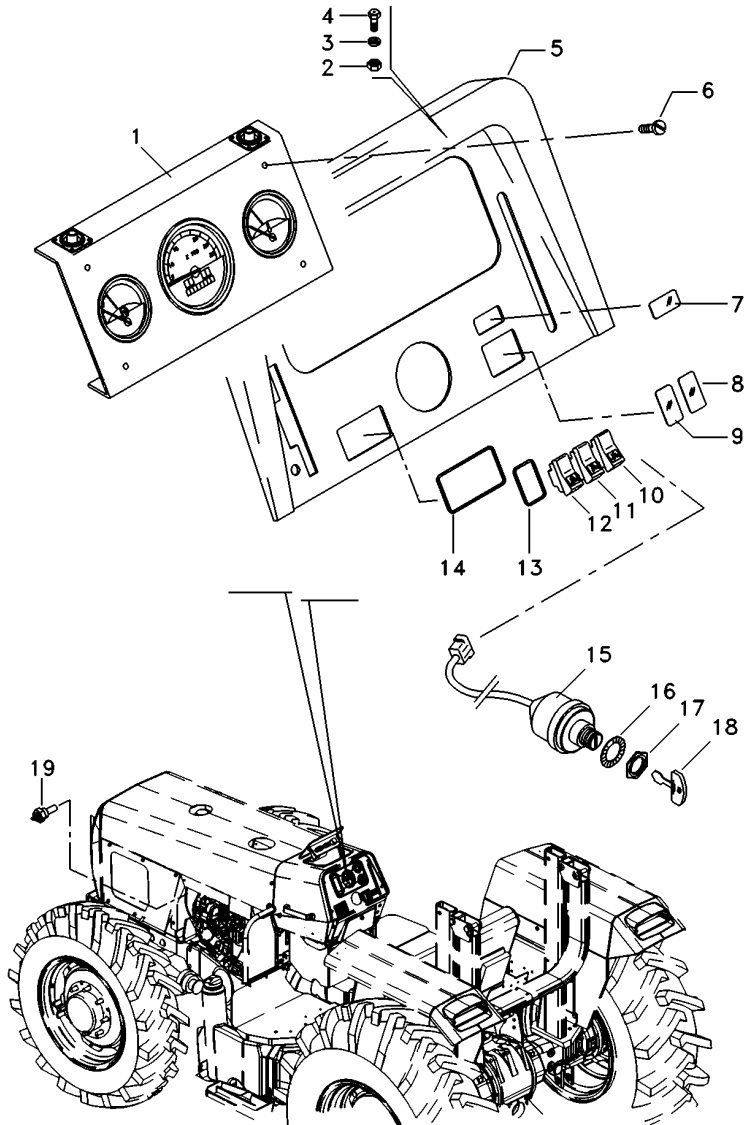
[B] PISCA
AUXILIAR
INTERMITENTE

1 RELÉ	RELAY	RELE
1 CHICOTE	HARNESS	MAZO CABLES
2 CX. FUSÍVEIS	FUSE BOX	CAJA FUSIBLES
8 FUSÍVEL	FUSE	FUSIBLE
2 FUSÍVEL	FUSE	FUSIBLE
2 FUSÍVEL	FUSE	FUSIBLE
1 RELÉ	RELAY	RELE
1 CX. FUSÍVEIS	FUSE BOX	CAJA FUSIBLES
1 MOLA	SPRING	RESORTE
1 RELÉ	RELAY	RELE
2 SUPORTE	BRACKET	SOPORTE
1 INTERRUPTOR	SWITCH	INTERRUPTOR
1 INTERRUPTOR	SWITCH	INTERRUPTOR
1 PROTEÇÃO	GUARD	DEFENSA

80-45 No

- 1 067264T1
- 2 354120X1
- 3 353445X1
- 4 3408768M1
- 5 062778S1
- 6 355863X1
- 7 042603T1
- 8 042603T1
- 9 042603T1
- 10 042613T1
- 11 042609T1
- 12 042610T1
- 13 049174T1
- 14 049173T1
- 15 1874535M3
- 16 3019881X1
- 17 052437P1
- 18 3813361M1
- 19 3147425M1

1 PAINEL INSTRUM.	INSTRUMENT PANEL	PANEL INSTRUMENT
4 PORCA	NUT	TUERCA
4 ARRUELA	WASHER	ARANDELA
4 PARAFUSO	BOLT	PERNO
1 PAINEL	PANEL	PANEL
4 PARAFUSO	BOLT	PERNO
1 TAMPA	COVER	CUBIERTA
1 TAMPA	COVER	CUBIERTA
1 TAMPA	COVER	CUBIERTA
1 INTERRUPTOR	SWITCH	INTERRUPTOR
1 INTERRUPTOR	SWITCH	INTERRUPTOR
1 INTERRUPTOR	SWITCH	INTERRUPTOR
4 MOLDURA	MOULDING	BORDON
1 MOLDURA	MOULDING	BORDON
1 INTERRUPTOR	SWITCH	INTERRUPTOR
1 ARRUELA	WASHER	ARANDELA
1 PORCA	NUT	TUERCA
2 CHAVE INTERRUPT.	KEY SWITCH	LLAVE INTERRUPT.
1 SENSOR	SENDER	EMISOR



Painel De Instrumentos
Instrument Panel
Tablero De Instrumentos

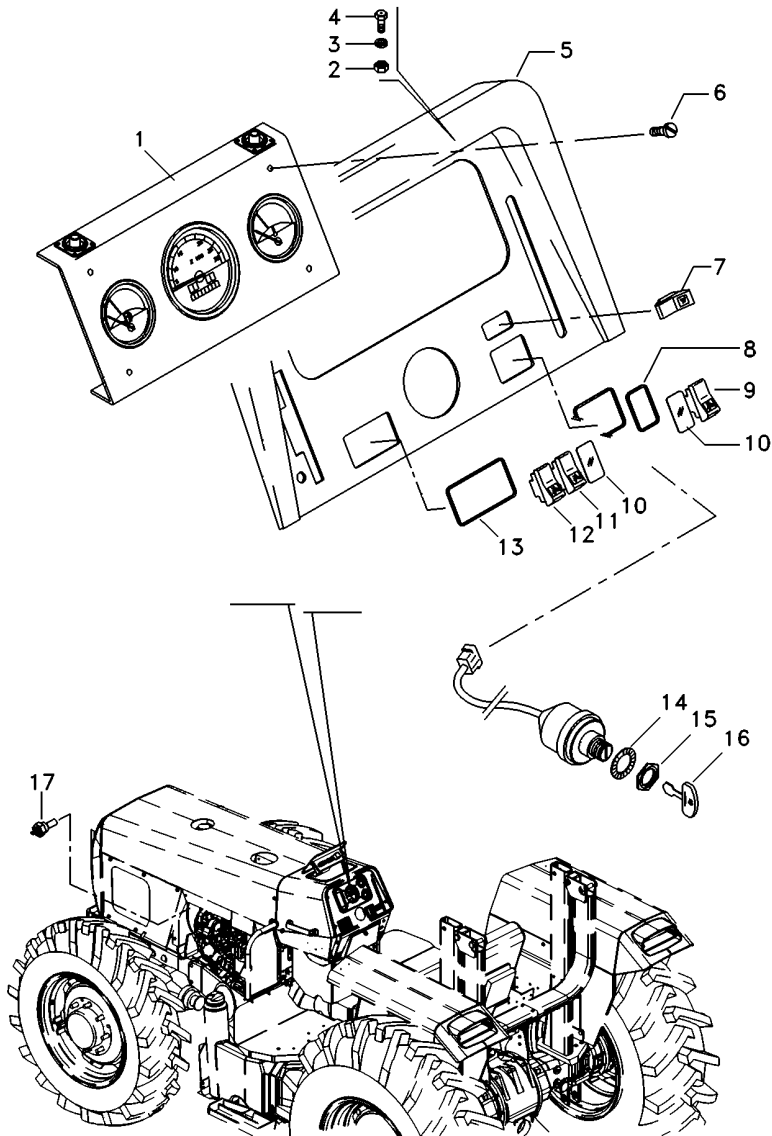
80-40

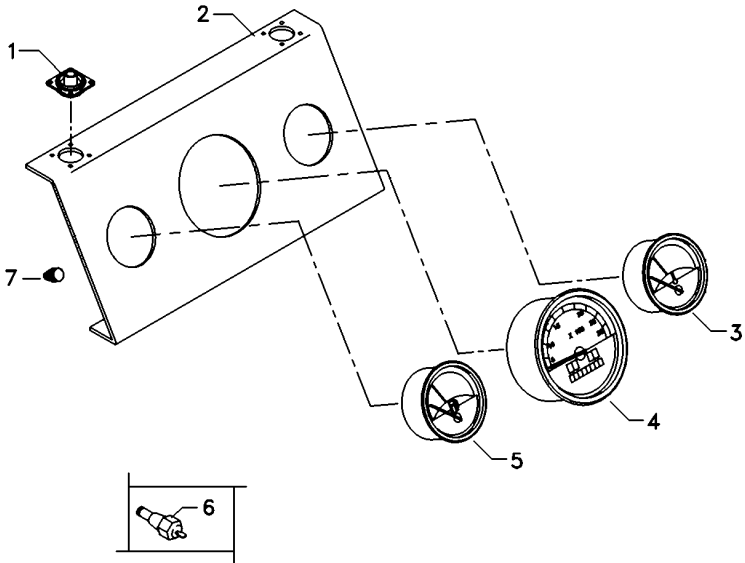
Tratores Compacto
Compact Tractors
Tractores Compacto

80-45 No

- 1 067264T1
- 2 354120X1
- 3 353445X1
- 4 355863X1
- 5 062778S1
- 6 3408768M1
- 7 071646T1
- 8 049173T1
- 9 071647T1
- 10 042603T1
- 11 071643T1
- 12 071642T1
- 13 049174T1
- 14 3019881X1
- 15 052437P1
- 16 3813361M1
- 17 3147425M1

1 PAINEL INSTRUM.	INSTRUMENT PANEL	PANEL INSTRUMENT
4 PORCA	NUT	TUERCA
4 ARRUELA	WASHER	ARANDELA
4 PARAFUSO	BOLT	PERNO
1 PAINEL	PANEL	PANEL
4 PARAFUSO	BOLT	PERNO
1 INDICADOR	INDICATOR	INDICADOR
1 MOLDURA	MOULDING	BORDON
1 INTERRUPTOR	SWITCH	INTERRUPTOR
1 TAMPA	COVER	CUBIERTA
1 INTERRUPTOR	SWITCH	INTERRUPTOR
1 INTERRUPTOR	SWITCH	INTERRUPTOR
1 INTERRUPTOR	SWITCH	INTERRUPTOR
4 MOLDURA	MOULDING	BORDON
1 ARRUELA	WASHER	ARANDELA
1 PORCA	NUT	TUERCA
2 CHAVE INTERRUPT.	KEY SWITCH	LLAVE INTERRUPT.
1 SENSOR	SENDER	EMISOR





- 1 3408984M1
- 2 062784R1
- 3 062782R1
- 4 067265R1
- 5 062783R1
- 6 3147425M1
- 7 067268R1

- 4 COXIM
- 1 PAINEL
- 1 TERMÔMETRO
- 1 TRATÔMETRO
- 1 INDICADOR
- 1 SENSOR
- 10 FIXADOR

- MOUNTING
- PANEL
- THERMOMETER
- TRACTORMETER
- GAUGE
- SENDER
- ATTACHMENT

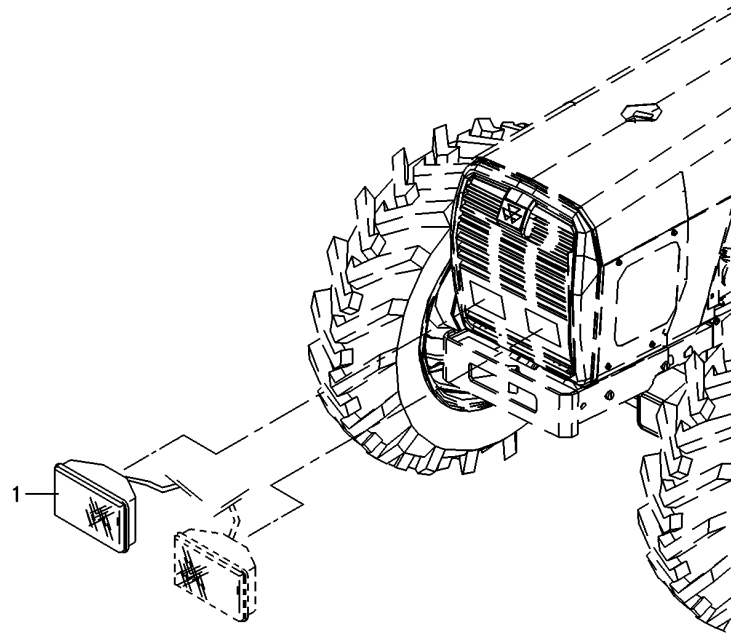
- MONTANTE
- PANEL
- TERMOMETRO
- TRACTOMETRO
- APARAT INDICADOR
- EMISOR
- ADITAMENTO

Bloco Ótico
Headlamp
Faro

80-50

Foco Lado Direito / Tratores Compacto
Right Hand Light / Compact Tractors
Foco Lado Derecho / Tractores Compacto

1 022335N1 1 FAROL DIANTEIRO FRONT LIGHT FRONT LIGHT



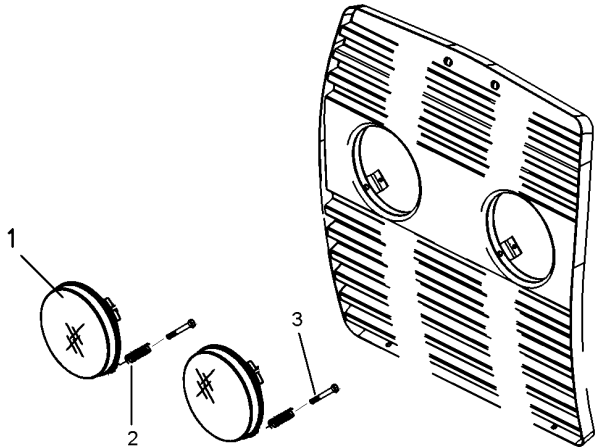
Bloco Ótico
Headlamp
Faro

80-55

- 1 6217230M91
- 1 6217229M91
- 1 6217216M1
- 2 6232139M1
- 3 2802112M1



- | | | |
|---------------|-----------|---------------|
| 1 BLOCO ÓTICO | KIT, LAMP | JUEGO LAMPARA |
| 1 BLOCO ÓTICO | KIT, LAMP | JUEGO LAMPARA |
| 2 LÂMPADA | BULB | LAMPARA |
| 6 MOLA | SPRING | RESORTE |
| 6 PARAFUSO | BOLT | PERNO |

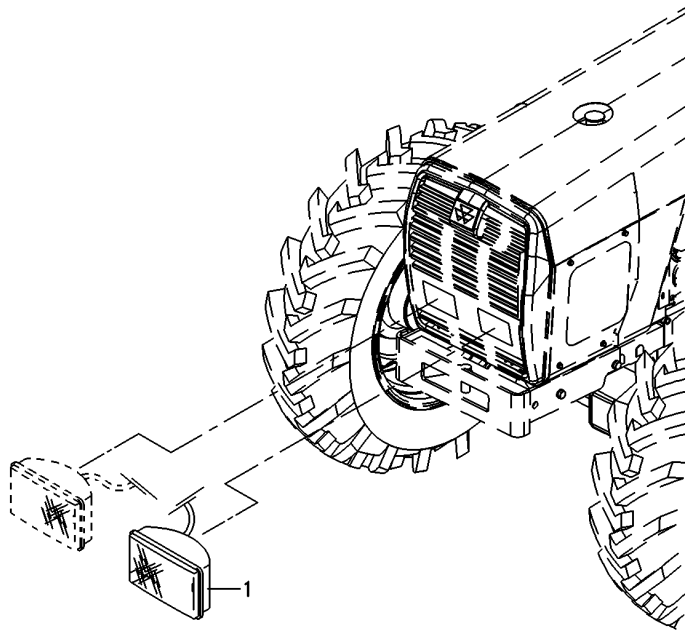


1 022336N1

1 FAROL DIANTEIRO

FRONT LIGHT

FRONT LIGHT



Bloco Ótico
Headlamp
Faro

80-65

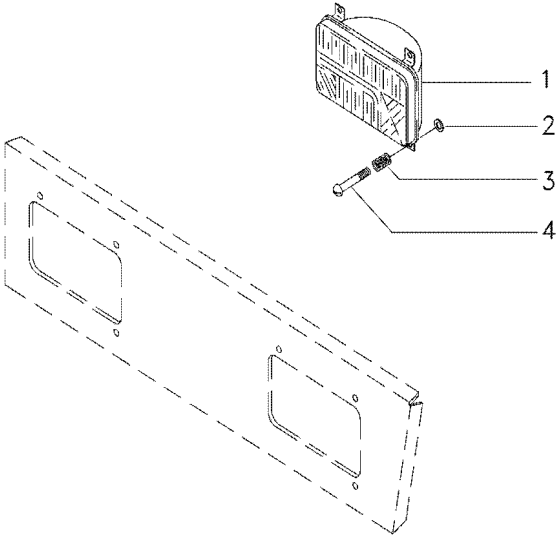
- 1 3410451M91
- 2 963442M1
- 3 963441M1
- 4 2802112M1

10X32X1.3/8

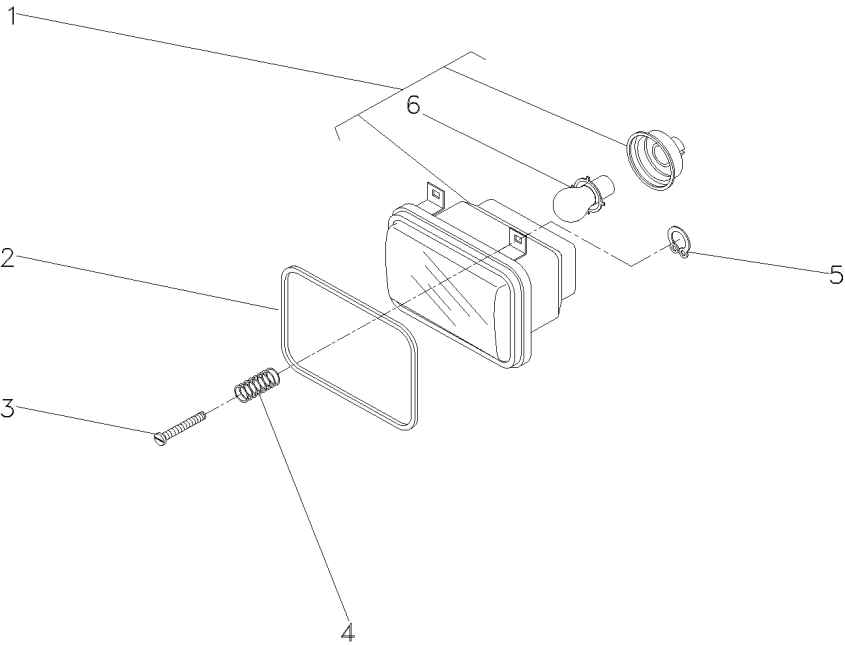
- 2 FAROL DIANTEIRO
- 6 ANEL TRAVA
- 6 MOLA
- 6 PARAFUSO

- FRONT LIGHT
- CIRCLIP
- SPRING
- BOLT

- FRONT LIGHT
- CIRCULITO
- RESORTE
- PERNO



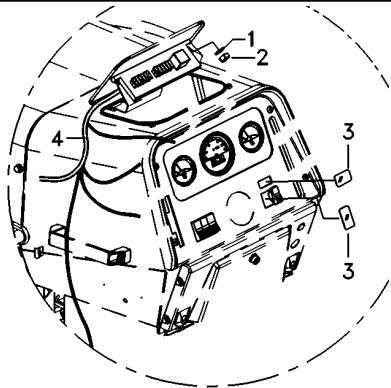
1	3410474M91		1	BLOCO ÓTICO	KIT, LAMP	JUEGO LAMPARA
2	3410450M1			2	GUARNIÇÃO	FOAM
3	2802112M1	10x32x1.3/8		6	PARAFUSO	BOLT
4	963441M1			6	MOLA	SPRING
5	963442M1			6	ANEL TRAVA	CIRCLIP
6	2710838M1	1		1	LÂMPADA	BULB
						LAMPARA



Iluminação Traseira
Lighting Rear
Iluminacion Trasera

80-75

Sem Pisca Alerta E Sem Seta Direcional
Without Hazard Light And Without Turn Light
Sin La Luz De Riesgo Y Sin La Luz Del Giro



- 1 390469X1
- 2 390995X1
- 3 042603T1
- 4 063265N2
- 5 2801324M1
- 6 063337T1
- 6 063343T1
- 7 3225356M1
- 8 832882M1
- 9 022182T1
- 10 353666X1
- 11 353441X1
- 12 3010597X1

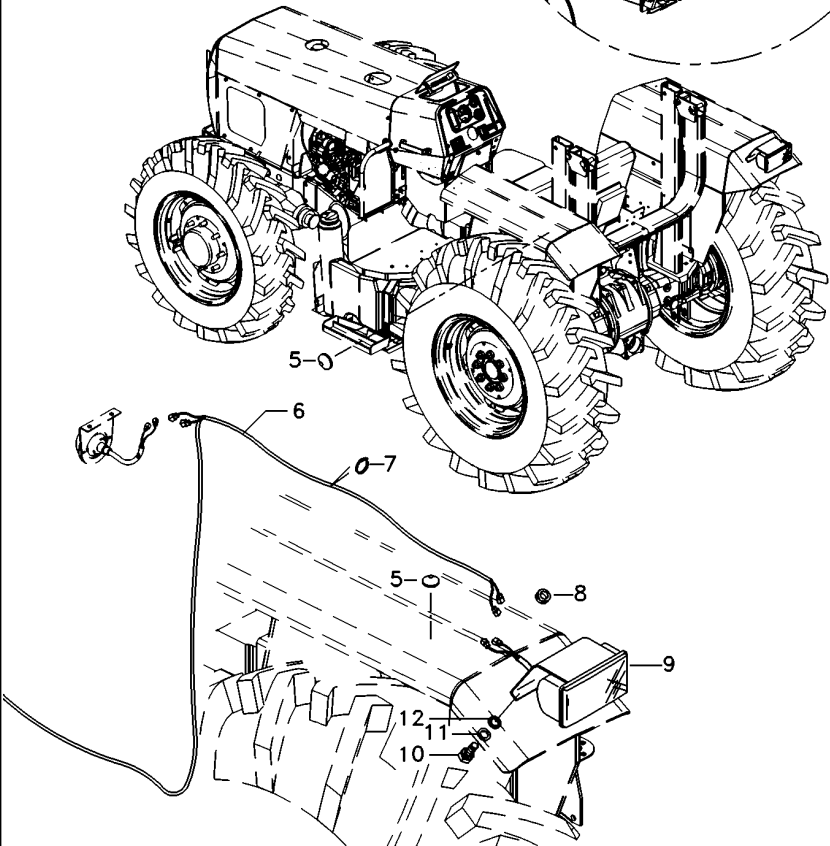
80-80 No



- 2 ARRUELA
- 2 PORCA
- 2 TAMPA
- 1 C.J. CHICOTE
- 7 BUJÃO
- 1 CHICOTE
- 1 CHICOTE
- 10 BRAÇADEIRA
- 2 PASSA-FIO
- 2 LANTERNA
- 4 PARAFUSO
- 4 ARRUELA
- 2 ARRUELA

- WASHER
- NUT
- COVER
- KIT, HARNESS
- PLUG
- HARNESS
- HARNESS
- CLAMP
- GROMMET
- LAMP
- BOLT
- WASHER
- WASHER

- ARANDELA
- TUERCA
- CUBIERTA
- JUEGO DE ARNES
- TAPON
- MAZO CABLES
- MAZO CABLES
- ABRAZADERA
- PASACABLE
- FARO
- PERNO
- ARANDELA
- ARANDELA



Cj. Chicote
Harness
Mazo Cables

Minicapuz
Minihood
Minicapó

80-80

Sem Pisca Alerta E Sem Seta Direcional
Without Hazard Light And Without Turn Light
Sin La Luz De Riesgo Y Sin La Luz Del Giro

- 1 063265N2
- 2 067279T1
- 3 038734T1
- 3 036756T1
- 3 036757T1
- 4 6203146M1
- 5

5A
10A
15A
[A]
40A

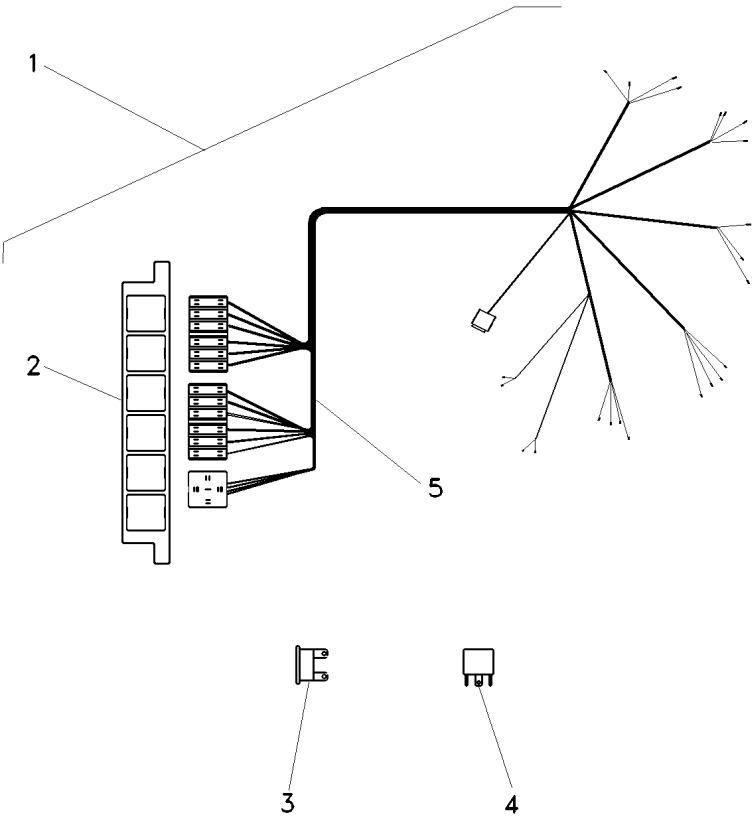
063265N2

- 1 Cj. CHICOTE
- 1 CX. FUSÍVEIS
- 2 FUSÍVEL
- 8 FUSÍVEL
- 2 FUSÍVEL
- 1 RELÉ
- 1 CHICOTE

KIT, HARNESS
FUSE BOX
FUSE
FUSE
FUSE
RELAY
HARNESS

JUEGO DE ARNES
CAJA FUSIBLES
FUSIBLE
FUSIBLE
FUSIBLE
RELE
MAZO CABLES

[A] FAROL
LIGHTHOUSE
FAROL

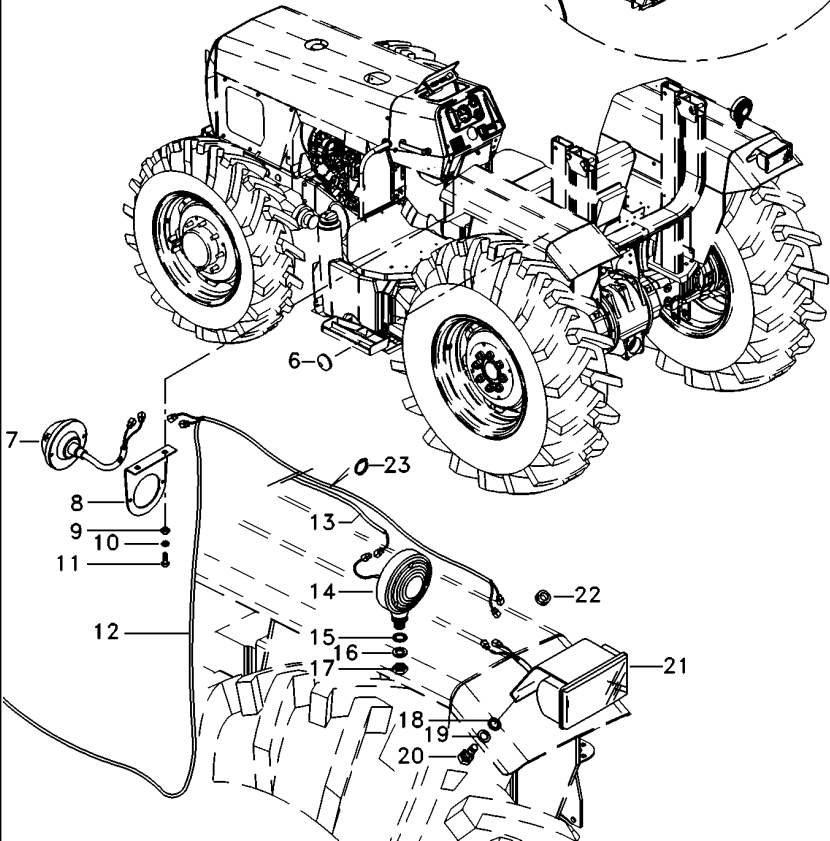
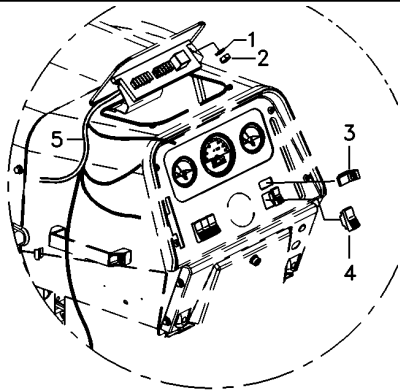


Sistema Elétrico
Electric System
Sistema Eléctrico

Traseiro
Rear
Trasero

80-85

Com Pisca Alerta E Com Seta Direcional
With Hazard Light And With Turn Light
Con La Luz De Riesgo Y Con La Luz Del Giro



- 1 390469X1
- 2 390995X1
- 3 042602T1
- 4 042604T1
- 5 063268N2
- 6 2801324M1
- 7 022427T1
- 8 3149912M1
- 9 355564X1
- 10 353441X1
- 11 355863X1
- 12 063337T1
- 12 063343T1
- 13 052591P1
- 14 022197T1
- 15 3147503M1
- 16 339763X1
- 17 339054X1
- 18 3010597X1
- 19 353441X1
- 20 353666X1
- 21 022182T1
- 22 832882M1
- 23 3225356M1

- 2 ARRUELA
- 2 PORCA
- 1 INDICADOR
- 1 INTERRUPTOR
- 1 C.J. CHICOTE
- 5 BUJÃO
- 2 LANTERNA
- 2 SUPORTE
- 4 PORCA
- 4 ARRUELA
- 4 PARAFUSO
- 1 CHICOTE
- 1 CHICOTE
- 2 CHICOTE
- 2 C.J. LANTERNA
- 2 ARRUELA
- 2 ARRUELA
- 2 PORCA
- 2 ARRUELA
- 4 ARRUELA
- 4 PARAFUSO
- 2 LANTERNA
- 2 PASSA-FIO
- 10 BRAÇADEIRA

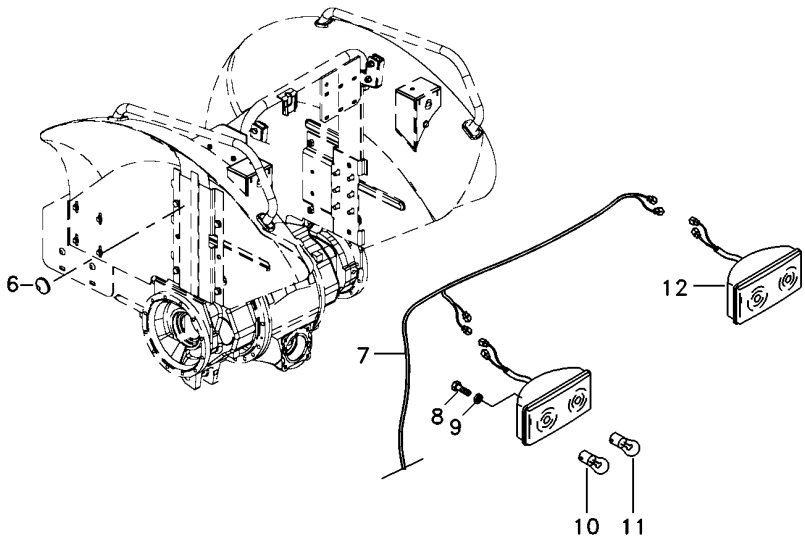
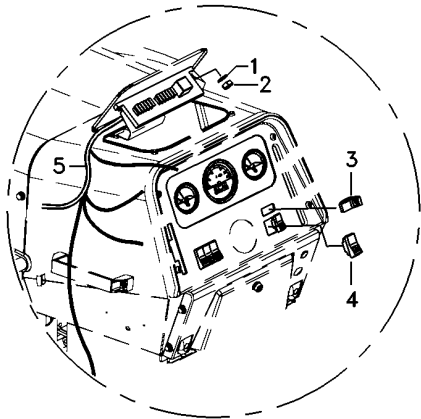
- WASHER
- NUT
- INDICATOR
- SWITCH
- KIT, HARNESS
- PLUG
- LAMP
- BRACKET
- NUT
- WASHER
- BOLT
- HARNESS
- HARNESS
- HARNESS
- LANTERN
- WASHER
- WASHER
- NUT
- WASHER
- WASHER
- BOLT
- LAMP
- GROMMET
- CLAMP

- ARANDELA
- TUERCA
- INDICADOR
- INTERRUPTOR
- JUEGO DE ARNES
- TAPON
- FARO
- SOPORTE
- TUERCA
- ARANDELA
- PERNO
- MAZO CABLES
- MAZO CABLES
- MAZO CABLES
- LINTERNA
- ARANDELA
- ARANDELA
- TUERCA
- ARANDELA
- ARANDELA
- PERNO
- FARO
- PASACABLE
- ABRAZADERA

Iluminação Traseira
Lighting Rear
Iluminacion Trasera

80-90

Com Pisca Alerta & Com Seta Direcional - Tratores Compacto
With Hazard Light And With Turn Light - Compact Tr Actors
Con La Luz De Riesgo Y Con La Luz Del Giro - Tract Ores Compacto



- 1 390469X1
- 2 390995X1
- 3 042602T1
- 4 042604T1
- 5 063268N2
- 6 2801324M1
- 7 063337T1
- 7 063365T1
- 8 355125X1
- 9 1441100X1
- 10 45080700
- 11 45080600
- 12 45077100
- 12 45077300



- 2 ARRUELA
- 2 PORCA
- 1 INDICADOR
- 1 INTERRUPTOR
- 1 C.J. CHICOTE
- 1 BUJÃO
- 1 CHICOTE
- 1 CHICOTE
- 4 PARAFUSO
- 4 ARRUELA
- 2 LÂMPADA
- 4 LÂMPADA
- 1 LANTERNA
- 1 LANTERNA

- WASHER
- NUT
- INDICATOR
- SWITCH
- KIT, HARNESS
- PLUG
- HARNESS
- HARNESS
- BOLT
- WASHER
- BULB
- BULB
- LAMP
- LAMP

- ARANDELA
- TUERCA
- INDICADOR
- INTERRUPTOR
- JUEGO DE ARNES
- TAPON
- MAZO CABLES
- MAZO CABLES
- PERNO
- ARANDELA
- LAMPARA
- LAMPARA
- FARO
- FARO

Sistema Eléctrico
Main Wiring Harness
Sistema De Cable Principal

Traseiro
Rear
Trasera

80-95

Tratores Compacto
Compact Tractors
Tractores Compacto

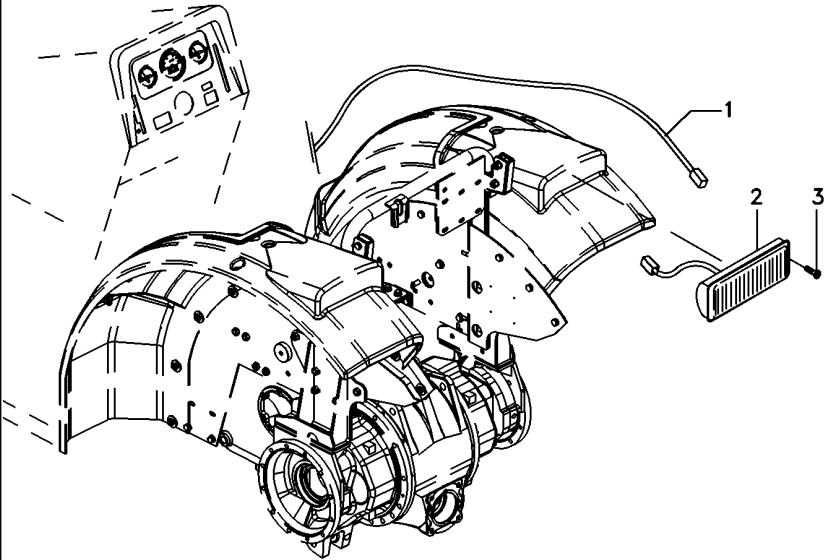
- 1 6220140M91
- 1 6220138M91
- 2 6202001M91
- 2 6202002M91
- 3 054626P1



- 1 CHICOTE
- 1 CHICOTE
- 1 C.J. LANTERNA
- 1 C.J. LANTERNA
- 4 PARAFUSO

- HARNESS
- HARNESS
- LANTERN
- LANTERN
- BOLT

- MAZO CABLES
- MAZO CABLES
- LINTERNA
- LINTERNA
- PERNO

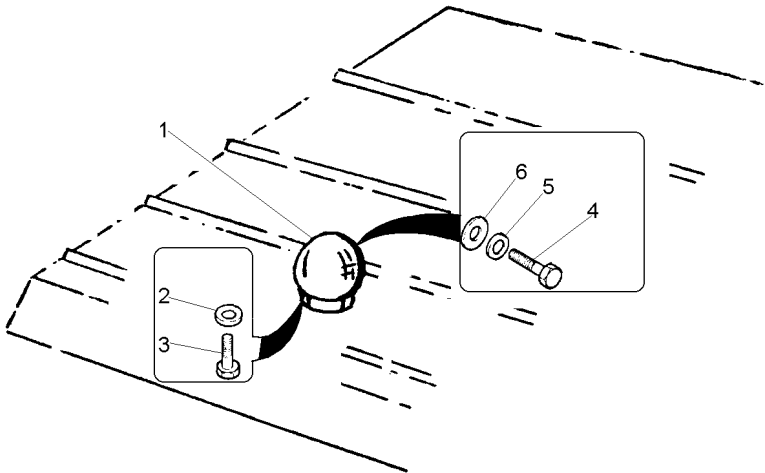


Farol Rotativo
Lamp
Faro

80-100

Aeroporto
Airport
Aeropuerto

1	047472T1		1	LANTERNA	LAMP	FARO
2	355617X1		2	ARRUELA	WASHER	ARANDELA
3	353564X1	7/16x20x1.5/8	2	PARAFUSO	BOLT	PERNO
4	353666X1	1/4x20x5/8	2	PARAFUSO	BOLT	PERNO
5	353443X1		2	ARRUELA	WASHER	ARANDELA
6	195562M1		2	ANEL "O"	O RING	JUNTA TORICA



Farol De Serviço
Headlamp
Faro

80-105

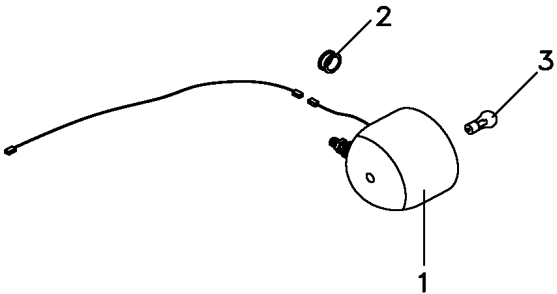
- 1 3146342M92
- 2 834096M1
- 3 487387M1

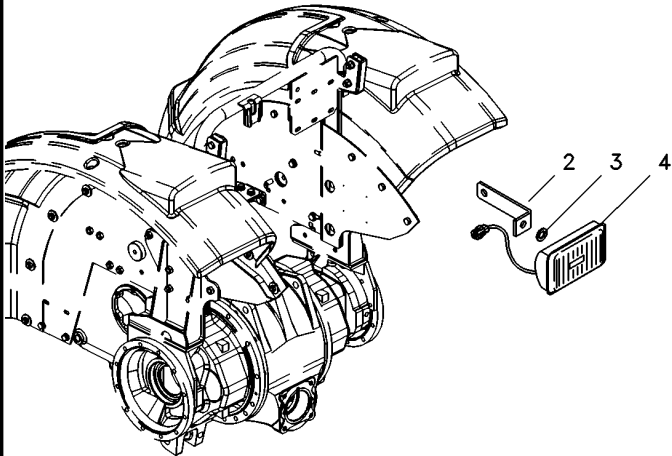
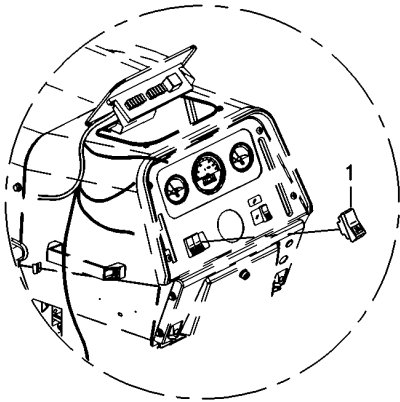
1

- 1 FAROL
- 1 PASSA-FIO
- 1 LÂMPADA

- LIGHT
- GROMMET
- BULB

- ALUMBRADO
- PASACABLE
- LAMPARA





- | | | | |
|--------------|---------------|---------|-------------|
| 1 071645T1 | 1 INTERRUPTOR | SWITCH | INTERRUPTOR |
| 2 6222247M1 | 1 SUPORTE | BRACKET | SOPORTE |
| 3 3147503M1 | 1 ARRUELA | WASHER | ARANDELA |
| 4 6221297M91 | 1 FAROL | LIGHT | ALUMBRADO |

Com Farol Auxiliar De Serviço
With Serving Auxiliary Lantern
Con Farol Auxiliar De Servicio

80-115

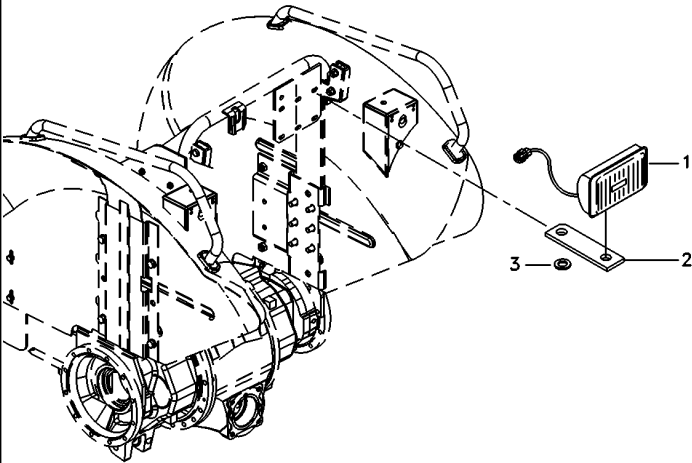
Tratores Compacto / Montado No Pára-Lama
Compact Tractors / 'Mounted In The Fender
Tractores Compacto / 'Montado En El Guardabarros

- 1 3146342M92
- 2 058330P1
- 3 3147503M1

- 1 FAROL
- 1 SUPORTE
- 1 ARRUELA

- LIGHT
- BACKET
- WASHER

- ALUMBRADO
- SOPORTE
- ARANDELA



Farol De Serviço
Headlamp
Faro

80-120


Montado No Rops
Mounted In The Rops
Montado En El Rops

- 1 049072N1
- 2 022836P1

- 1 FAROL
- 1 CHICOTE

LIGHT
HARNESS

ALUMBRADO
MAZO CABLES

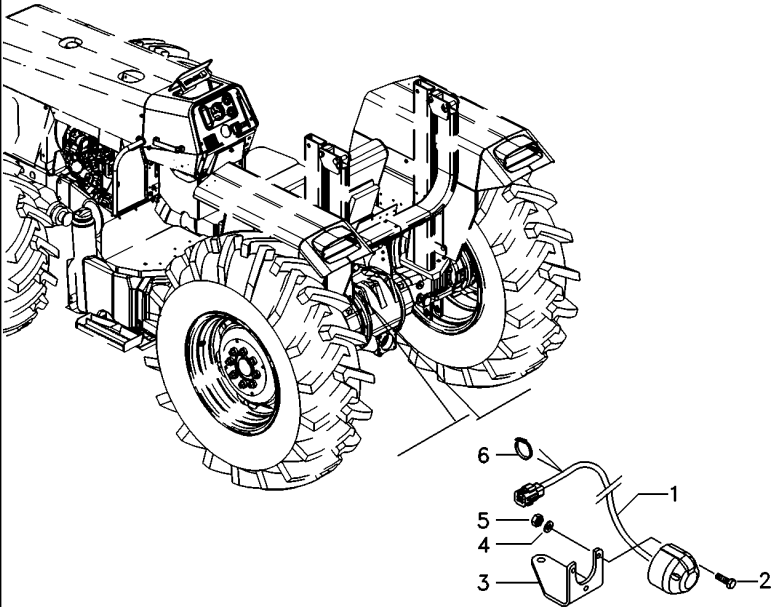


Tomada De Luz Da Carreta
Lighting System
Sistema De Iluminación

80-125

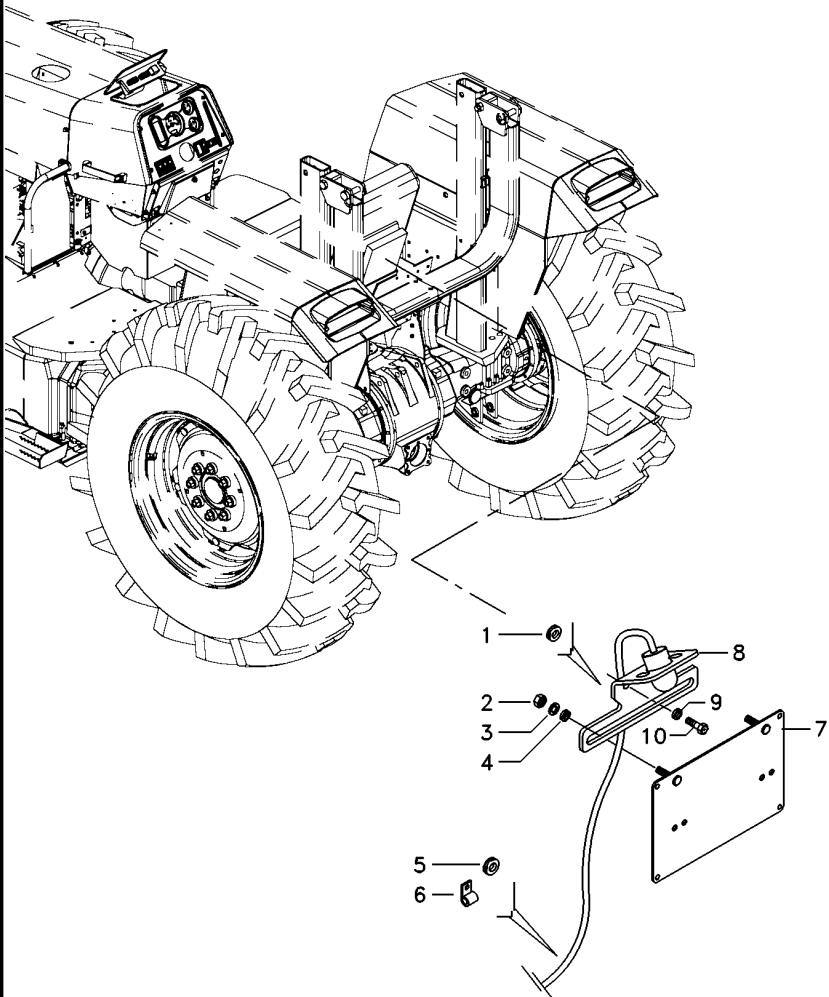
- 1 052122N3
- 2 3009535X1
- 3 052640P1
- 4 3006154X1
- 5 339111X1
- 6 3225356M1

- | | | |
|--------------|---------|-------------|
| 1 CHICOTE | HARNESS | MAZO CABLES |
| 3 PARAFUSO | BOLT | PERNO |
| 1 SUPORTE | BRACKET | SOPORTE |
| 3 ARRUELA | WASHER | ARANDELA |
| 3 PORCA | NUT | TUERCA |
| 1 BRAÇADEIRA | CLAMP | ABRAZADERA |



Kit Suporte Da Lanterna
Kit Lighths Bracket
Kit Linternas Soporte

80-130



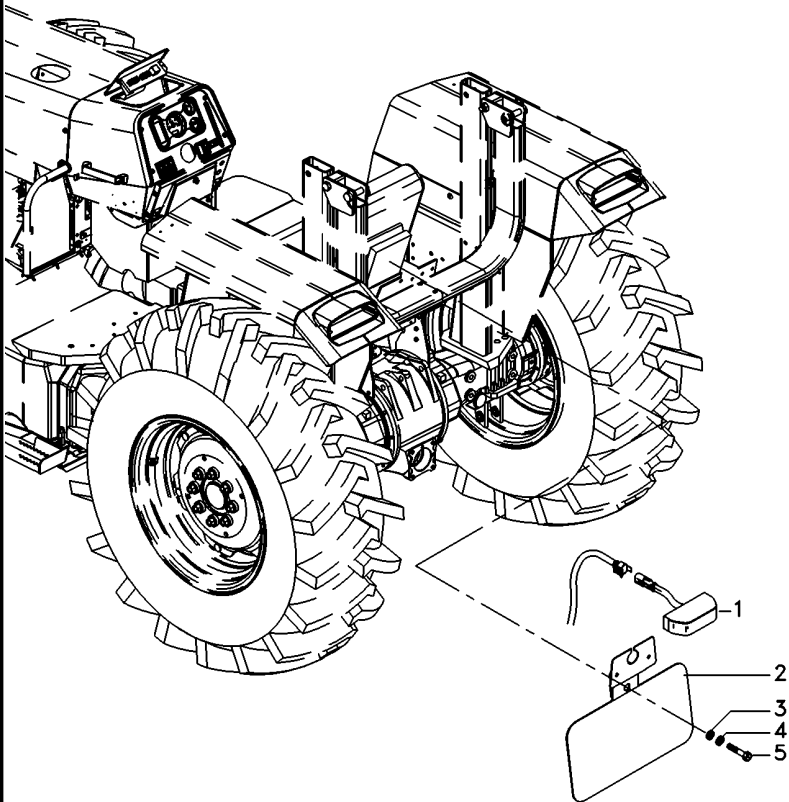
- 1 367770X1
- 2 355564X1
- 3 353441X1
- 4 355617X1
- 5 366195X1
- 6 185320M1
- 7 3145956M91
- 8 3149883M91
- 9 353446X1
- 10 353676X1

- | | | |
|--------------|---------|------------|
| 1 PASSA-FIO | GROMMET | PASACABLE |
| 2 PORCA | NUT | TUERCA |
| 2 ARRUELA | WASHER | ARANDELA |
| 2 ARRUELA | WASHER | ARANDELA |
| 1 PASSA-FIO | GROMMET | PASACABLE |
| 1 BRAÇADEIRA | CLAMP | ABRAZADERA |
| 1 SUPORTE | BRACKET | SOPORTE |
| 1 SUPORTE | BRACKET | SOPORTE |
| 2 ARRUELA | WASHER | ARANDELA |
| 2 PARAFUSO | BOLT | PERNO |

Iluminação De Placa
Plate Illumination
Iluminación Del Placa

80-135

Tratores Compacto
Compact Tractors
Tractores Compacto



- 1 3619018M91
- 2 071345S1
- 3 390971X1
- 4 339375X1
- 5 339560X1

- 1 SINALEIRA
- 1 SUPORTE
- 1 ARRUELA
- 1 ARRUELA
- 1 PARAFUSO

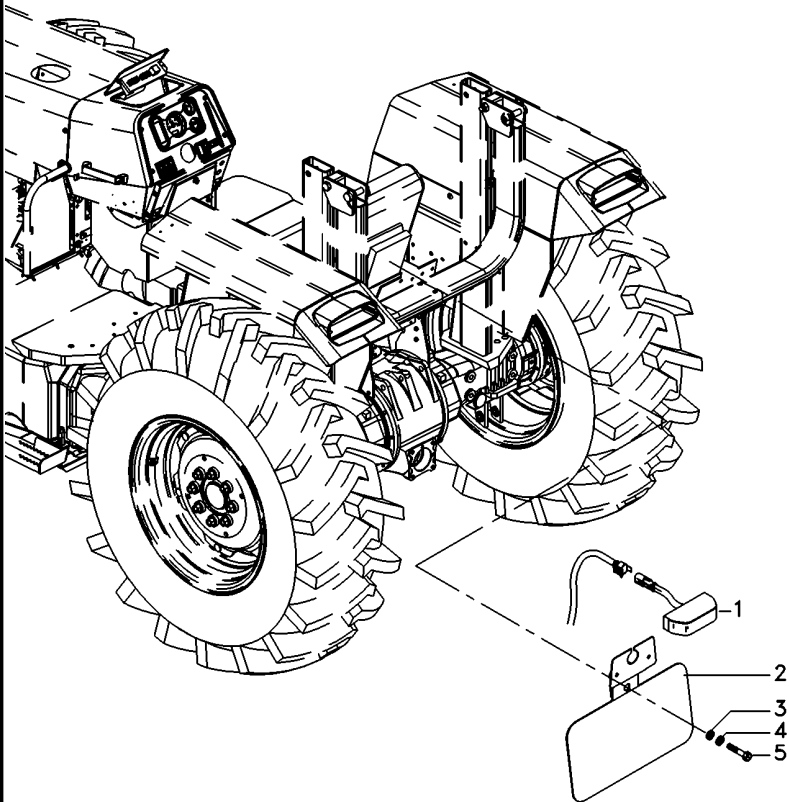
- SIGNAL
- BRACKET
- WASHER
- WASHER
- BOLT

- AVISADOR
- SOPORTE
- ARANDELA
- ARANDELA
- PERNO

Iluminação De Placa
Plate Illumination
Iluminación Del Placa

80-140

Tratores Compacto
Compact Tractors
Tractores Compacto



- 1 3619018M91
- 2 6236380M91
- 3 390971X1
- 4 339375X1
- 5 339560X1

- 1 SINALEIRA
- 1 C.J. SUPORTE
- 1 ARRUELA
- 1 ARRUELA
- 1 PARAFUSO

- SIGNAL
- KIT, BRACKET
- WASHER
- WASHER
- BOLT

- AVISADOR
- JUEGO SOPORTE
- ARANDELA
- ARANDELA
- PERNO

Instalação Da Buzina
Horn Assy
Instalación Bocina

80-145

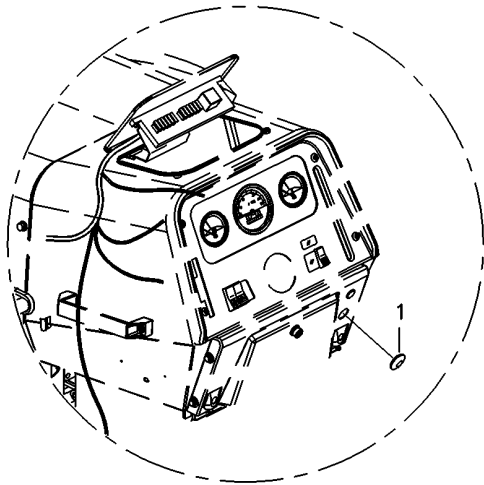
Tratores Compacto / Sem Buzina
Compact Tractors / Without Horn
Tractores Compacto / Sin Bocina

1 021460P1

1 TAMPÃO

PAD

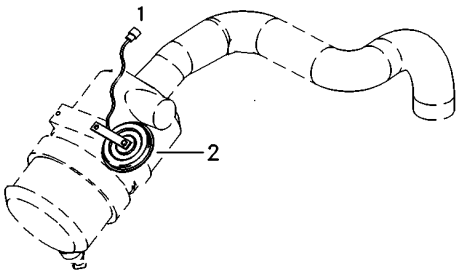
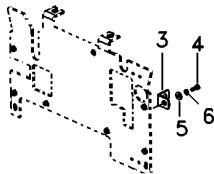
ALMOHADILLA



Instalação Da Buzina
Horn Assy
Instalación Bocina

80-150

--	--	--	--

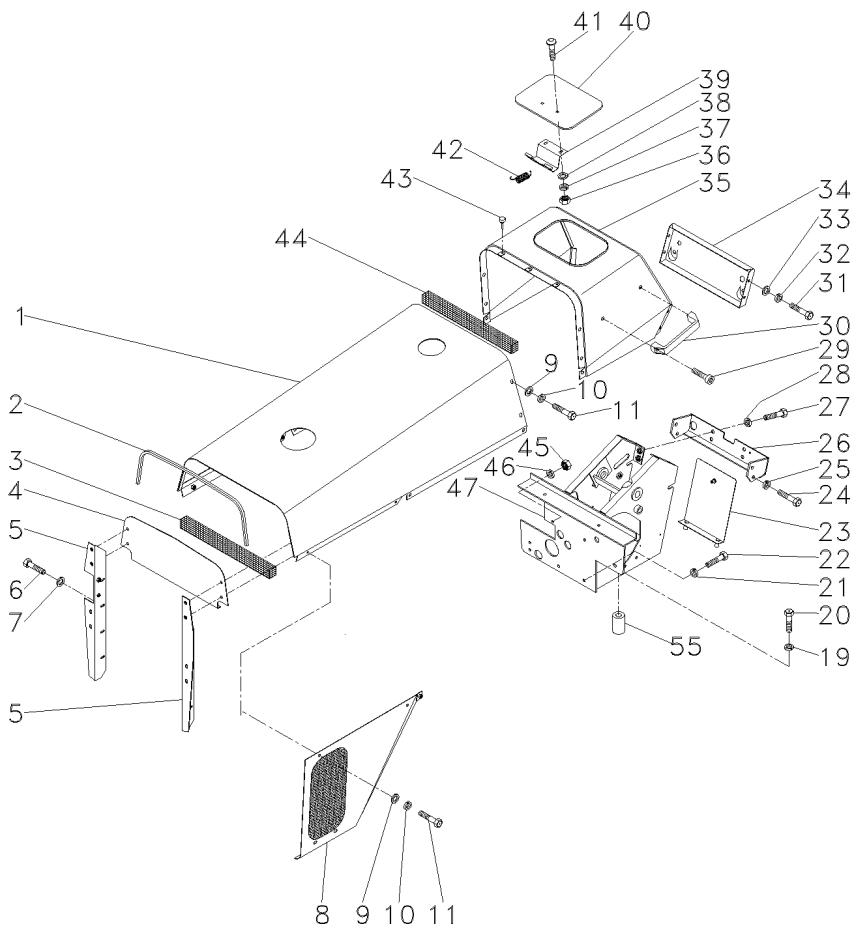


- | | | | |
|-------------|------------|---------|-------------|
| 1 063368N1 | 1 CHICOTE | HARNESS | MAZO CABLES |
| 2 1678404M1 | 1 BUZINA | HORN | BOCINA |
| 3 026409P1 | 1 SUPORTE | BRACKET | SOPORTE |
| 4 353677X1 | 1 PARAFUSO | BOLT | PERNO |
| 5 353446X1 | 1 ARRUELA | WASHER | ARANDELA |
| 6 355617X1 | 1 ARRUELA | WASHER | ARANDELA |

Lataria
Sheet Metal
Emplanchados

Capuz
Hood
Capo

100-10



- 1 037688S2
- 2 033355P1
- 3 3149668M1
- 4 6204744M91
- 5 027762S1
- 5 027760S1
- 6 353501X1
- 7 355617X1
- 8 067878S1
- 8 067876S1
- 9 829185M1
- 10 353446X1
- 11 353676X1
- 19 353432X1
- 20 353711X1
- 21 353434X1
- 22 353691X1
- 23 037255N1
- 24 353688X1
- 25 353434X1
- 26 037297S1
- 27 353691X1
- 28 353434X1
- 29 360830X1
- 30 3589241M1
- 31 353666X1
- 32 353441X1
- 33 355617X1
- 34 067872P1
- 35 033021S1
- 36 339030X1
- 37 353441X1
- 38 829185M1
- 39 027852S1
- 40 067956S1
- 41 1442175X1
- 42 1706116M1
- 43 490742M1
- 44 3149668M1
- 45 353916X1
- 46 353446X1
- 47 037157S4
- 55 069587S1



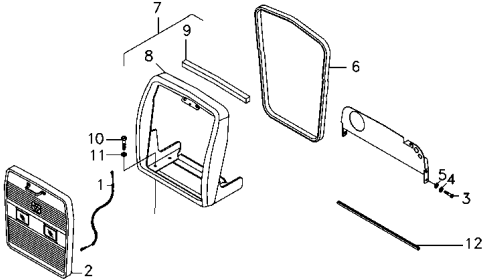
100-40 No

1	CAPUZ	HOOD	CAPPO
1	GUARNIÇÃO	FOAM	ESPUMA
1	GUARNIÇÃO	FOAM	ESPUMA
1	PLACA	PLATE	PLATO
1	PLACA	PLATE	PLATO
1	PLACA	PLATE	PLATO
8	PARAFUSO	BOLT	PERNO
8	ARRUELA	WASHER	ARANDELA
1	LATERAL	SIDE	LATERAL
1	LATERAL	SIDE	LATERAL
12	ARRUELA	WASHER	ARANDELA
18	ARRUELA	WASHER	ARANDELA
18	PARAFUSO	BOLT	PERNO
2	ARRUELA	WASHER	ARANDELA
2	PARAFUSO	BOLT	PERNO
2	ARRUELA	WASHER	ARANDELA
2	PARAFUSO	BOLT	PERNO
1	CJ. TAMPA	KIT, COVER	JUEGO DE TAPA
4	PARAFUSO	BOLT	PERNO
4	ARRUELA	WASHER	ARANDELA
1	TRAVESSA	BRIDGE PIECE	CODO DE CRUCE
4	PARAFUSO	BOLT	PERNO
4	ARRUELA	WASHER	ARANDELA
2	PARAFUSO	BOLT	PERNO
1	ALÇA	STRAP	FAJA
4	PARAFUSO	BOLT	PERNO
4	ARRUELA	WASHER	ARANDELA
4	ARRUELA	WASHER	ARANDELA
1	PAINEL	PANEL	PANEL
1	MINICAPUZ	MINIHOOD	MINICAPÓ
2	PORCA	NUT	TUERCA
2	ARRUELA	WASHER	ARANDELA
2	ARRUELA	WASHER	ARANDELA
1	DOBRADIÇA	HINGE	BISAGRA
1	TAMPA	COVER	CUBIERTA
2	PARAFUSO	BOLT	PERNO
1	MOLA	SPRING	RESORTE
5	AMORTECEDOR	DAMPER	AMORTIGUADOR
2	GUARNIÇÃO	FOAM	ESPUMA
2	PORCA	NUT	TUERCA
2	ARRUELA	WASHER	ARANDELA
1	ESTRUTURA	STRUCTURE	ESTRUCTURA
1	SUPORTE	BRACKET	SOPORTE

Lataria
Bodywork
Carroceria

Envoltório
Grille
Parrilla

100-15



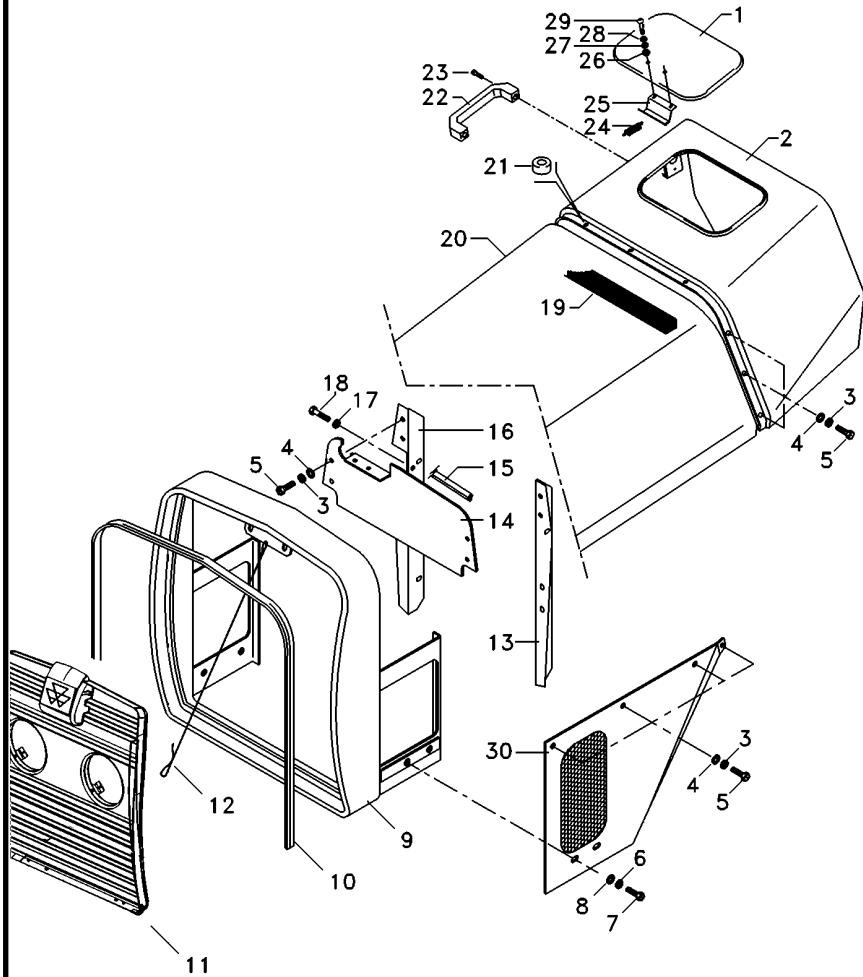
100-30 No

- 1 022625N1
- 2 068238N1
- 3 353679X1
- 4 353446X1
- 5 829185M1
- 6 063134P1
- 7 068239N1
- 8 065604S1
- 9 068241P1
- 10 353711X1
- 11 353432X1
- 12 067110P1

- 1 CABO
- 1 GRADE
- 8 PARAFUSO
- 8 ARRUELA
- 8 ARRUELA
- 1 GUARNIÇÃO
- 1 ENVOLTÓRIO
- 1 ENVOLTÓRIO
- 1 GUARNIÇÃO
- 4 PARAFUSO
- 4 ARRUELA
- 1 GUARNIÇÃO

- CABLE
- GRILLE
- BOLT
- WASHER
- WASHER
- FOAM
- NOSE
- NOSE
- FOAM
- BOLT
- WASHER
- FOAM

- CABLE
- REJILLA
- PERNO
- ARANDELA
- ARANDELA
- ESPUMA
- NARIZ
- NARIZ
- ESPUMA
- PERNO
- ARANDELA
- ESPUMA



- 1 067956S1
- 2 033021S1
- 3 353446X1
- 4 829185M1
- 5 353676X1
- 6 353446X1
- 7 353679X1
- 8 829185M1
- 9 068239N1
- 10 067110P1
- 11 6227231M91
- 12 022624N1
- 13 027762S1
- 14 6204744M1
- 15 033355P1
- 16 027760S1
- 17 355617X1
- 18 353501X1
- 19 023268P1
- 20 037688S2
- 21 490742M1
- 22 3589241M1
- 23 360826X1
- 24 1706116M1
- 25 027852S1
- 26 339030X1
- 27 353441X1
- 28 829185M1
- 29 1442175X1
- 30 067878S1
- 30 067876S1

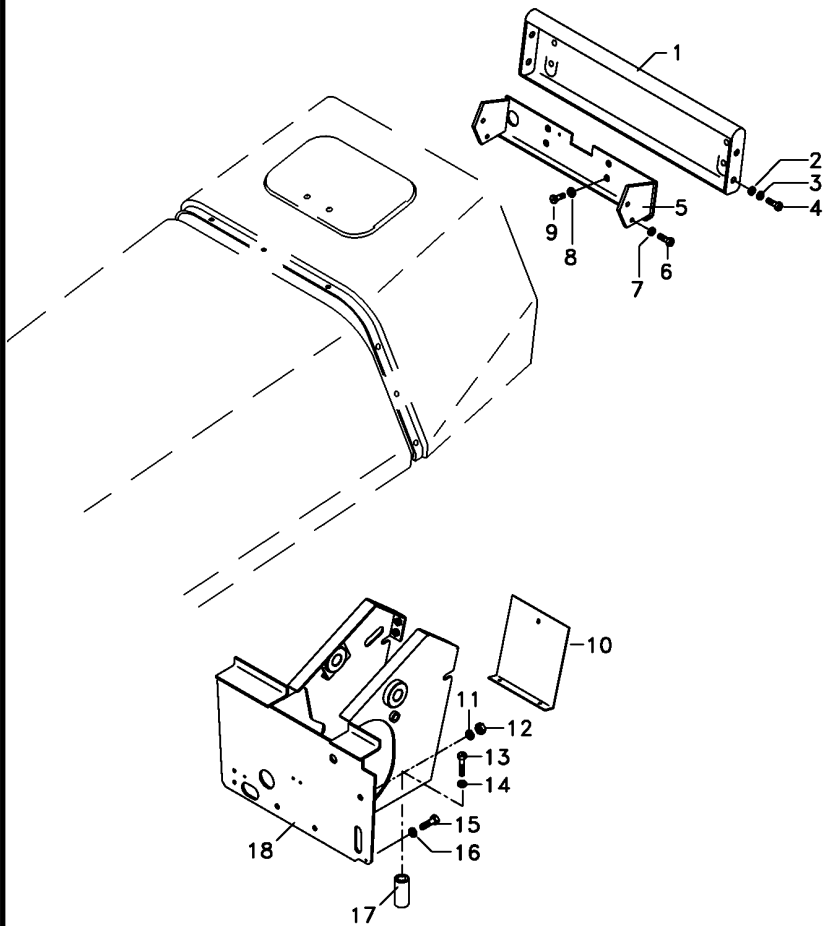
👁 100-35 No



- 1 TAMPA
- 1 MINICAPUZ
- 18 ARRUELA
- 12 ARRUELA
- 14 PARAFUSO
- 8 ARRUELA
- 8 PARAFUSO
- 8 ARRUELA
- 1 ENVOLTÓRIO
- 1 GUARNIÇÃO
- 1 GRADE
- 1 CABO
- 1 PLACA
- 1 PLACA
- 1 GUARNIÇÃO
- 1 PLACA
- 8 ARRUELA
- 8 PARAFUSO
- 2 GUARNIÇÃO
- 1 CAPUZ
- 5 AMORTECEDOR
- 1 ALÇA
- 2 PARAFUSO
- 1 MOLA
- 1 DOBRADIÇA
- 2 PORCA
- 2 ARRUELA
- 2 ARRUELA
- 2 PARAFUSO
- 1 LATERAL
- 1 LATERAL

- COVER
- MINIHOOD
- WASHER
- WASHER
- BOLT
- WASHER
- BOLT
- WASHER
- NOSE
- FOAM
- GRILLE
- CABLE
- PLATE
- PLATE
- FOAM
- PLATE
- WASHER
- BOLT
- FOAM
- HOOD
- DAMPER
- STRAP
- BOLT
- SPRING
- HINGE
- NUT
- WASHER
- WASHER
- BOLT
- SIDE
- SIDE

- CUBIERTA
- MINICAPÓ
- ARANDELA
- ARANDELA
- PERNO
- ARANDELA
- PERNO
- ARANDELA
- NARIZ
- ESPUMA
- REJILLA
- CABLE
- PLATO
- PLATO
- ESPUMA
- PLATO
- ARANDELA
- PERNO
- ESPUMA
- CAPO
- AMORTIGUADOR
- FAJA
- PERNO
- RESORTE
- BISAGRA
- TUERCA
- ARANDELA
- ARANDELA
- PERNO
- LATERAL
- LATERAL



- 1 067872P1
- 2 355617X1
- 3 353441X1
- 4 353666X1
- 5 037297S1
- 6 353688X1
- 7 353434X1
- 8 353434X1
- 9 353691X1
- 10 037255N1
- 11 353446X1
- 12 353916X1
- 13 353711X1
- 14 353432X1
- 15 353691X1
- 16 353434X1
- 17 3589051M1
- 18 037157S4

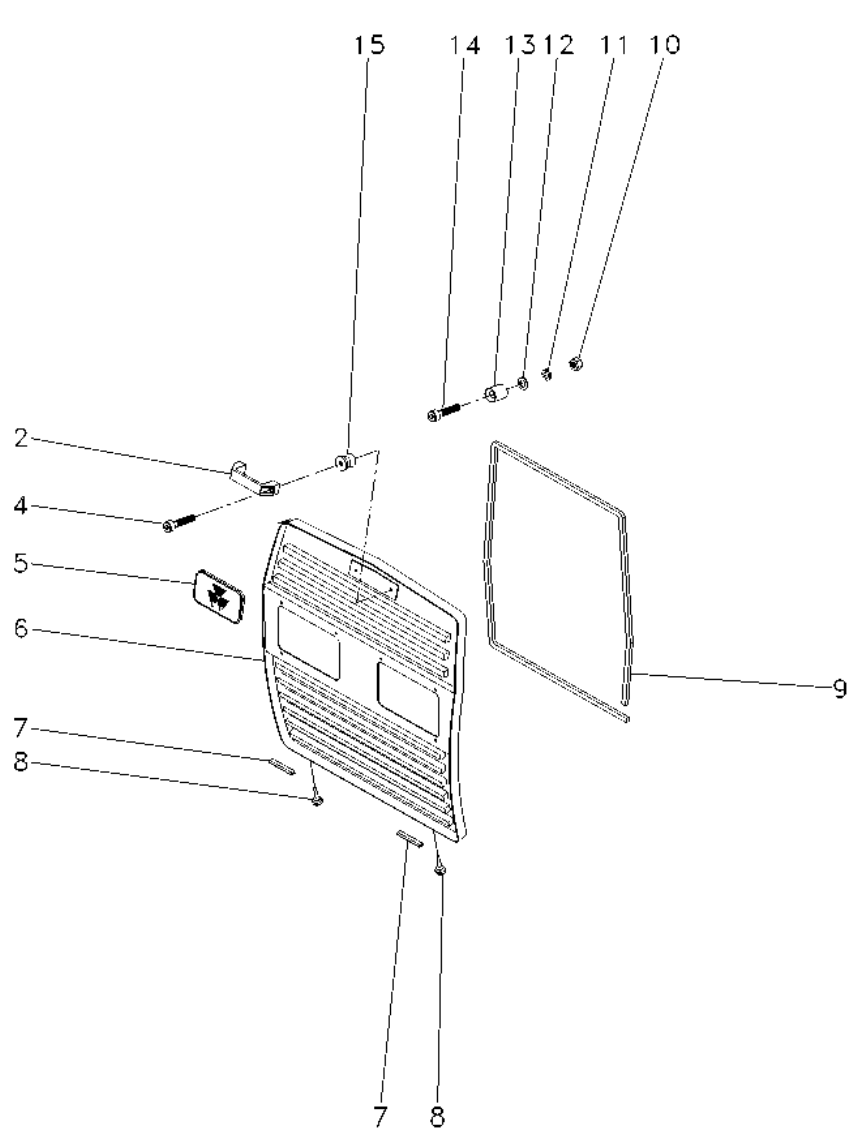
- 1 PAINEL
- 4 ARRUELA
- 4 ARRUELA
- 4 PARAFUSO
- 1 TRAVESSA
- 4 PARAFUSO
- 4 ARRUELA
- 4 ARRUELA
- 4 PARAFUSO
- 1 C.J. TAMPA
- 2 ARRUELA
- 2 PORCA
- 2 PARAFUSO
- 2 ARRUELA
- 2 PARAFUSO
- 2 ARRUELA
- 2 BUCHA
- 1 ESTRUTURA

- PANEL
- WASHER
- WASHER
- BOLT
- BRIDGE PIECE
- BOLT
- WASHER
- WASHER
- BOLT
- KIT, COVER
- WASHER
- NUT
- BOLT
- WASHER
- BOLT
- WASHER
- BUSH
- STRUCTURE

- PANEL
- ARANDELA
- ARANDELA
- PERNO
- CODO DE CRUCE
- PERNO
- ARANDELA
- ARANDELA
- PERNO
- JUEGO DE TAPA
- ARANDELA
- TUERCA
- PERNO
- ARANDELA
- PERNO
- ARANDELA
- CASQUILLO
- ESTRUCTURA

Grade Frontal
Front Grille
Rejilla Delantera

100-30



- 2 6201892M1
- 4 3009257X1
- 5 3587203M1
- 6 065634S1
- 7 068502P1
- 8 490742M1
- 9 068241P1
- 10 355565X1
- 12 829185M1
- 13 04003413/000
- 14 360826X1
- 15 04003412/000

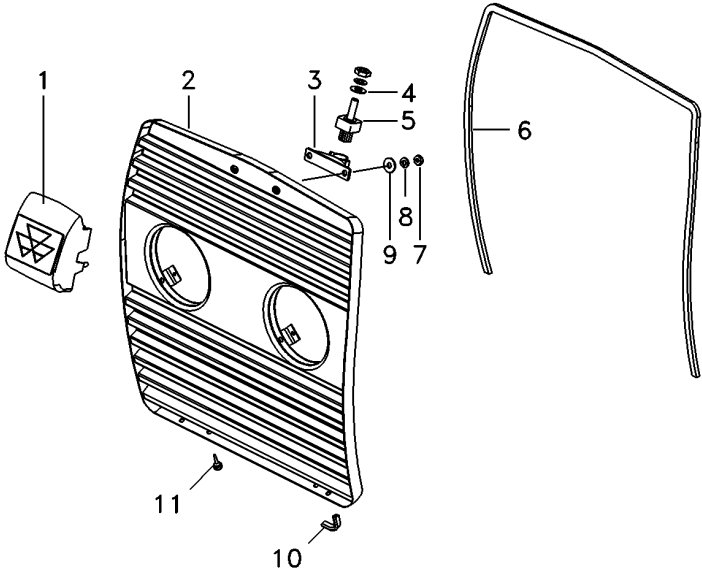
- | | | |
|------------------|------------|----------------|
| 1 ALÇA | STRAP | FAJA |
| 2 PARAFUSO ALLEN | ALLEN BOLT | TORNILLO ALLEN |
| 1 EMBLEMA | EMBLEM | EMBLEMA |
| 1 GRADE | GRILLE | REJILLA |
| 2 GUARNIÇÃO | FOAM | ESPUMA |
| 2 AMORTECEDOR | DAMPER | AMORTIGUADOR |
| 1 GUARNIÇÃO | FOAM | ESPUMA |
| 2 PORCA | NUT | TUERCA |
| 2 ARRUELA | WASHER | ARANDELA |
| 2 FIXADOR | ATTACHMENT | ADITAMENTO |
| 2 PARAFUSO | BOLT | PERNO |
| 2 PINO | PIN | PASADOR |

Grade Frontal
Front Grille
Rejilla Delantera

100-35

1 ALÇA	STRAP	FAJA
1 GRADE	GRILLE	REJILLA
1 TRINCO	LATCH	CERROJO
1 ARRUELA	WASHER	ARANDELA
1 PINO	PIN	PASADOR
1 GUARNIÇÃO	FOAM	ESPUMA
5 PORCA	NUT	TUERCA
4 ARRUELA	WASHER	ARANDELA
5 ARRUELA	WASHER	ARANDELA
2 GUARNIÇÃO	FOAM	ESPUMA
2 AMORTECEDOR	DAMPER	AMORTIGUADOR

- 1 6221175M91
- 2 6222447M91
- 3 6227557M91
- 4 390971X1
- 5 6224567M1
- 6 068241P1
- 7 339030X1
- 8 339588X1
- 9 339375X1
- 10 068502P1
- 11 490742M1



Tampa
Cover
Tapa

100-40

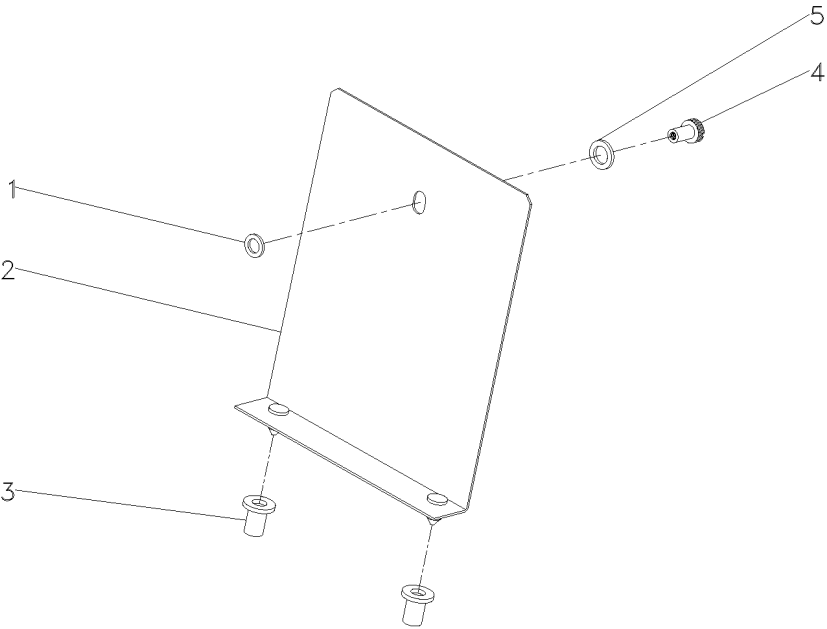
- 1 829185M1
- 2 037256S1
- 3 829251M1
- 4 487426M1
- 5 353756X1

1/4x20

- 1 ARRUELA
- 1 TAMPa
- 2 LUVA
- 1 PORCA
- 1 ARRUELA

- WASHER
- COVER
- SLEEVE
- NUT
- WASHER

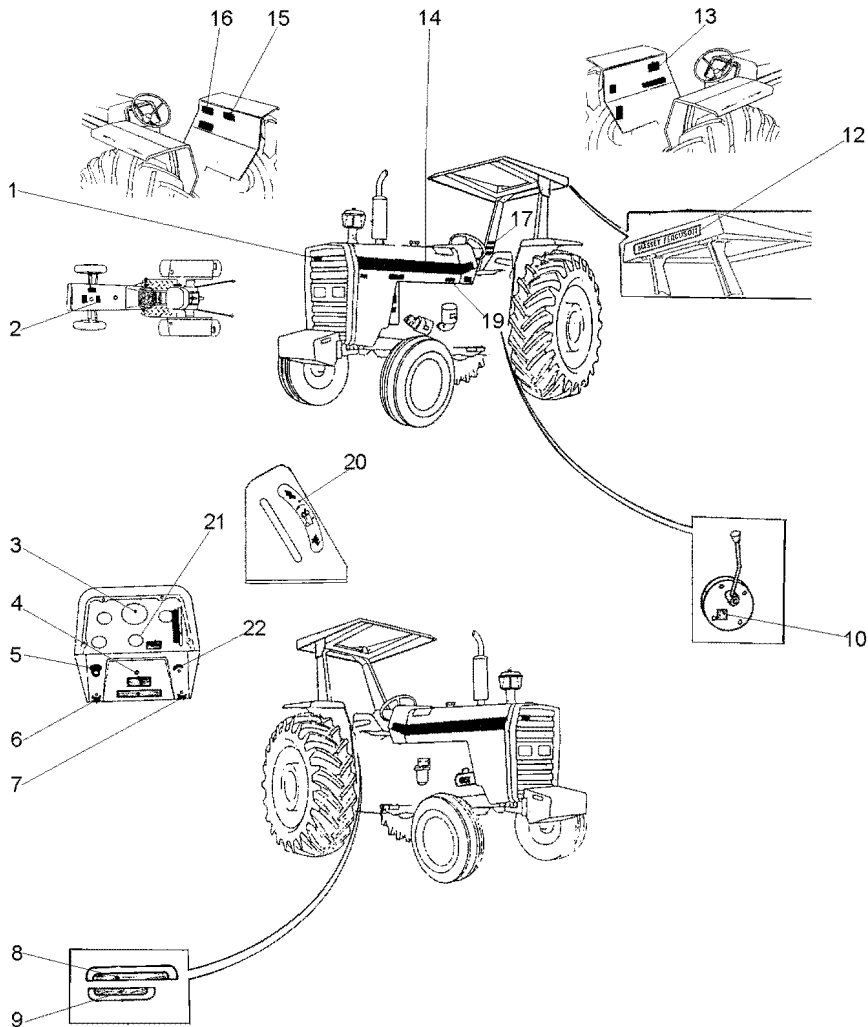
- ARANDELA
- CUBIERTA
- MANCHA
- TUERCA
- ARANDELA



Emblemas
Emblems
Emblemas

100-45

Português
Portuguese
Português



- 1 3587203M1
- 2 3146834M1
- 3 2800862M1
- 4 3410238M1
- 5 2801186M1
- 6 3410244M1
- 7 3410245M1

- X EMBLEMA
- 1 DECAL
- 1 DECAL
- X DECAL
- 1 EMBLEMA
- 1 EMBLEMA
- 1 EMBLEMA

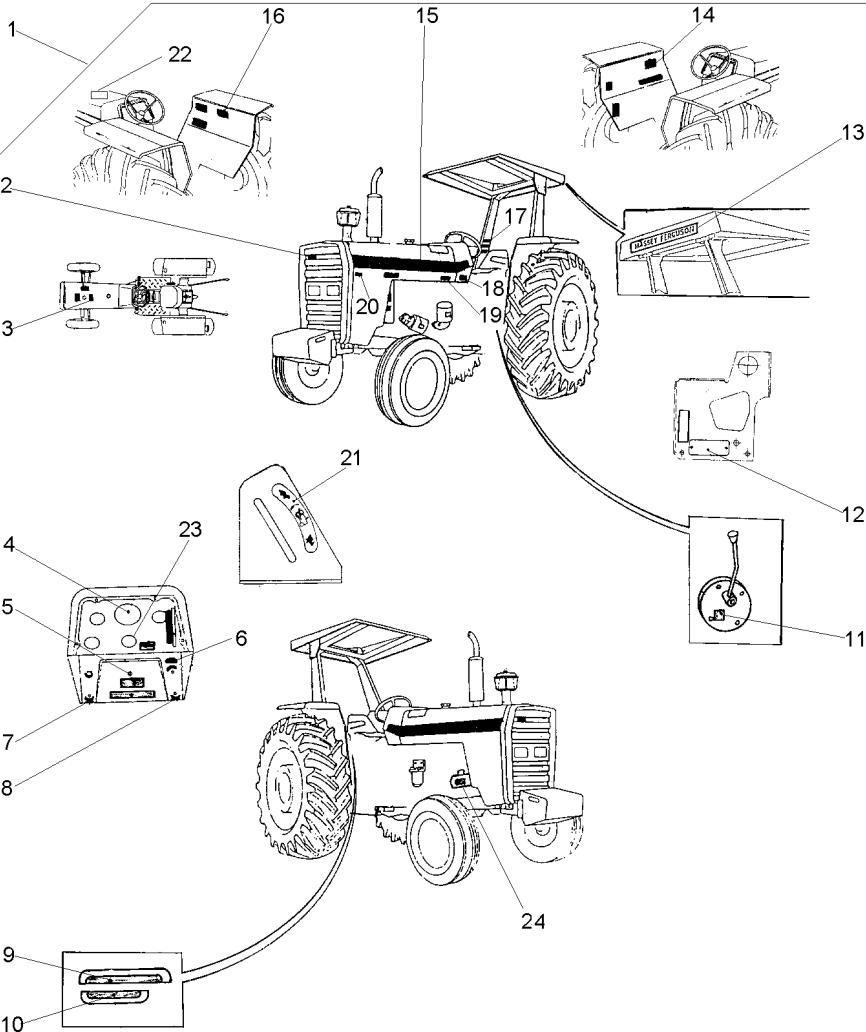
- EMBLEM
- DECAL
- DECAL
- DECAL
- EMBLEM
- EMBLEM
- EMBLEM

- EMBLEMA
- CALCOMANIA
- CALCOMANIA
- CALCOMANIA
- EMBLEMA
- EMBLEMA
- EMBLEMA

Emblemas
Emblems
Emblemas

100-50

Espanhol
Spanish
Español



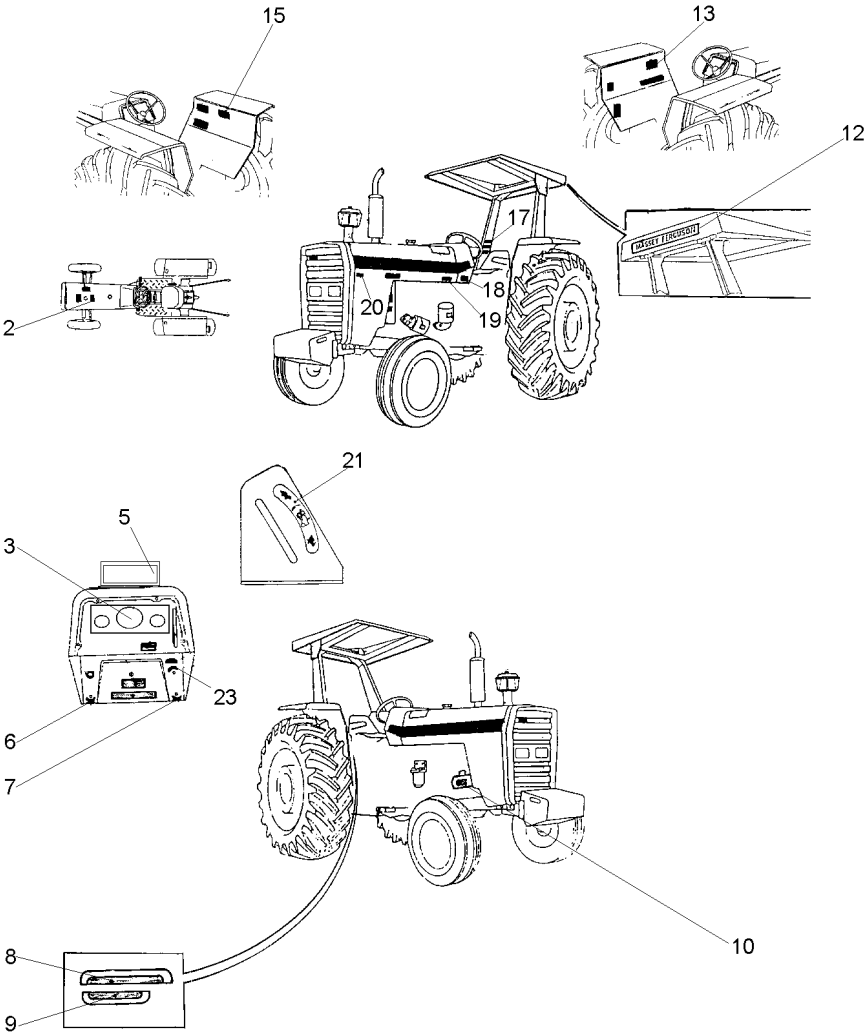
1		022024N1
2	3587203M1	1
3	022096P1	1
4	3410241M1	1
5	3410238M1	1
6	068136P1	1
7	3410244M1	1
8	3410245M1	1
9	022654P3	1
10	022659P2	1
11	3149896M1	1
12	036880P1	1
13	3410581M1	1
14	022101P1	1
15	022081P1	1
16	3146334M2	1
17	022084P1	1
18	3410581M1	1
19	022092P1	1
20	022672P1	1
21	3148214M1	1
22	067210P1	1
23	1875315M1	1
24	3146299M1	1

1	EMBLEMA	EMBLEM	EMBLEMA
X	EMBLEMA	EMBLEM	EMBLEMA
1	DECAL	DECAL	CALCOMANIA
1	DECAL	DECAL	CALCOMANIA
X	DECAL	DECAL	CALCOMANIA
1	DECAL	DECAL	CALCOMANIA
1	EMBLEMA	EMBLEM	EMBLEMA
1	EMBLEMA	EMBLEM	EMBLEMA
1	DECAL	DECAL	CALCOMANIA
1	DECAL	DECAL	CALCOMANIA
X	DECAL	DECAL	CALCOMANIA
1	PLACA	PLATE	PLATO
2	REBITE	RIVET	REMACHE
X	DECAL	DECAL	CALCOMANIA
1	DECAL	DECAL	CALCOMANIA
2	DECAL	DECAL	CALCOMANIA
1	DECAL	DECAL	CALCOMANIA
1	DECAL	DECAL	CALCOMANIA
4	REBITE	RIVET	REMACHE
1	PLACA	PLATE	PLATO
1	DECAL	DECAL	CALCOMANIA
1	DECAL	DECAL	CALCOMANIA
1	EMBLEMA	EMBLEM	EMBLEMA
1	DECAL	DECAL	CALCOMANIA
X	EMBLEMA	EMBLEM	EMBLEMA
1	DECAL	DECAL	CALCOMANIA

Emblemas
Emblems
Emblemas

100-55

Inglês
English
Inglês

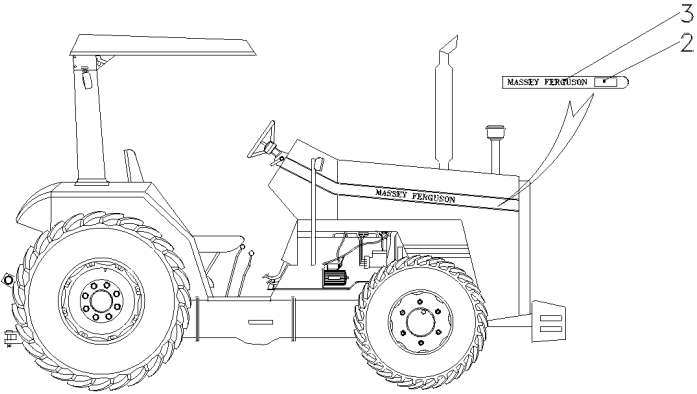
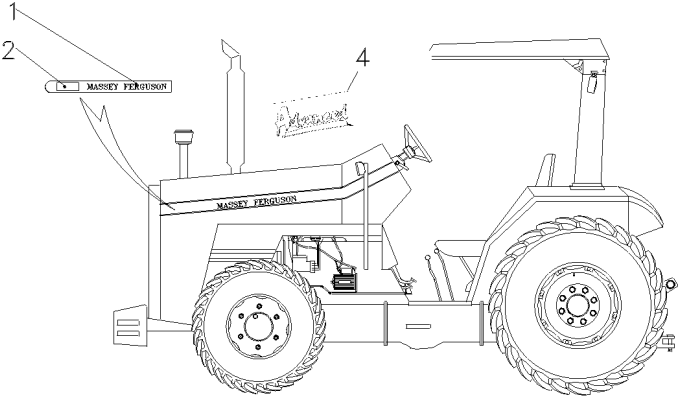


- 2 022097P1
- 3 3411432M1
- 5 067210P1
- 6 3410244M1
- 7 3410245M1
- 8 022652P3
- 9 022657P2
- 10 3146754M1
- 12 3149677M1
- 13 022102P2
- 15 3410239M1
- 17 3595689M1
- 18 3410581M1
- 18 3697173M1
- 19 022093P1
- 20 022672P1
- 21 3148214M1
- 23 068136P1

- | | | |
|-----------|--------|------------|
| 1 DECAL | DECAL | CALCOMANIA |
| 1 DECAL | DECAL | CALCOMANIA |
| 1 DECAL | DECAL | CALCOMANIA |
| 1 EMBLEMA | EMBLEM | EMBLEMA |
| 1 EMBLEMA | EMBLEM | EMBLEMA |
| 1 DECAL | DECAL | CALCOMANIA |
| 1 DECAL | DECAL | CALCOMANIA |
| 1 DECAL | DECAL | CALCOMANIA |
| 1 DECAL | DECAL | CALCOMANIA |
| 1 DECAL | DECAL | CALCOMANIA |
| 1 DECAL | DECAL | CALCOMANIA |
| 1 DECAL | DECAL | CALCOMANIA |
| 1 DECAL | DECAL | CALCOMANIA |
| 4 RIVET | RIVET | REMACHE |
| 1 PLACA | PLATE | PLATO |
| 1 DECAL | DECAL | CALCOMANIA |
| 1 DECAL | DECAL | CALCOMANIA |
| 1 EMBLEMA | EMBLEM | EMBLEMA |
| 1 DECAL | DECAL | CALCOMANIA |

Decalcomania
Decal
Calcomania

100-60



- 1 069066P1
- 2 069081P1
- 2 072647P1
- 3 069072P1
- 4 068802P1



- | | | |
|---------|-------|------------|
| 1 DECAL | DECAL | CALCOMANIA |
| 2 DECAL | DECAL | CALCOMANIA |
| 2 DECAL | DECAL | CALCOMANIA |
| 1 DECAL | DECAL | CALCOMANIA |
| 1 DECAL | DECAL | CALCOMANIA |

Decalcomania
Decal
Calcomania

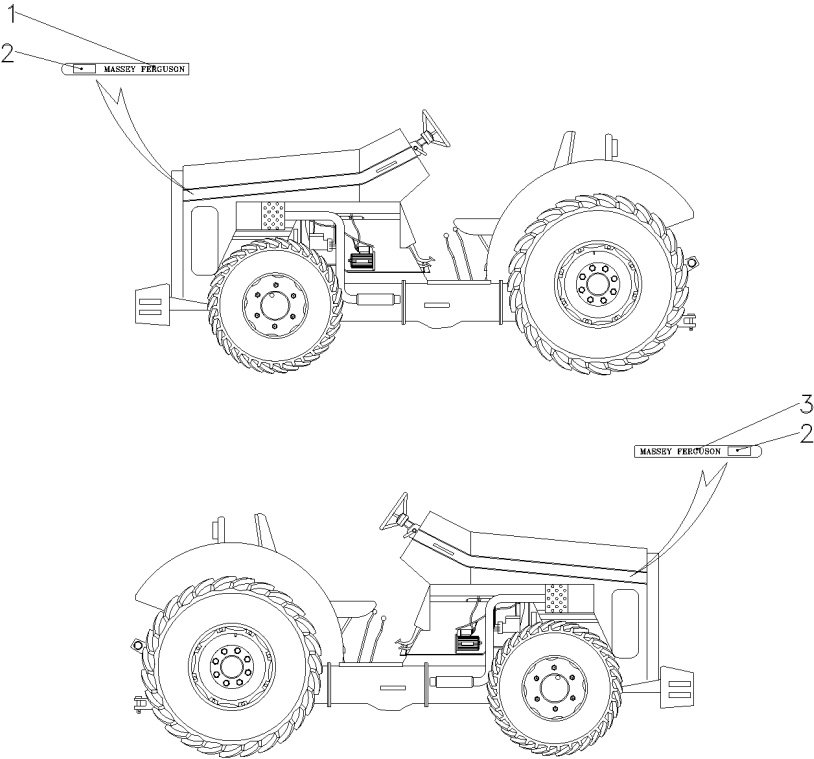
Capuz
Hood
Capô

100-65

- 1 069072P1
- 2 068802P1
- 3 069066P1



- | | | |
|---------|-------|------------|
| 1 DECAL | DECAL | CALCOMANIA |
| 1 DECAL | DECAL | CALCOMANIA |
| 1 DECAL | DECAL | CALCOMANIA |

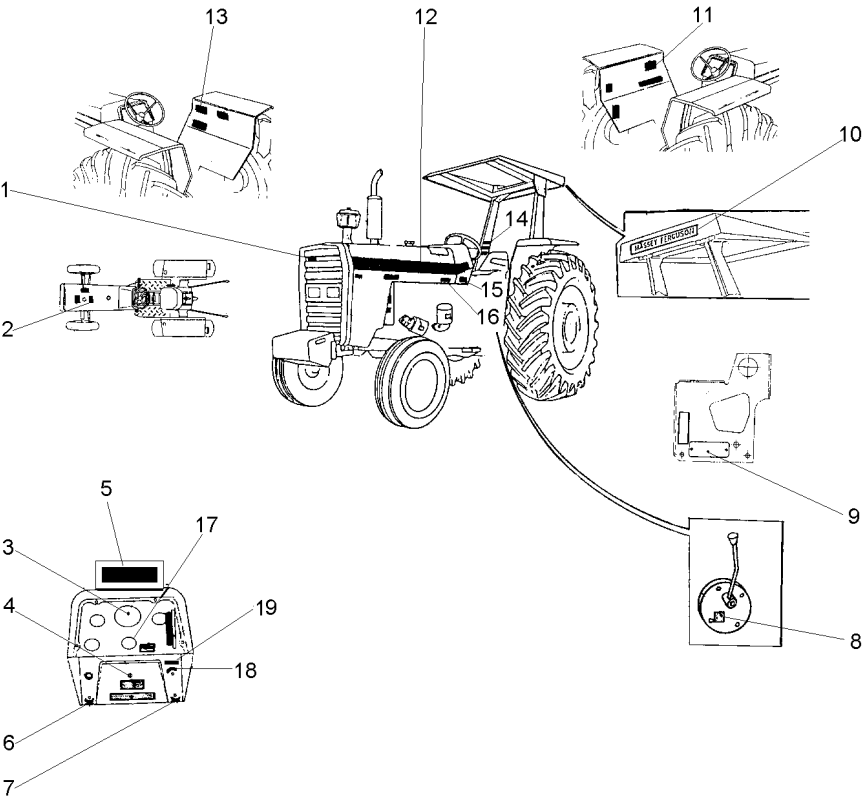


Emblemas
Emblems
Emblemas

Português
Portuguese
Português

100-70

Sem Hidráulico
Without Hydraulic
Sin Hidraulico



- 1 3587203M1
- 2 3146834M1
- 3 2800862M1
- 4 3410238M1
- 5 067210P1
- 6 3410244M1
- 7 3410245M1
- 8 3149896M1
- 9 036880P1
- 10 3410581M1
- 11 3149677M1
- 12 022100P2
- 13 022081P1
- 14 049101P1
- 15 022083P1
- 16 3410581M1
- 17 3697173M1
- 18 022091P1
- 19 1875315M1
- 20 026694P1
- 21 068136P1

- X EMBLEMA
- 1 DECAL
- 1 DECAL
- X DECAL
- 1 DECAL
- 1 EMBLEMA
- 1 EMBLEMA
- X DECAL
- 1 PLACA
- 2 REBITE
- X DECAL
- 1 DECAL
- 2 DECAL
- 1 DECAL
- 1 DECAL
- 1 DECAL
- 4 REBITE
- 1 PLACA
- 1 DECAL
- X EMBLEMA
- 1 DECAL
- 1 DECAL

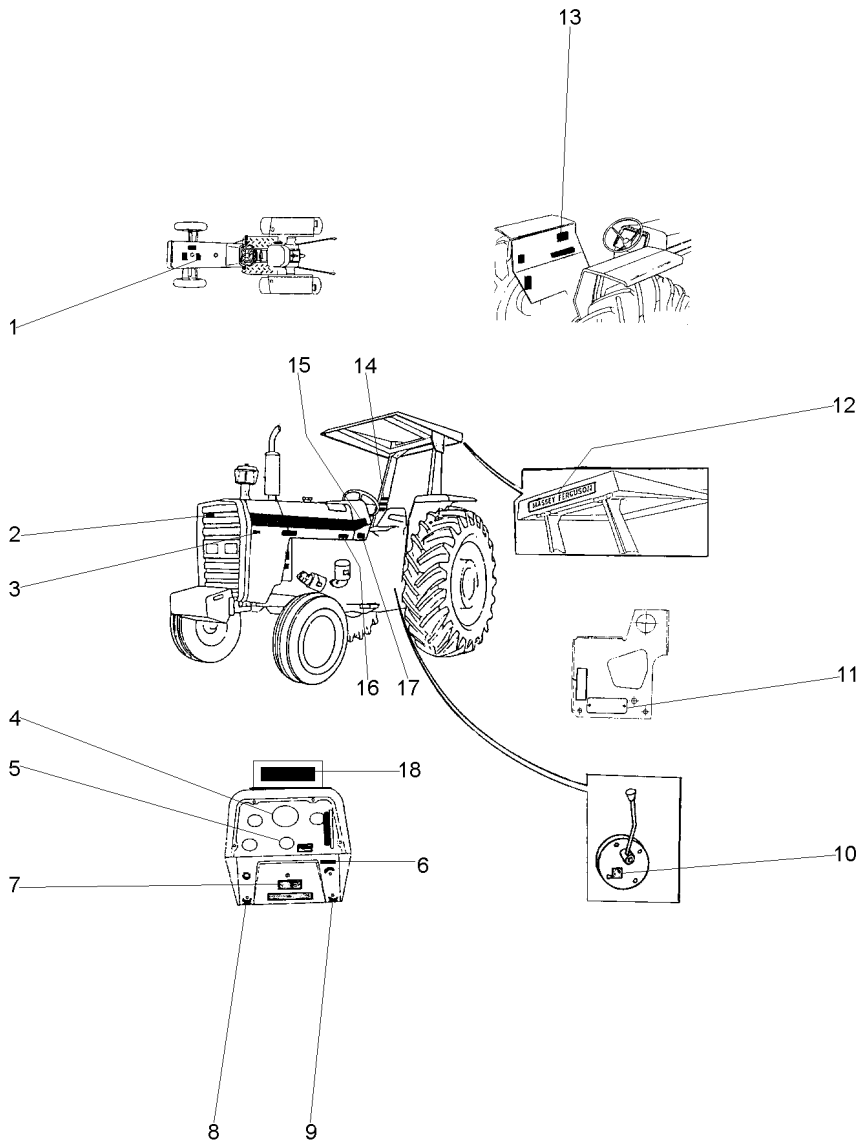
- EMBLEM
- DECAL
- DECAL
- DECAL
- DECAL
- EMBLEM
- EMBLEM
- DECAL
- PLATE
- RIVET
- DECAL
- DECAL
- DECAL
- DECAL
- DECAL
- RIVET
- PLATE
- DECAL
- EMBLEM
- DECAL
- DECAL

- EMBLEMA
- CALCOMANIA
- CALCOMANIA
- CALCOMANIA
- CALCOMANIA
- EMBLEMA
- EMBLEMA
- CALCOMANIA
- PLATO
- REMACHE
- CALCOMANIA
- CALCOMANIA
- CALCOMANIA
- CALCOMANIA
- CALCOMANIA
- REMACHE
- PLATO
- CALCOMANIA
- EMBLEMA
- CALCOMANIA
- CALCOMANIA

Emblemas
Emblems
Emblemas

100-75

Inglês
English
Inglês



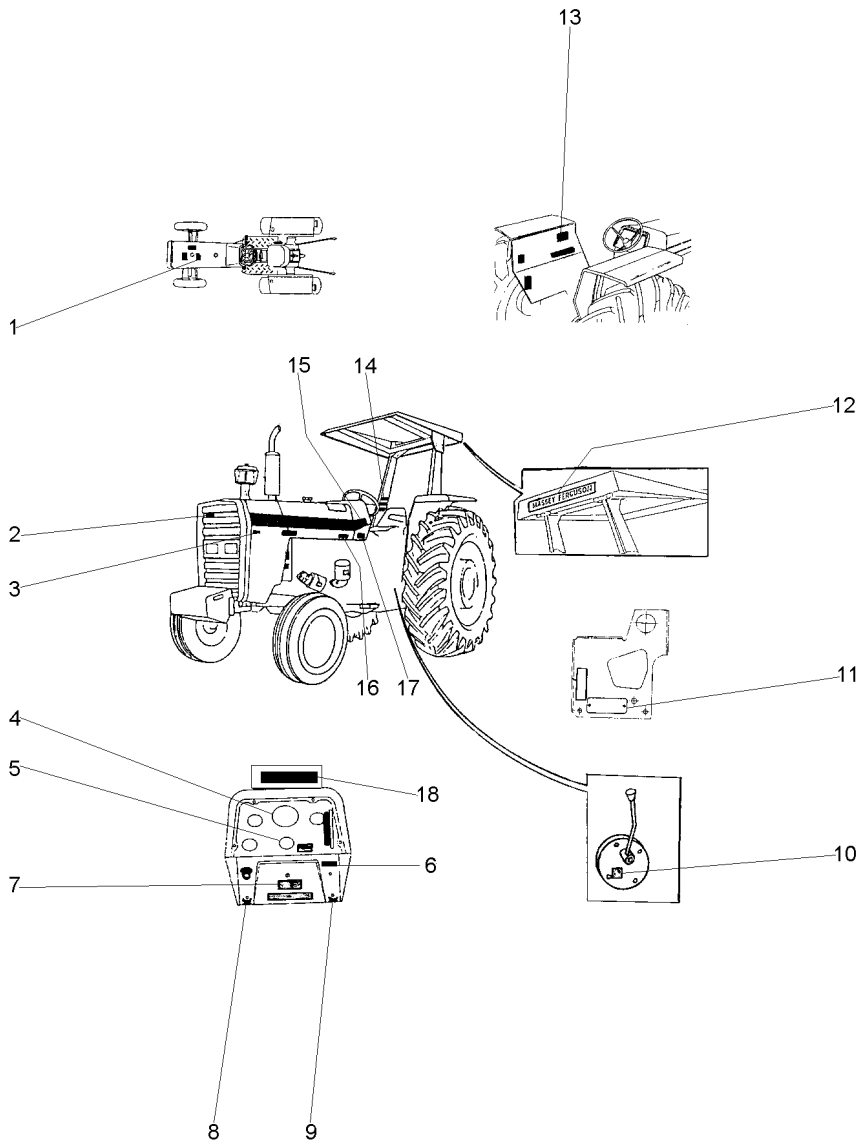
- 1 022097P1
- 2 3587203M1
- 3 022672P1
- 4 3411432M1
- 5 1875315M1
- 6 068136P1
- 7 3410238M1
- 8 3410244M1
- 9 3410245M1
- 10 3149896M1
- 11 036880P1
- 11 3410581M1
- 12 3149677M1
- 13 022102P2
- 14 3595689M1
- 15 022081P1
- 16 022093P1
- 17 3697173M1
- 17 3410581M1
- 18 067210P1

- | | | | |
|---|---------|--------|------------|
| 1 | DECAL | DECAL | CALCOMANIA |
| X | EMBLEMA | EMBLEM | EMBLEMA |
| 1 | DECAL | DECAL | CALCOMANIA |
| 1 | DECAL | DECAL | CALCOMANIA |
| X | EMBLEMA | EMBLEM | EMBLEMA |
| 1 | DECAL | DECAL | CALCOMANIA |
| X | DECAL | DECAL | CALCOMANIA |
| 1 | EMBLEMA | EMBLEM | EMBLEMA |
| 1 | EMBLEMA | EMBLEM | EMBLEMA |
| X | DECAL | DECAL | CALCOMANIA |
| 1 | PLACA | PLATE | PLATO |
| 6 | REBITE | RIVET | REMACHE |
| X | DECAL | DECAL | CALCOMANIA |
| 1 | DECAL | DECAL | CALCOMANIA |
| 1 | DECAL | DECAL | CALCOMANIA |
| 2 | DECAL | DECAL | CALCOMANIA |
| 1 | DECAL | DECAL | CALCOMANIA |
| 1 | PLACA | PLATE | PLATO |
| 4 | REBITE | RIVET | REMACHE |
| 1 | DECAL | DECAL | CALCOMANIA |

Emblemas
Emblems
Emblemas

100-80

Espanhol
Spanish
Español



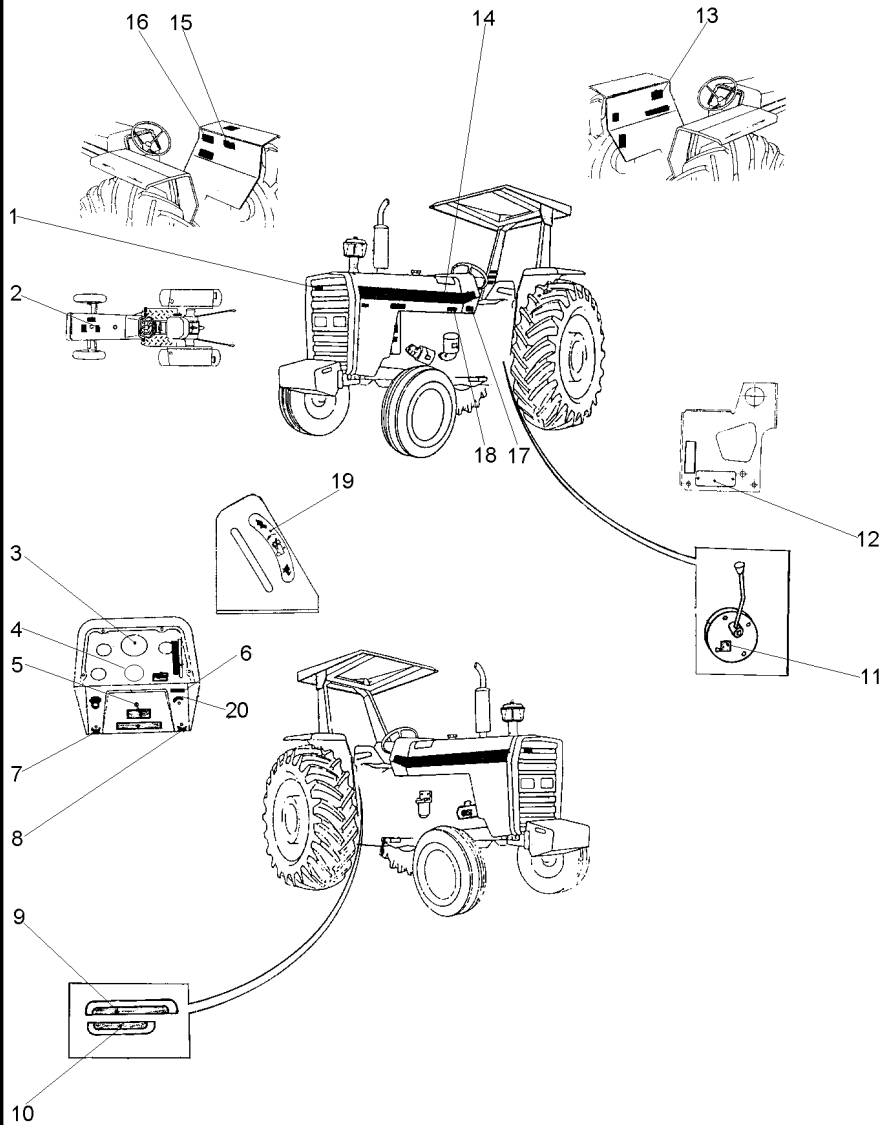
- 1 022096P1
- 2 3587203M1
- 3 022672P1
- 4 3410241M1
- 5 1875315M1
- 6 068136P1
- 7 3410238M1
- 8 3410244M1
- 9 3410245M1
- 10 3149896M1
- 11 036880P1
- 11 3410581M1
- 12 3149677M1
- 13 022101P1
- 14 022084P1
- 15 022081P1
- 16 022092P1
- 17 3697173M1
- 17 3410581M1
- 18 067210P1

- | | | |
|-----------|--------|------------|
| 1 DECAL | DECAL | CALCOMANIA |
| X EMBLEMA | EMBLEM | EMBLEMA |
| 1 DECAL | DECAL | CALCOMANIA |
| 1 DECAL | DECAL | CALCOMANIA |
| X EMBLEMA | EMBLEM | EMBLEMA |
| 1 DECAL | DECAL | CALCOMANIA |
| X DECAL | DECAL | CALCOMANIA |
| 1 EMBLEMA | EMBLEM | EMBLEMA |
| 1 EMBLEMA | EMBLEM | EMBLEMA |
| X DECAL | DECAL | CALCOMANIA |
| 1 PLACA | PLATE | PLATO |
| 2 REBITE | RIVET | REMACHE |
| X DECAL | DECAL | CALCOMANIA |
| 1 DECAL | DECAL | CALCOMANIA |
| 1 DECAL | DECAL | CALCOMANIA |
| 2 DECAL | DECAL | CALCOMANIA |
| 1 DECAL | DECAL | CALCOMANIA |
| 1 PLACA | PLATE | PLATO |
| 4 REBITE | RIVET | REMACHE |
| 1 DECAL | DECAL | CALCOMANIA |

Emblemas
Emblems
Emblemas

100-85

Estreito E Super Estreito Com Hidráulico
Narrow And Super Narrow With Hydraulic
Estrecho E Super Estrecho Con Hidraulico



- 1 3587203M1
- 2 3146834M1
- 3 2800862M1
- 4 1875315M1
- 5 3410238M1
- 6 068136P1
- 7 3410244M1
- 8 3410245M1
- 9 022651P3
- 10 022656P2
- 11 3149896M1
- 12 036880P1
- 12 3410581M1
- 13 022100P2
- 14 022081P1
- 15 3148171M1
- 16 049101P1
- 17 3410581M1
- 17 3697173M1
- 18 022091P1
- 19 3148214M1
- 20 026694P1

- X EMBLEMA
- 1 DECAL
- 1 DECAL
- X EMBLEMA
- X DECAL
- 1 DECAL
- 1 EMBLEMA
- 1 EMBLEMA
- 1 DECAL
- 1 DECAL
- 1 DECAL
- X DECAL
- 1 PLACA
- 2 REBITE
- 1 DECAL
- 2 DECAL
- 1 DECAL
- 1 DECAL
- 4 REBITE
- 1 PLACA
- 1 DECAL
- 1 EMBLEMA
- 1 DECAL

- EMBLEM
- DECAL
- DECAL
- DECAL
- DECAL
- DECAL
- EMBLEM
- EMBLEM
- DECAL
- DECAL
- DECAL
- DECAL
- PLATE
- RIVET
- DECAL
- DECAL
- DECAL
- DECAL
- RIVET
- PLATE
- DECAL
- EMBLEM
- DECAL

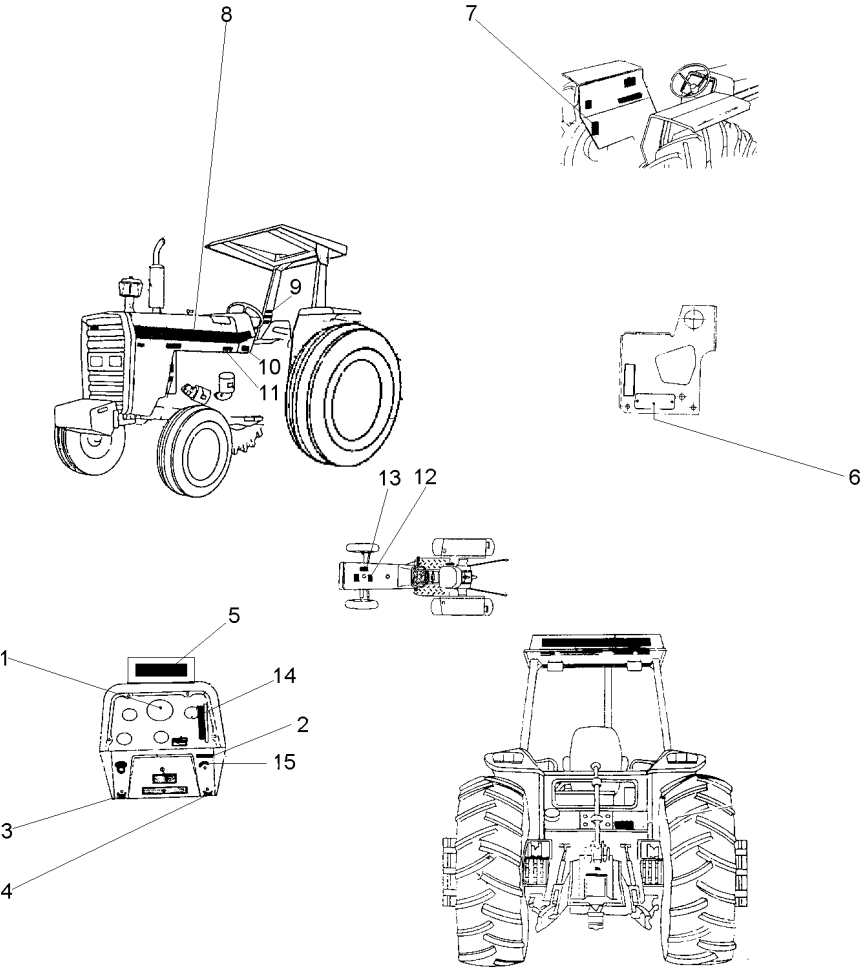
- EMBLEMA
- CALCOMANIA
- CALCOMANIA
- EMBLEMA
- CALCOMANIA
- CALCOMANIA
- EMBLEMA
- EMBLEMA
- CALCOMANIA
- CALCOMANIA
- CALCOMANIA
- CALCOMANIA
- PLATO
- REMACHE
- CALCOMANIA
- CALCOMANIA
- CALCOMANIA
- CALCOMANIA
- REMACHE
- PLATO
- CALCOMANIA
- EMBLEMA
- CALCOMANIA

Emblemas
Emblems
Emblemas

Português
Portuguese
Portugués

100-90

Aeroporto
Airport
Aeropuerto



- 1 2800862M1
- 2 068136P1
- 3 3410244M1
- 4 3410245M1
- 5 067210P1
- 6 036880P1
- 6 3410581M1
- 7 3586819M2
- 8 022081P1
- 9 022083P1
- 10 3410581M1
- 10 3697173M1
- 11 022091P1
- 12 3146834M1
- 13 3596431M2
- 14 3587802M1
- 15 026694P1

- | | | |
|-----------|--------|------------|
| 1 DECAL | DECAL | CALCOMANIA |
| 1 DECAL | DECAL | CALCOMANIA |
| 1 EMBLEMA | EMBLEM | EMBLEMA |
| 1 EMBLEMA | EMBLEM | EMBLEMA |
| 1 DECAL | DECAL | CALCOMANIA |
| 1 PLACA | PLATE | PLATO |
| 2 REBITE | RIVET | REMACHE |
| 1 DECAL | DECAL | CALCOMANIA |
| 2 DECAL | DECAL | CALCOMANIA |
| 1 DECAL | DECAL | CALCOMANIA |
| 4 REBITE | RIVET | REMACHE |
| 1 PLACA | PLATE | PLATO |
| 1 DECAL | DECAL | CALCOMANIA |
| 1 DECAL | DECAL | CALCOMANIA |
| 1 DECAL | DECAL | CALCOMANIA |
| 1 DECAL | DECAL | CALCOMANIA |
| 1 DECAL | DECAL | CALCOMANIA |

Decalcomania
Decals
Callomanias

100-95

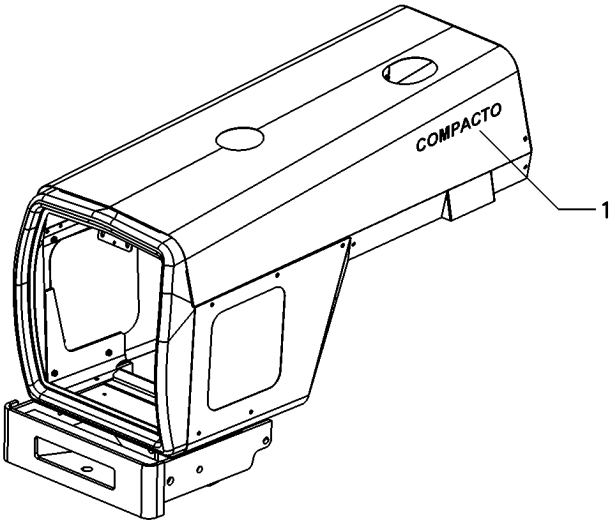
Tratores Compacto
Compact Tractors
Tractores Compacto

1 6223134M1

2 DECAL

DECAL

CALCOMANIA



Escala De Velocidades
Velocity Scale
Escala De Velocidades

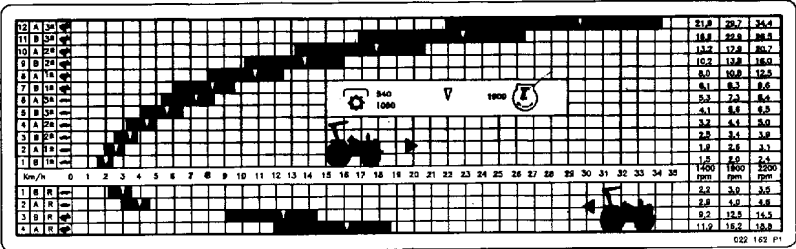
100-100

1 3148008M2

1 DECAL

DECAL

CALCOMANIA

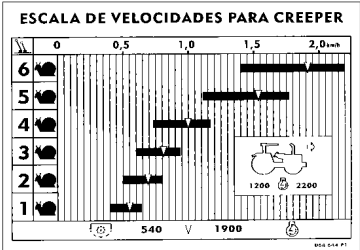



Escala De Velocidades
Velocity Scale
Escala De Velocidades

100-105

- 1 056375P1
- 2 6219569M1

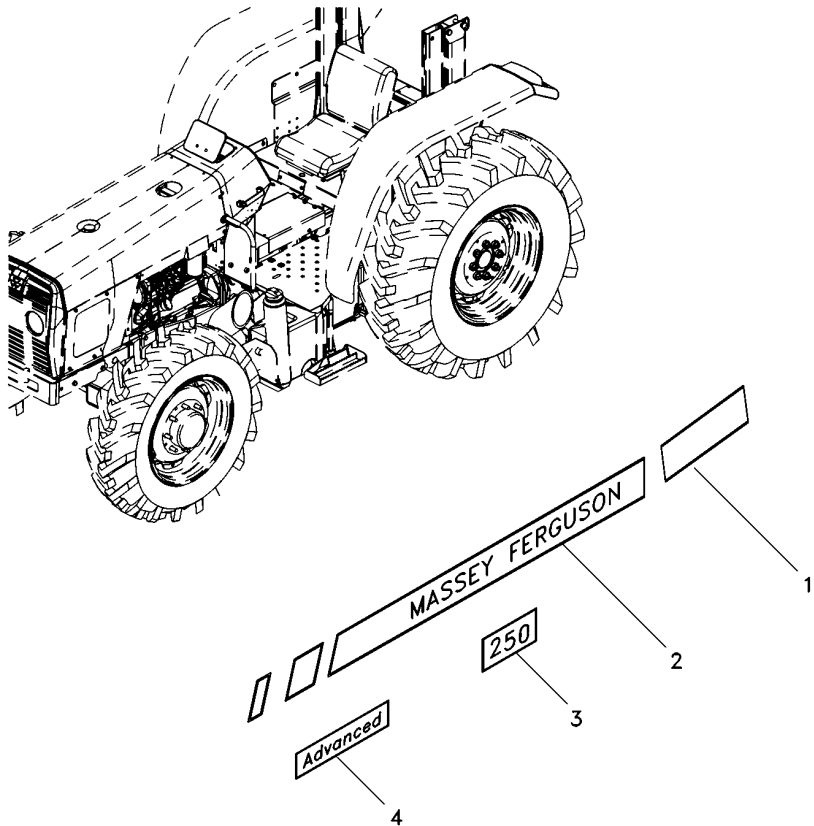
- | | | |
|----------|-------|------------|
| 1 DECAL | DECAL | CALCOMANIA |
| 1 ESCALA | SCALE | ESCALA |



Decalcomania
Decals
Callomancias

100-110

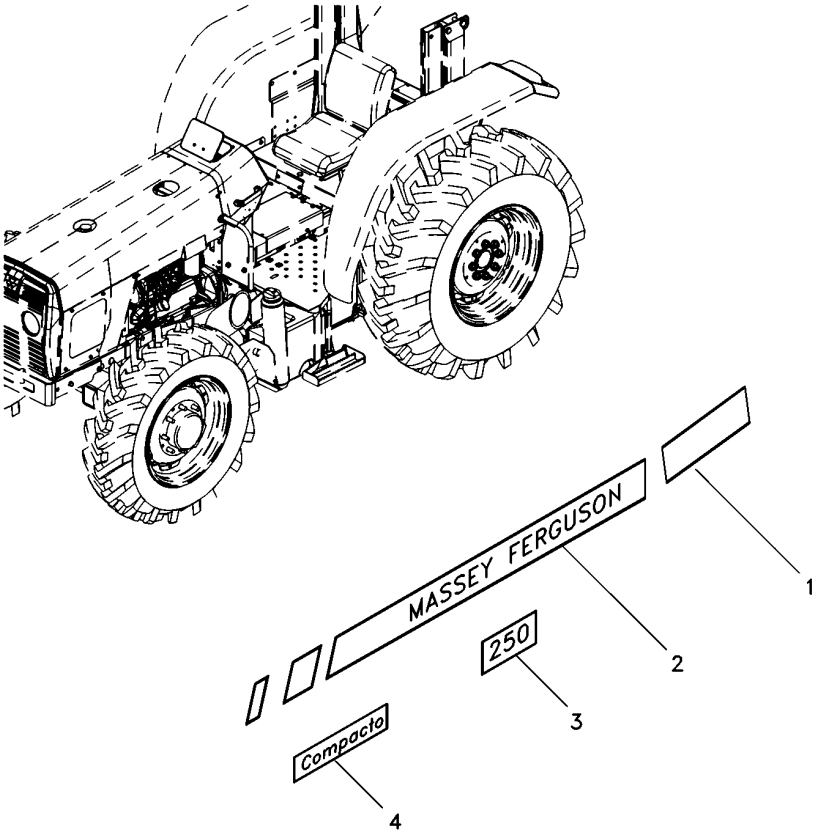
Tratores Com Plataforma Do Operador
Tractors With Operator Plataform
Tractores Con Plataforma Del Operador



- 1 6228484M1
- 1 6228485M1
- 2 6227705M1
- 2 6227706M1
- 3 6221965M1
- 4 6229425M1



- | | | |
|---------|-------|------------|
| 1 DECAL | DECAL | CALCOMANIA |
| 1 DECAL | DECAL | CALCOMANIA |
| 1 DECAL | DECAL | CALCOMANIA |
| 1 DECAL | DECAL | CALCOMANIA |
| 2 DECAL | DECAL | CALCOMANIA |
| 2 DECAL | DECAL | CALCOMANIA |
| 2 DECAL | DECAL | CALCOMANIA |



- 1 6228485M1
- 1 6228484M1
- 2 6227706M1
- 2 6227705M1
- 3 6221965M1
- 4 6229461M1

▶
▶
▶
▶
250

1	DECAL	DECAL	CALCOMANIA
1	DECAL	DECAL	CALCOMANIA
1	DECAL	DECAL	CALCOMANIA
1	DECAL	DECAL	CALCOMANIA
2	DECAL	DECAL	CALCOMANIA
2	DECAL	DECAL	CALCOMANIA

Protetor
Protector
Protector

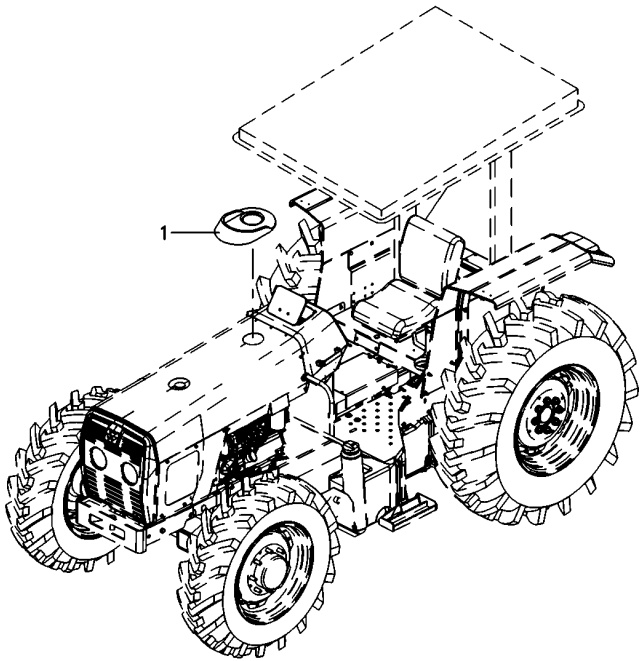
100-120

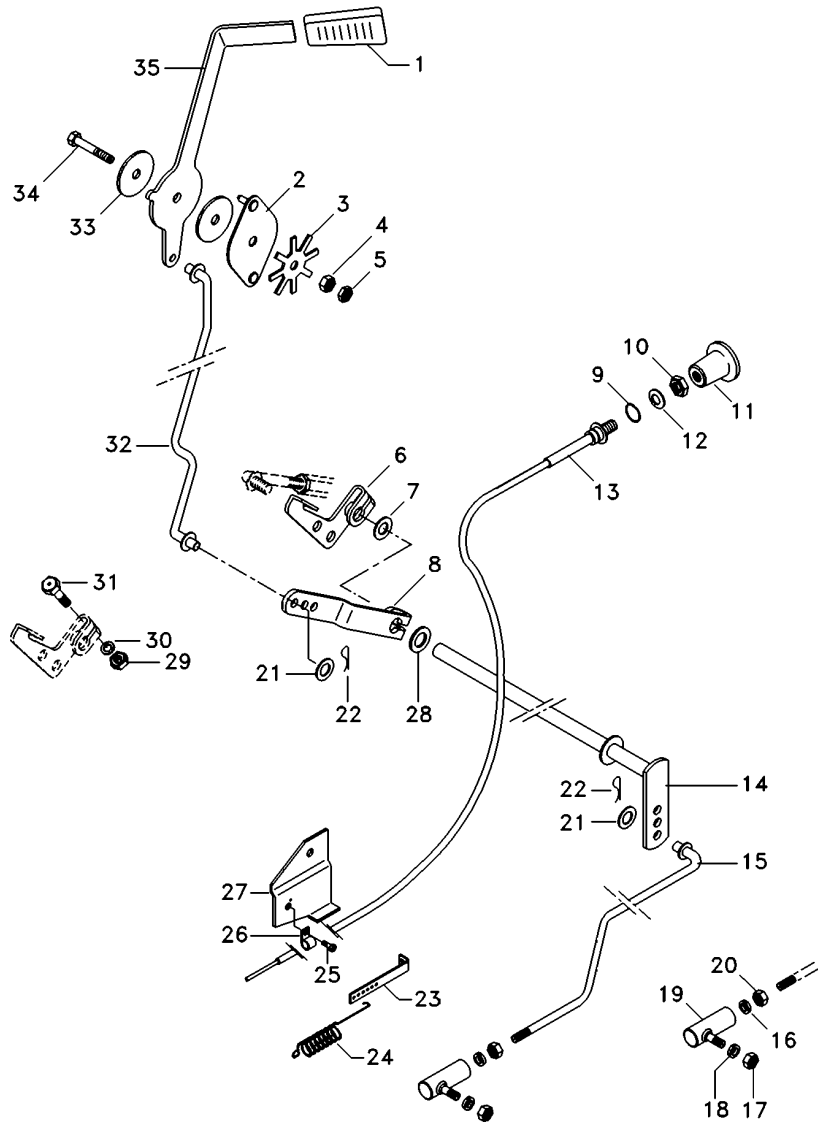
1 6218942M1

1 PROTETOR

PROTECTOR

PROTECTOR



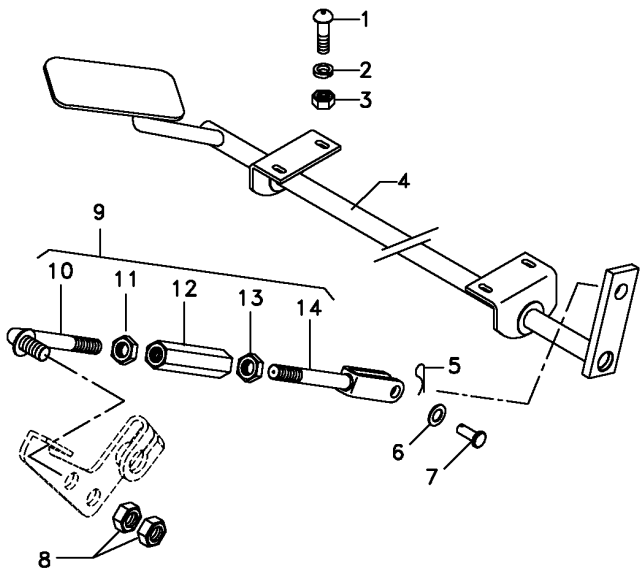


- 1 035972P1
- 2 2800299M91
- 3 184150M2
- 4 353431X1
- 5 353430X1
- 6 3146871M2
- 7 353756X1
- 8 033194P1
- 9 2801154M1
- 10 357515X1
- 11 487096M1
- 12 2801172M1
- 13 6217749M1
- 13 3148142M91
- 14 033140S1
- 15 6213941M91
- 16 353441X1
- 17 353918X1
- 18 353441X1
- 19 487077M91
- 19 1850559M91
- 19 3589565M91
- 20 353918X1
- 21 355617X1
- 22 354041X1
- 23 489002M1
- 24 893713M1
- 25 2802251M1
- 26 3148712M1
- 27 6214038M91
- 28 196010M1
- 29 355564X1
- 30 353441X1
- 31 353671X1
- 32 033160S1
- 33 184149M3
- 34 353540X1
- 35 050043P1

1 MANÍPULO	KNOB	POMO
1 PLACA	PLATE	PLATO
1 MOLA	SPRING	RESORTE
1 PORCA	NUT	TUERCA
1 PORCA	NUT	TUERCA
1 ALAVANCA	LEVER	PALANCA
2 ARRUELA	WASHER	ARANDELA
1 ALAVANCA	LEVER	PALANCA
1 ANEL	RING	ARO
1 PORCA	NUT	TUERCA
1 BOTÃO	BUTTON	PULSADOR
1 ARRUELA	WASHER	ARANDELA
1 CABO	CABLE	CABLE
1 C.J. CABO	KIT, CABLE	CABLES JUEGO
1 EIXO	SHAFT	ARBOL
1 TIRANTE	ROD	VARILLA
1 ARRUELA	WASHER	ARANDELA
1 PORCA	NUT	TUERCA
1 ARRUELA	WASHER	ARANDELA
1 CONECTOR	CONNECTOR	CONECTOR
1 CONECTOR	CONNECTOR	CONECTOR
1 CONECTOR	CONNECTOR	CONECTOR
1 PORCA	NUT	TUERCA
3 ARRUELA	WASHER	ARANDELA
3 CUPILHA	COTTER PIN	PASADOR DOUBLE
1 SUPORTE	BRACKET	SOPORTE
1 MOLA	SPRING	RESORTE
1 PARAFUSO	BOLT	PERNO
1 PRESILHA	STAPLE	GRAPA
1 SUPORTE	BRACKET	SOPORTE
2 ARRUELA	WASHER	ARANDELA
1 PORCA	NUT	TUERCA
1 ARRUELA	WASHER	ARANDELA
1 PARAFUSO	BOLT	PERNO
1 TIRANTE	ROD	VARILLA
2 DISCO	DISC	DISCO
1 PARAFUSO	BOLT	PERNO
1 ALAVANCA	LEVER	PALANCA

Acelerador
Throttle
Acclerador

105-15



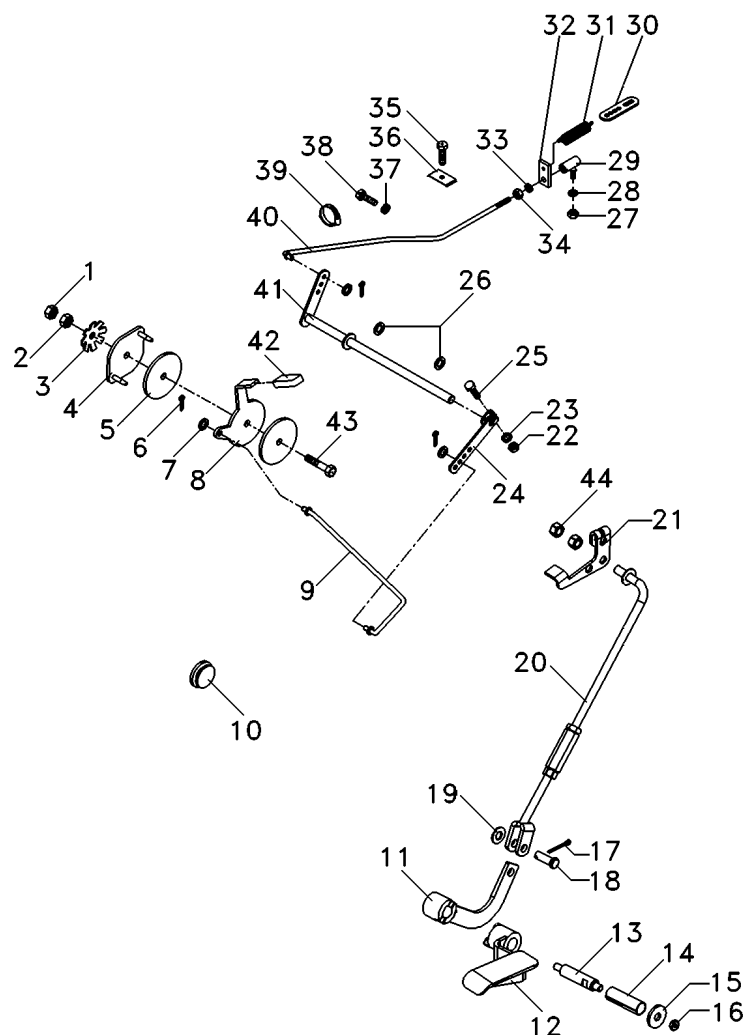
- 1 1442175X1
- 2 390971X1
- 3 339030X1
- 4 027983S1
- 5 354059X1
- 6 353756X1
- 7 832813M1
- 8 375109X1
- 9 033179N1
- 10 022368S1
- 11 375109X1
- 12 3146866M1
- 13 3146867M1
- 14 033177S1

- | | | | |
|---|-------------|-----------|-----------------|
| 4 | PARAFUSO | BOLT | PERNO |
| 4 | ARRUELA | WASHER | ARANDELA |
| 4 | PORCA | NUT | TUERCA |
| 1 | PEDAL | PEDAL | PEDAL |
| 1 | CONTRAPINO | DOWEL | CENTRAJE |
| 1 | ARRUELA | WASHER | ARANDELA |
| 1 | PINO | PIN | PASADOR |
| 2 | PORCA | NUT | TUERCA |
| 1 | CJ. TIRANTE | KIT, ROD | JUEGO DE BIELAS |
| 1 | TIRANTE | ROD | VARILLA |
| 1 | PORCA | NUT | TUERCA |
| 1 | CONECTOR | CONNECTOR | CONECTOR |
| 1 | PORCA | NUT | TUERCA |
| 1 | TIRANTE | ROD | VARILLA |

Acelerador
Throttle
Acelerador

105-20

Tratores Compacto
Compact Tractors
Tractores Compacto



- 1 353430X1
- 2 353431X1
- 3 184150M2
- 4 2800299M91
- 5 184149M3
- 6 354041X1
- 7 355617X1
- 8 050043P1
- 9 6220574M91
- 10 2801324M1
- 11 6217728M91
- 12 6209173M91
- 13 3712279M3
- 14 6203936M1
- 15 390652X1
- 16 339030X1
- 17 354059X1
- 18 832813M1
- 19 353756X1
- 20 6209745M91
- 21 3146871M2
- 22 353918X1
- 23 353441X1
- 24 2800006M1
- 25 353671X1
- 26 196010M1
- 27 353918X1
- 28 353441X1
- 29 3589565M91
- 30 3145926M1
- 31 893713M1
- 32 3145925M1
- 33 353441X1
- 34 353918X1
- 35 2802251M1
- 36 3148712M1
- 37 353441X1
- 38 353501X1
- 39 3225356M1
- 40 027579N1
- 41 1484499M93
- 42 035972P1
- 43 353540X1
- 44 375109X1

- 1 PORCA
- 1 PORCA
- 1 MOLA
- 1 PLACA
- 2 DISCO
- 3 CUPILHA
- 3 ARRUELA
- 1 ALAVANCA
- 1 TIRANTE
- 1 BUJÃO
- 1 CJ. ALAVANCA
- 1 PEDAL
- 1 EIXO
- 1 BUCHA
- 1 ARRUELA
- 1 PORCA
- 1 CONTRAPINO
- 1 PINO
- 1 ARRUELA
- 1 CJ. TIRANTE
- 1 ALAVANCA
- 1 PORCA
- 1 ARRUELA
- 1 ALAVANCA
- 1 PARAFUSO
- 2 ARRUELA
- 1 PORCA
- 1 ARRUELA
- 1 CONECTOR
- 1 SUPORTE
- 1 MOLA
- 1 SUPORTE
- 1 ARRUELA
- 1 PORCA
- 1 PARAFUSO
- 1 PRESILHA
- 2 ARRUELA
- 2 PARAFUSO
- 1 BRAÇADEIRA
- 1 CJ. TIRANTE
- 1 EIXO
- 1 MANÍPULO
- 1 PARAFUSO
- 2 PORCA

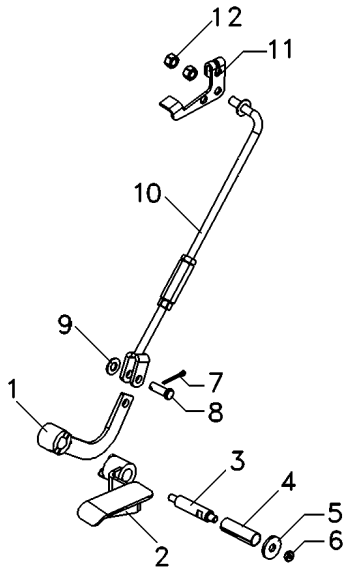
- NUT
- NUT
- SPRING
- PLATE
- DISC
- COTTER PIN
- WASHER
- LEVER
- ROD
- PLUG
- KIT, LEVER
- PEDAL
- SHAFT
- BUSH
- WASHER
- NUT
- DOWEL
- PIN
- WASHER
- KIT, ROD
- LEVER
- NUT
- WASHER
- LEVER
- BOLT
- WASHER
- NUT
- WASHER
- CONNECTOR
- BRACKET
- SPRING
- BRACKET
- WASHER
- NUT
- BOLT
- STAPLE
- WASHER
- BOLT
- CLAMP
- KIT, ROD
- SHAFT
- KNOB
- BOLT
- NUT

- TUERCA
- TUERCA
- RESORTE
- PLATO
- DISCO
- PASADOR DOUBLE
- ARANDELA
- PALANCA
- VARILLA
- TAPON
- JUEGO, PALANCA
- PEDAL
- ARBOL
- CASQUILLO
- ARANDELA
- TUERCA
- CENTRAJE
- PASADOR
- ARANDELA
- JUEGO DE BIELAS
- PALANCA
- TUERCA
- ARANDELA
- PALANCA
- PERNO
- ARANDELA
- TUERCA
- ARANDELA
- CONECTOR
- SOPORTE
- RESORTE
- SOPORTE
- ARANDELA
- TUERCA
- PERNO
- GRAPA
- ARANDELA
- PERNO
- ABRAZADERA
- JUEGO DE BIELAS
- ARBOL
- POMO
- PERNO
- TUERCA

Acelerador
Throttle
Acelerador

105-25

Tratores Compacto
Compact Tractors
Tractores Compacto



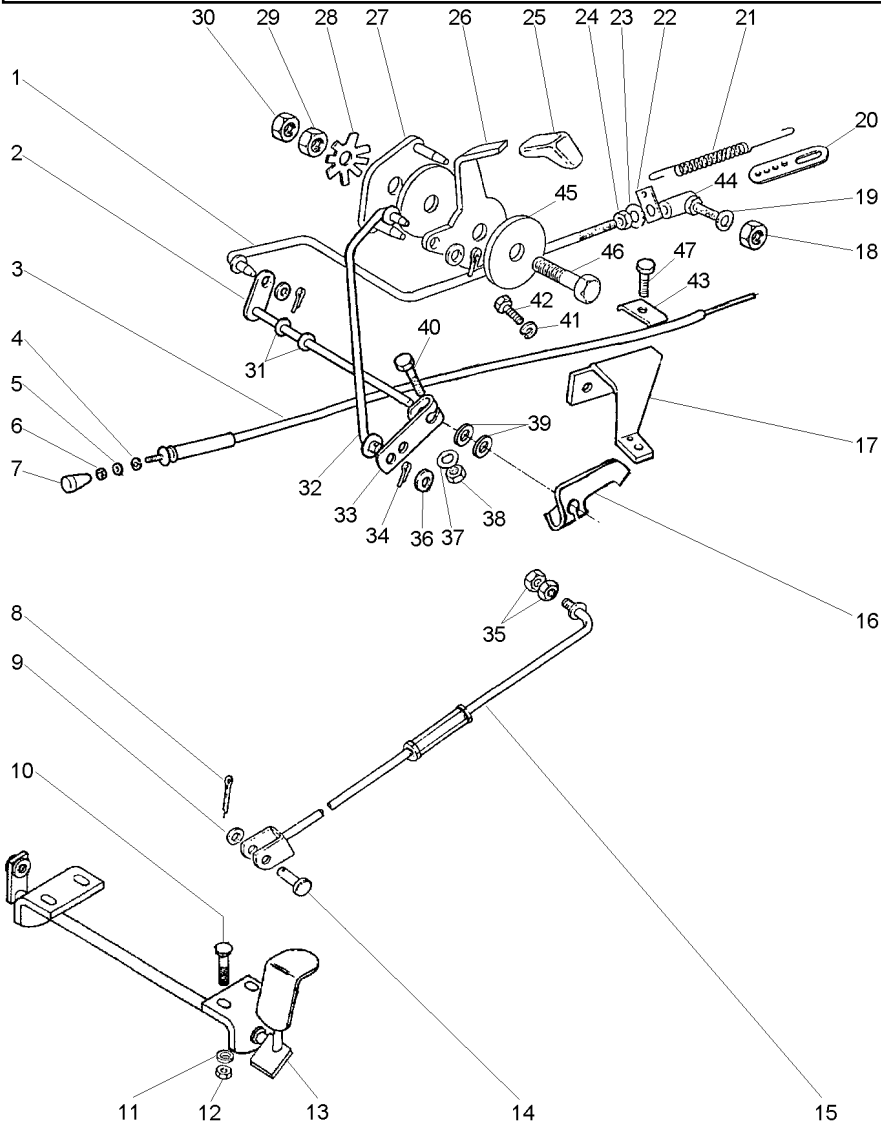
- 1 6217728M91
- 2 6209173M91
- 3 3712279M3
- 4 6203936M1
- 5 390652X1
- 6 339030X1
- 7 354059X1
- 8 832813M1
- 9 353756X1
- 10 6222241M91
- 11 6222244M91
- 12 375109X1

- | | | |
|----------------|------------|----------------|
| 1 CJ. ALAVANCA | KIT, LEVER | JUEGO, PALANCA |
| 1 PEDAL | PEDAL | PEDAL |
| 1 EIXO | SHAFT | ARBOL |
| 1 BUCHA | BUSH | CASQUILLO |
| 1 ARRUELA | WASHER | ARANDELA |
| 1 PORCA | NUT | TUERCA |
| 1 CONTRAPINO | DOWEL | CENTRAJE |
| 1 PINO | PIN | PASADOR |
| 1 ARRUELA | WASHER | ARANDELA |
| 1 TIRANTE | ROD | VARILLA |
| 1 CHAPA | PLATE | CHAPA |
| 2 PORCA | NUT | TUERCA |

Acelerador
Throttle
Acelerador

4rm
4wd
4rm

105-30



- 1 033162S1
- 2 033140S1
- 3 3148142M91
- 4 2801154M1
- 5 2801172M1
- 6 357515X1
- 7 487096M1
- 8 354059X1
- 9 353756X1
- 10 1442175X1
- 11 390971X1
- 12 339030X1
- 13 027983S1
- 14 832813M1
- 15 033179N1
- 16 3146871M2
- 17 3149001M91
- 18 353918X1
- 19 353441X1
- 20 489002M1
- 21 893713M1
- 22 3145925M1
- 23 353441X1
- 24 353918X1
- 25 035972P1
- 25 067632P3
- 26 050043P1
- 26 057721P1
- 27 2800299M91
- 28 184150M2
- 29 353431X1
- 30 353430X1
- 31 196010M1
- 32 033160S1
- 32 060505S1
- 33 033194P1
- 34 354041X1
- 35 375109X1
- 36 355617X1
- 37 353441X1
- 38 353918X1
- 39 353756X1
- 40 353671X1
- 41 353441X1
- 42 353501X1
- 43 3148712M1
- 44 3589565M91

- 45 184149M3
- 46 353540X1

-
- 10x32
- M6x1,0x20
- M6x1,0
- 👁 105-35 No
- 1/4x28
- 1/4x28
- 3/8x24
- 3/8x24
-
- 3/8x16
- 1/4x28
- 1/4x20x1.1/4
- 1/4x28x1/2
- 👁 105-40 No
- 🔧 487077M91

- 1 TIRANTE
- 1 EIXO
- 1 CJ. CABO
- 1 ANEL
- 1 ARRUELA
- 1 PORCA
- 1 BOTÃO
- 1 CONTRAPINO
- 1 ARRUELA
- 4 PARAFUSO
- 4 ARRUELA
- 4 PORCA
- 1 PEDAL
- 1 PINO
- 1 CJ. TIRANTE
- 1 ALAVANCA
- 1 SUPORTE
- 1 PORCA
- 1 ARRUELA
- 1 SUPORTE
- 1 MOLA
- 1 SUPORTE
- 1 ARRUELA
- 1 PORCA
- 1 MANÍPULO
- 1 MANÍPULO
- 1 ALAVANCA
- 1 ALAVANCA
- 1 PLACA
- 1 MOLA
- 1 PORCA
- 1 PORCA
- 2 ARRUELA
- 1 TIRANTE
- 1 TIRANTE
- 1 ALAVANCA
- 3 CUPILHA
- 2 PORCA
- 3 ARRUELA
- 1 ARRUELA
- 1 PORCA
- 2 ARRUELA
- 1 PARAFUSO
- 2 ARRUELA
- 2 PARAFUSO
- 1 PRESILHA
- 1 CONECTOR

- ROD
- SHAFT
- KIT, CABLE
- RING
- WASHER
- NUT
- BUTTON
- DOWEL
- WASHER
- BOLT
- WASHER
- NUT
- PEDAL
- PIN
- KIT, ROD
- LEVER
- BRACKET
- NUT
- WASHER
- BRACKET
- SPRING
- BRACKET
- WASHER
- NUT
- KNOB
- KNOB
- LEVER
- LEVER
- PLATE
- SPRING
- NUT
- WASHER
- ROD
- ROD
- LEVER
- COTTER PIN
- NUT
- WASHER
- WASHER
- NUT
- WASHER
- BOLT
- WASHER
- BOLT
- STAPLE
- CONNECTOR

- VARILLA
- ARBOL
- CABLES JUEGO
- ARO
- ARANDELA
- TUERCA
- PULSADOR
- CENTRAJE
- ARANDELA
- PERNO
- ARANDELA
- TUERCA
- PEDAL
- PASADOR
- JUEGO DE BIELAS
- PALANCA
- SOPORTE
- TUERCA
- ARANDELA
- SOPORTE
- RESORTE
- SOPORTE
- ARANDELA
- TUERCA
- POMO
- POMO
- PALANCA
- PALANCA
- PLATO
- RESORTE
- TUERCA
- TUERCA
- ARANDELA
- VARILLA
- VARILLA
- PALANCA
- PASADOR DOUBLE
- TUERCA
- ARANDELA
- ARANDELA
- TUERCA
- ARANDELA
- PERNO
- ARANDELA
- PERNO
- GRAPA
- CONECTOR

T0213007

EE85Z001

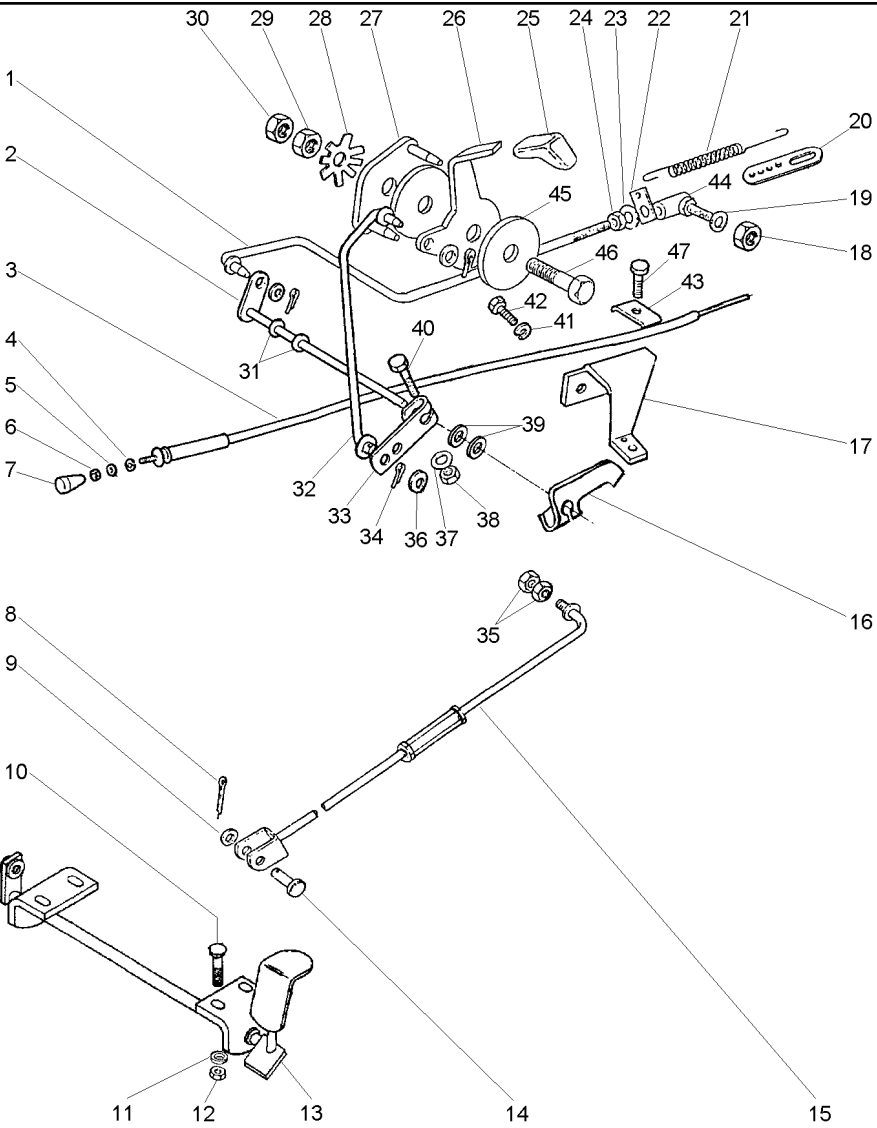
C025002 E06 (1)

06/09 105-30

Acelerador
Throttle
Acclerator

4rm
4wd
4rm

105-30



47 2802251M1

1 PARAFUSO

BOLT

PERNO

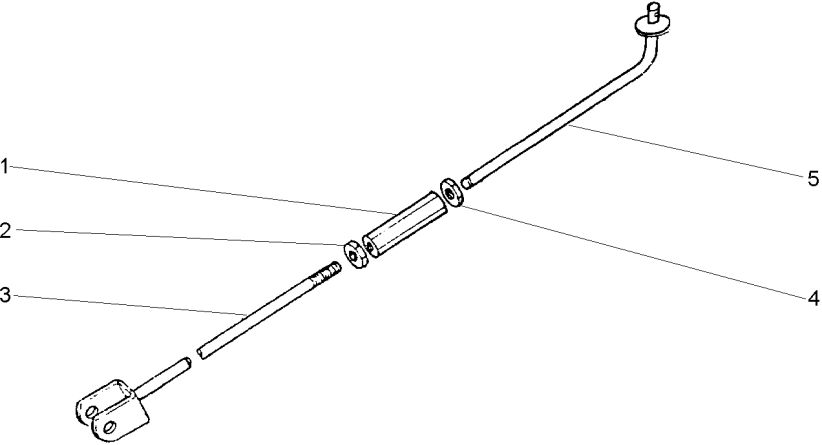
Tirante
Rod
Varilla

105-35

- 1 3146866M1
- 2 3146867M1
- 3 033177S1
- 4 375109X1
- 5 022368S1

3/8x16

- | | | |
|------------|-----------|----------|
| 1 CONECTOR | CONNECTOR | CONECTOR |
| 1 PORCA | NUT | TUERCA |
| 1 TIRANTE | ROD | VARILLA |
| 1 PORCA | NUT | TUERCA |
| 1 TIRANTE | ROD | VARILLA |

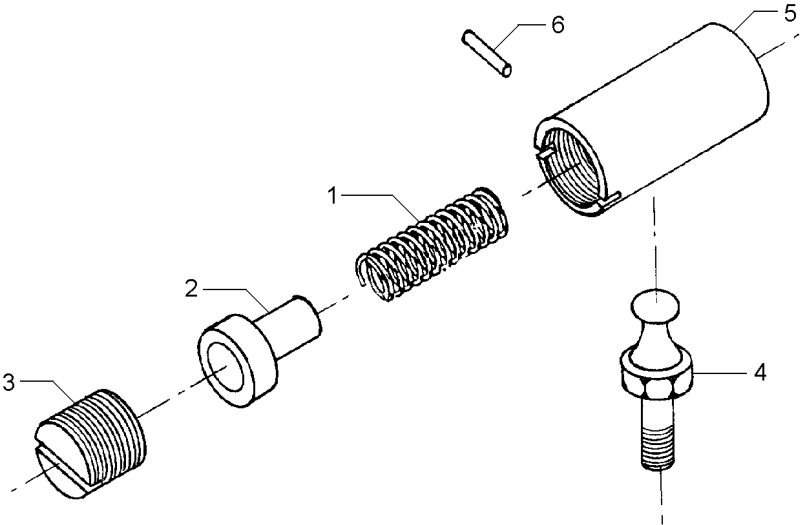


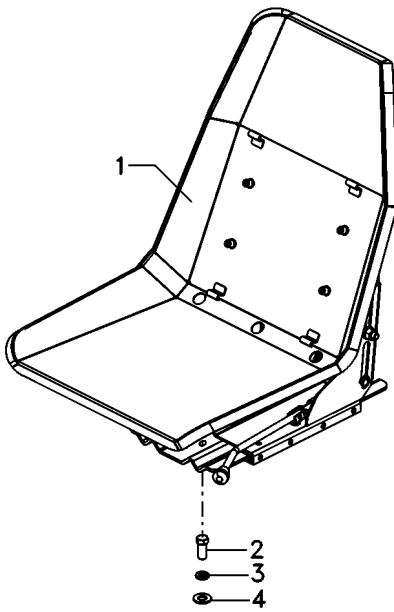
Conector
Ball Joint
Conector

105-40

- 1 487082M1
- 2 487081M1
- 3 3589563M1
- 4 487079M1
- 5 3589564M1
- 6 354039X1

- | | | |
|---------------|------------|----------------|
| 1 MOLA | SPRING | RESORTE |
| 1 ASSENTO | SEAT | ASIENTO |
| 1 ASSENTO | SEAT | ASIENTO |
| 1 PRISIONEIRO | STUD | ESPARRAGO |
| 1 CORPO | BODY | CUERPO |
| 1 CUPILHA | COTTER PIN | PASADOR DOUBLE |

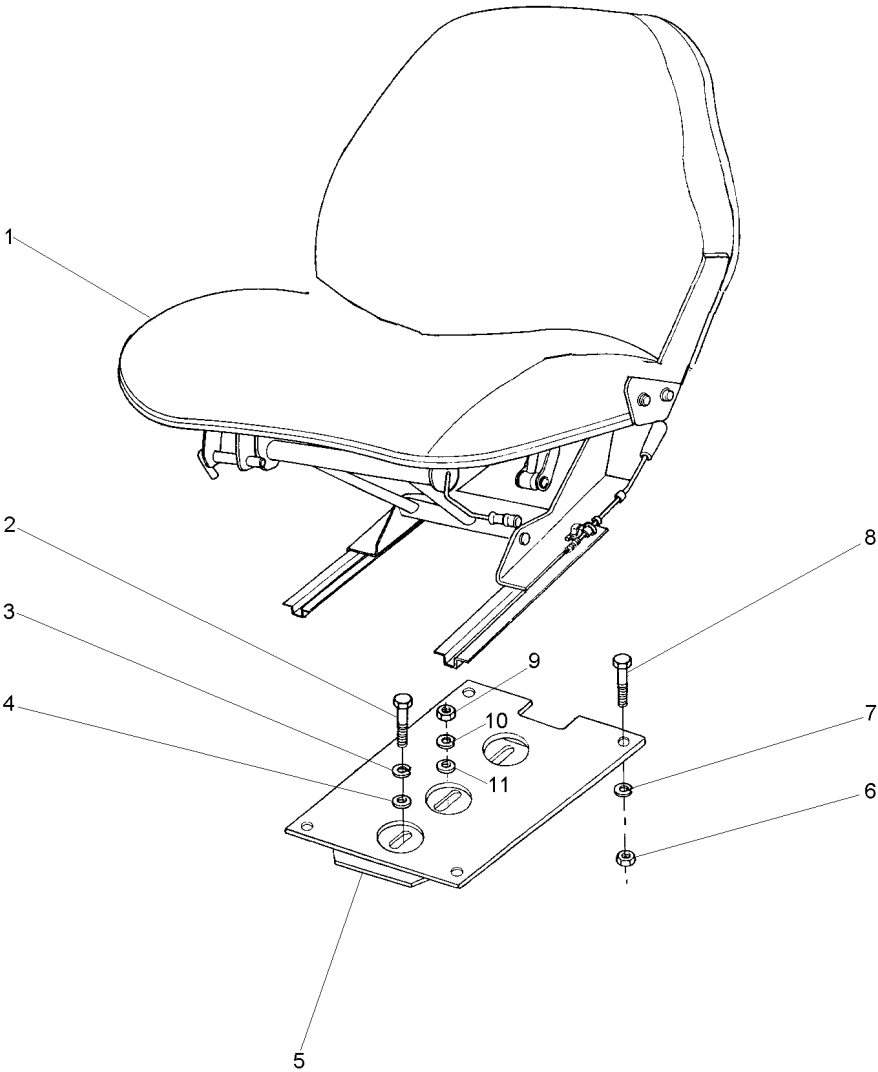


Assento Seat Asiento		105-45	Tratores Compacto Compact Tractors Tractores Compacto		
	1 6212947M91 [B] 1 6220549M91 [A] 2 353699X1 3 353432X1 4 353758X1		1 C.J. ASSENTO 1 C.J. ASSENTO 2 PARAFUSO 2 ARRUELA 2 ARRUELA	KIT, SEAT KIT, SEAT BOLT WASHER WASHER	ASIENTO JUEGO ASIENTO JUEGO PERNO ARANDELA ARANDELA
	[A] COM CINTO DE SEGURANÇA WITH SEAT BEALT CON CINTURON DE SEGURIDAD				
	[B] SEM CINTO DE SEGURANÇA WITHOUT SEAT BEALT SIN CINTURON DE SEGURIDAD				
T0222037	2910Z010	C025002 E06 (1)	06/09	105-45	

Assento
Seat
Asiento

Sem Cinto De Segurança
Without Seat Belt
Sim Cinturon

105-50



- 1 051582N1
- 2 339401X1
- 3 353432X1
- 4 353432X1
- 5 057787S1
- 6 355565X1
- 7 353446X1
- 8 353677X1
- 9 353426X1
- 10 339376X1
- 11 390734X1

M10X1,5X25

5/16x18

5/16x18x3/4
7/16x20

- 1 CJ. ASSENTO
- 4 PARAFUSO
- 1 ARRUELA
- 1 ARRUELA
- 1 SUPORTE
- 4 PORCA
- 4 ARRUELA
- 4 PARAFUSO
- 1 PORCA
- 4 ARRUELA
- 4 ARRUELA

- KIT, SEAT
- BOLT
- WASHER
- WASHER
- BRACKET
- NUT
- WASHER
- BOLT
- NUT
- WASHER
- WASHER

- ASIENTO JUEGO
- PERNO
- ARANDELA
- ARANDELA
- SOPORTE
- TUERCA
- ARANDELA
- PERNO
- TUERCA
- ARANDELA
- ARANDELA

Assento
Seat
Asiento

Super Estreito
Super Narrow
Super Estrecho

105-55

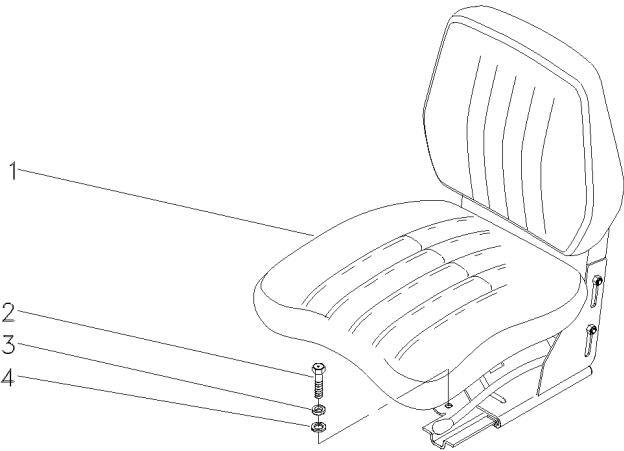
- 1 051582N1
- 2 353699X1
- 3 353432X1
- 4 339376X1

7/16x14x1.1/8

- 1 CJ. ASSENTO
- 2 PARAFUSO
- 2 ARRUELA
- 2 ARRUELA

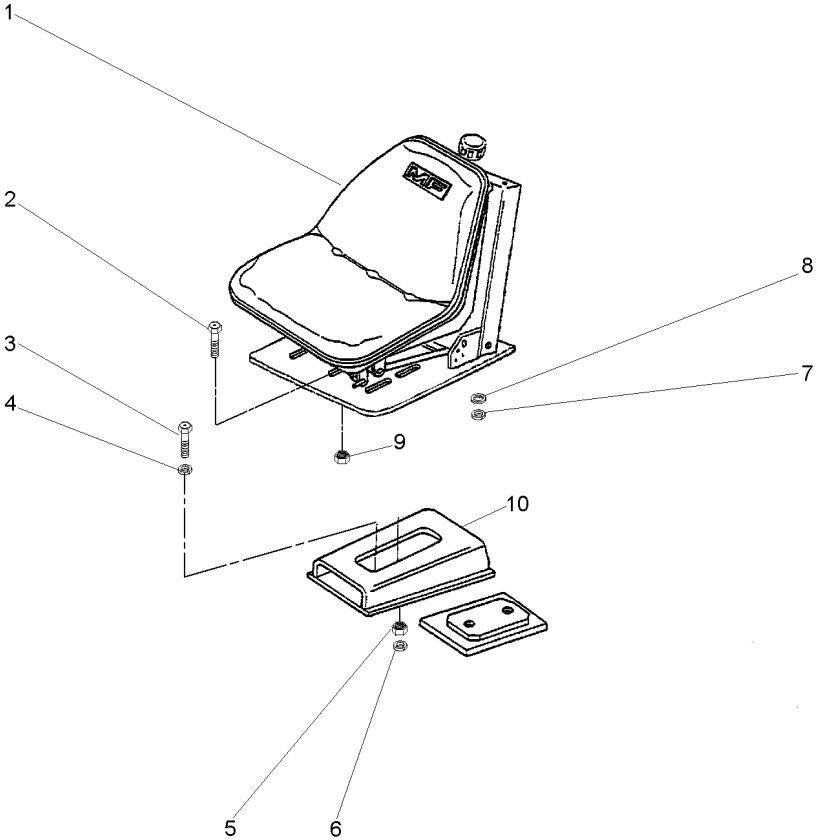
- KIT, SEAT
- BOLT
- WASHER
- WASHER

- ASIENTO JUEGO
- PERNO
- ARANDELA
- ARANDELA



Assento
Seat
Asiento

105-60



- 1 059483N1
- 2 353677X1
- 3 353699X1
- 4 353432X1
- 5 353426X1
- 6 353432X1
- 7 353446X1
- 8 829185M1
- 9 355565X1
- 10 057787S1

- 1 C.J. ASSENTO
- 4 PARAFUSO
- 1 PARAFUSO
- 1 ARRUELA
- 1 PORCA
- 1 ARRUELA
- 4 ARRUELA
- 4 ARRUELA
- 4 PORCA
- 1 SUPORTE

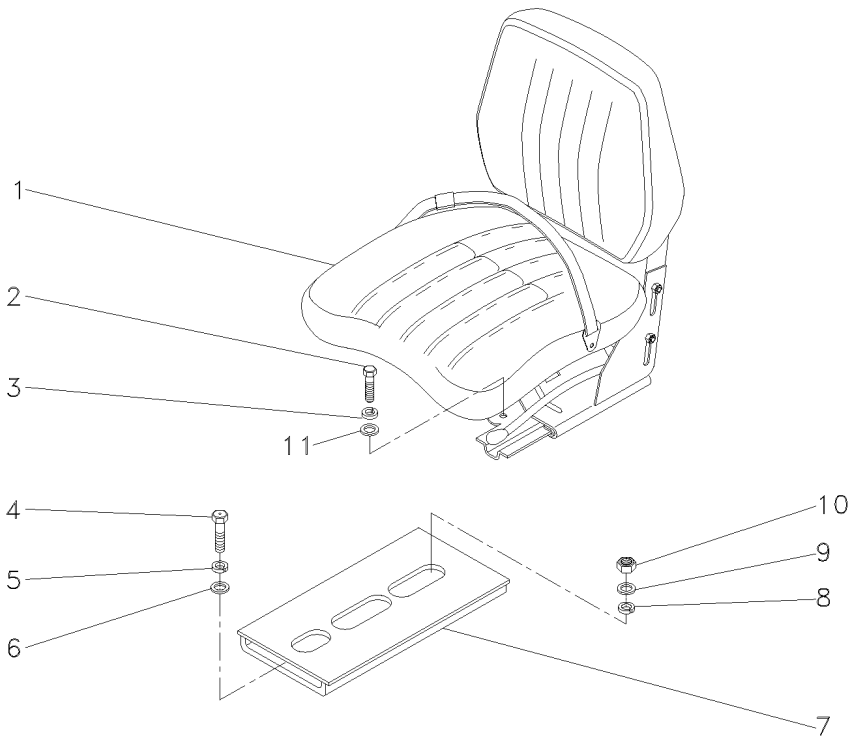
- KIT, SEAT
- BOLT
- BOLT
- WASHER
- NUT
- WASHER
- WASHER
- WASHER
- NUT
- BRACKET

- ASIENTO JUEGO
- PERNO
- PERNO
- ARANDELA
- TUERCA
- ARANDELA
- ARANDELA
- ARANDELA
- TUERCA
- SOPORTE

Assento
Seat
Asiento

C/Cinto De Segurança
Seat Belt
Cinturon

105-65



- 1 050301N1
- 2 339401X1
- 3 339376X1
- 4 353699X1
- 5 353432X1
- 6 355619X1
- 7 057787S1
- 8 353432X1
- 9 355619X1
- 10 353426X1
- 11 390734X1

- 1 C.J. ASSENTO
- 4 PARAFUSO
- 4 ARRUELA
- 1 PARAFUSO
- 1 ARRUELA
- 1 ARRUELA
- 1 SUPORTE
- 1 ARRUELA
- 1 ARRUELA
- 1 PORCA
- 4 ARRUELA

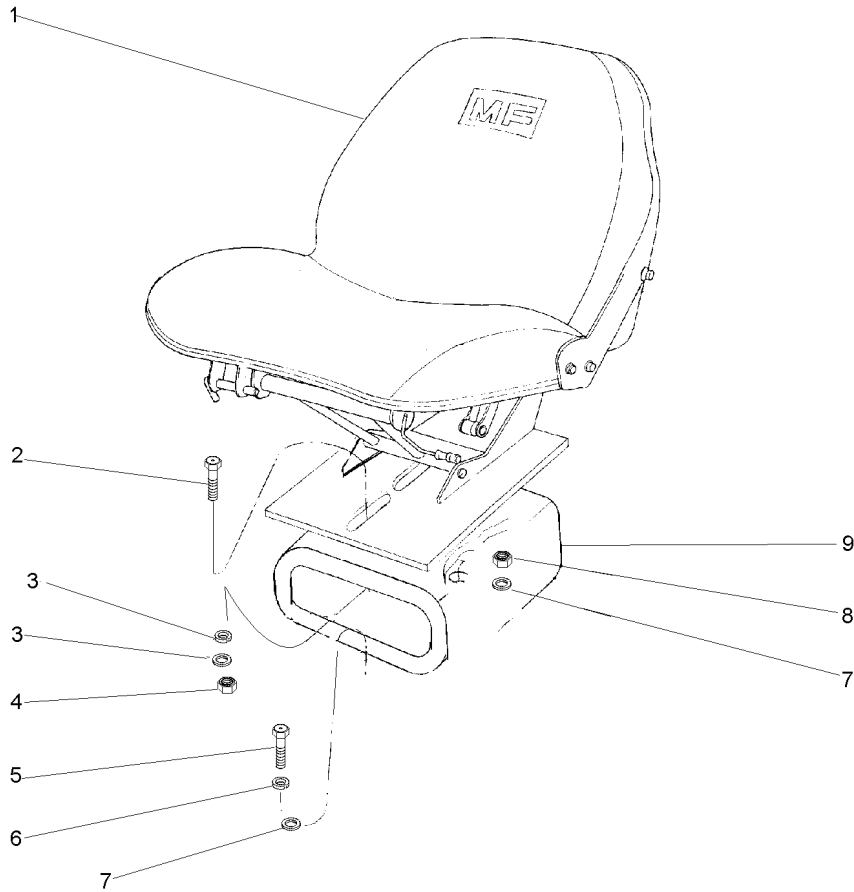
- KIT, SEAT
- BOLT
- WASHER
- BOLT
- WASHER
- WASHER
- BRACKET
- WASHER
- WASHER
- NUT
- WASHER

- ASIENTO JUEGO
- PERNO
- ARANDELA
- PERNO
- ARANDELA
- ARANDELA
- SOPORTE
- ARANDELA
- ARANDELA
- TUERCA
- ARANDELA

Assento
Seat
Asiento

Estreito
Narrow
Estrecho

105-70



- | | |
|---|----------|
| 1 | 059483N1 |
| 2 | 353699X1 |
| 3 | 353432X1 |
| 3 | 355619X1 |
| 4 | 353426X1 |
| 5 | 339401X1 |
| 6 | 339376X1 |
| 7 | 355619X1 |
| 7 | 353432X1 |
| 8 | 353426X1 |
| 9 | 057787S1 |

7/16x20x1.1/8

7/16x20
7/16x14x1.1/8

7/16x20

- | | |
|---|-------------|
| 1 | CJ. ASSENTO |
| 1 | PARAFUSO |
| 1 | ARRUELA |
| 4 | ARRUELA |
| 1 | PORCA |
| 4 | PARAFUSO |
| 4 | ARRUELA |
| 1 | ARRUELA |
| 1 | ARRUELA |
| 1 | PORCA |
| 1 | SUPORTE |

KIT, SEAT
BOLT
WASHER
WASHER
NUT
BOLT
WASHER
WASHER
WASHER
NUT
BRACKET

ASIENTO JUEGO
PERNO
ARANDELA
ARANDELA
TUERCA
PERNO
ARANDELA
ARANDELA
ARANDELA
TUERCA
SOPORTE

Assento
Seat
Asiento

105-75

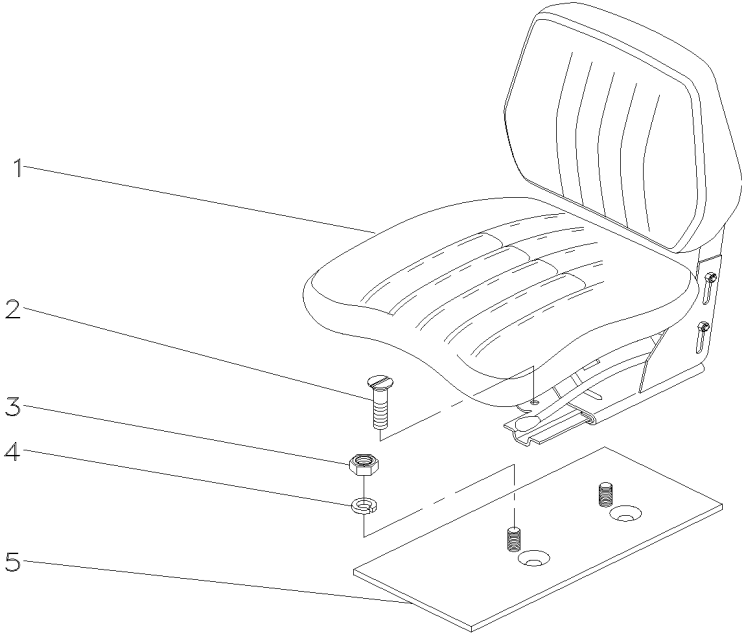
Com Suspensão
With Suspension
Con Suspensión

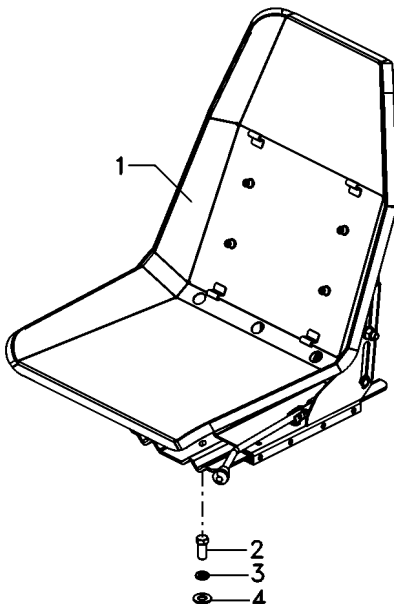
- 1 068132N1
- 2 376408X1
- 3 339402X1
- 4 353432X1
- 5 058017S1

- 1 C.J. ASSENTO
- 2 PARAFUSO
- 2 PORCA
- 2 ARRUELA
- 1 SUPORTE

- KIT, SEAT
- BOLT
- NUT
- WASHER
- BRACKET

- ASIENTO JUEGO
- PERNO
- TUERCA
- ARANDELA
- SOPORTE

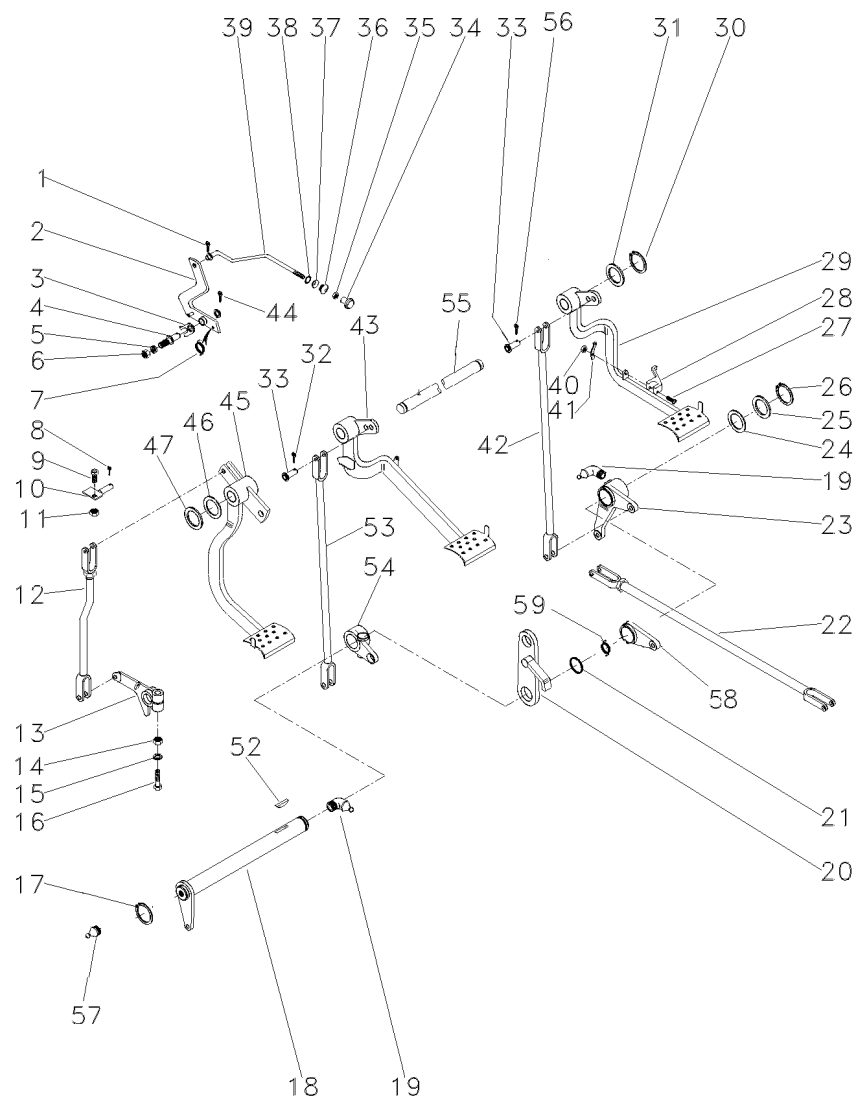


Assento Seat Asiento		105-80	Tratores Compacto Compact Tractors Tractores Compacto		
	1 6212947M91 [B] 1 6220549M91 [A] 2 353699X1 3 353432X1 4 353758X1		1 CJ. ASSENTO 1 CJ. ASSENTO 2 PARAFUSO 2 ARRUELA 2 ARRUELA	KIT, SEAT KIT, SEAT BOLT WASHER WASHER	ASIENTO JUEGO ASIENTO JUEGO PERNO ARANDELA ARANDELA
	[A] COM CINTO DE SEGURANÇA WITH SEAT BEALT CON CINTURON DE SEGURIDAD				
	[B] SEM CINTO DE SEGURANÇA WITHOUT SEAT BEALT SIN CINTURON DE SEGURIDAD				
T0222039	2910Z011	C025002 E06 (1)	06/09	105-80	

Pedais Do Freio E Embreagem
Foot Pedals And Linkage
Pedales Y Varillaje

105-85

4 Rodas Motrizes - Estreito
4 Wheels Drive - Narrow
4 Ruedas Motriz - Estrecho



- 1 361332X1
- 2 064449S1
- 3 181150M1
- 4 3588673M1
- 5 339376X1
- 6 339402X1
- 7 2802224M1
- 8 195708M1
- 9 353540X1
- 10 027549S1
- 11 353430X1
- 12 026648N1
- 13 058425P1
- 14 353437X1
- 15 353439X1
- 16 353888X1
- 17 352438X1
- 18 036854S1
- 19 29951X1
- 20 2800888M91
- 21 1001489M1
- 22 037033N1
- 23 036857N1
- 24 1482675M1
- 24 1482677M1
- 25 1482670M1
- 26 339469X1
- 27 361203X1
- 28 3589503M1
- 29 058628N1
- 30 352438X1
- 31 3145369M1
- 32 354059X1
- 33 832813M1
- 34 487096M1
- 35 357515X1
- 36 2801075M1
- 37 2801172M1
- 38 2801154M1
- 39 027955P1
- 40 195663M1
- 41 181958M1
- 42 022524S1
- 43 057471N1
- 44 354055X1
- 45 068003N1
- 46 1669096M2
- 47 180812M1

👁 105-200 No

👁 105-180 No

👁 105-170 No

▶ 👁 105-160 No

▶ ▶ 👁 105-150 No

- 1 CUPILHA
- 1 ALAVANCA
- 1 TRAVA
- 1 PINO
- 1 ARRUELA
- 1 PORCA
- 1 MOLA
- 1 GRAMPO
- 1 PARAFUSO
- 1 BATENTE
- 1 PORCA
- 1 CJ. TIRANTE
- 1 BRAÇO
- 1 PORCA
- 1 ARRUELA
- 1 PARAFUSO
- 1 ANEL TRAVA
- 1 ALAVANCA
- 4 GRAXEIRA
- 1 SUPORTE
- 2 ANEL "O"
- 2 CJ. TIRANTE
- 1 ALAVANCA
- X CALÇO
- X CALÇO
- 3 ARRUELA
- 1 ANEL TRAVA
- 1 PARAFUSO
- 1 TRAVA
- 1 PEDAL
- 2 ANEL TRAVA
- 2 ARRUELA
- 10 CONTRAPINO
- 10 PINO
- 1 BOTÃO
- 1 PORCA
- 1 PASSADOR
- 1 ARRUELA
- 1 ANEL
- 1 TIRANTE
- 1 PORCA
- 1 MOLA
- 1 TIRANTE
- 1 ALAVANCA
- 1 CUPILHA
- 1 PEDAL
- 4 ARRUELA
- X ARRUELA

- COTTER PIN
- LEVER
- LOCK
- PIN
- WASHER
- NUT
- SPRING
- CRAMP
- BOLT
- STOP
- NUT
- KIT, ROD
- ARM
- NUT
- WASHER
- BOLT
- CIRCLIP
- LEVER
- GREASER
- BRACKET
- O RING
- KIT, ROD
- LEVER
- SHIM
- SHIM
- WASHER
- CIRCLIP
- BOLT
- LOCK
- PEDAL
- CIRCLIP
- WASHER
- DOWEL
- PIN
- BUTTON
- NUT
- COTTER
- WASHER
- RING
- ROD
- NUT
- SPRING
- ROD
- LEVER
- COTTER PIN
- PEDAL
- WASHER
- WASHER

- PASADOR DOUBLE
- PALANCA
- RETENEDOR
- PASADOR
- ARANDELA
- TUERCA
- RESORTE
- PASADOR
- PERNO
- PARO
- TUERCA
- JUEGO DE BIELAS
- BRAZO
- TUERCA
- ARANDELA
- PERNO
- CIRCULITO
- PALANCA
- ENGRASADOR
- SOPORTE
- JUNTA TORICA
- JUEGO DE BIELAS
- PALANCA
- CALCE
- CALCE
- ARANDELA
- CIRCULITO
- PERNO
- RETENEDOR
- PEDAL
- CIRCULITO
- ARANDELA
- CENTRAJE
- PASADOR
- PULSADOR
- TUERCA
- PASADOR ABIERTO
- ARANDELA
- ARO
- VARILLA
- TUERCA
- RESORTE
- VARILLA
- PALANCA
- PASADOR DOUBLE
- PEDAL
- ARANDELA
- ARANDELA

T0211027

GU20Z001

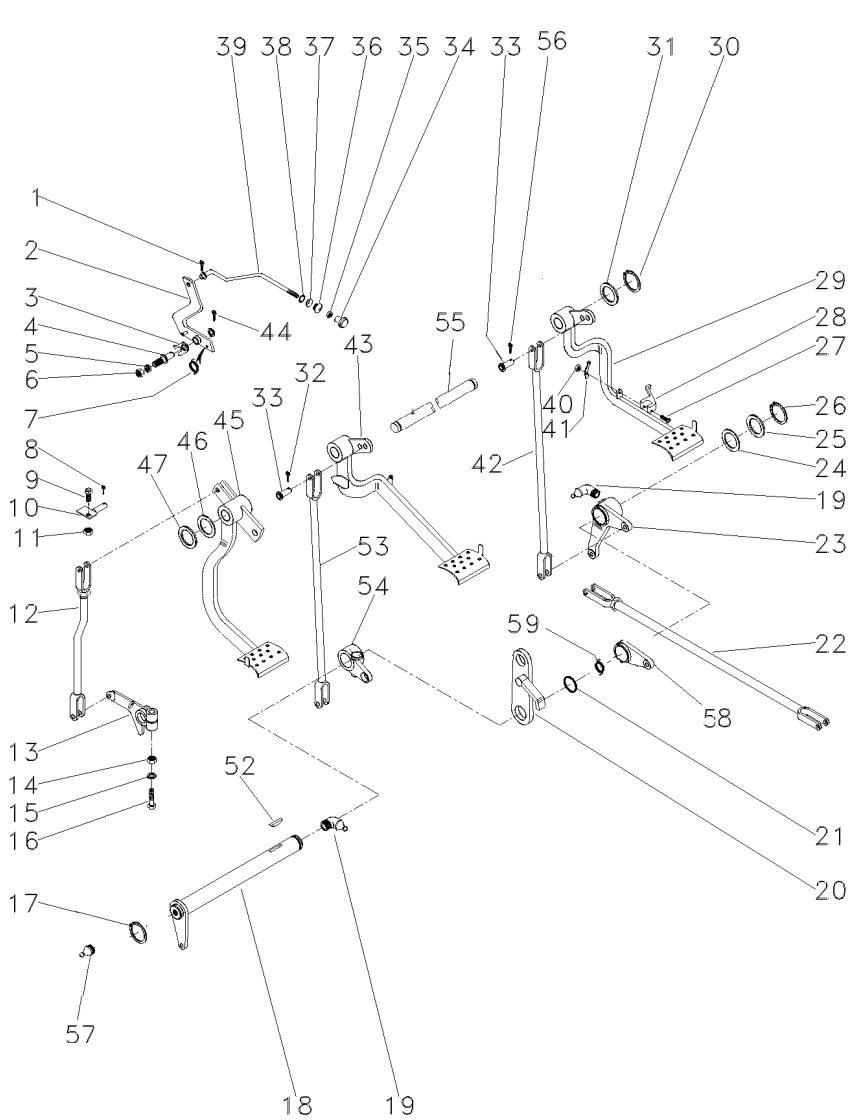
C025002 E06 (1)

06/09 105-85

Pedais Do Freio E Embreagem
Foot Pedals And Linkage
Pedales Y Varillaje

105-85

4 Rodas Motrizes - Estreito
4 Wheels Drive - Narrow
4 Ruedas Motriz - Estrecho



52 12501X
53 048833S1
54 2800894M1
55 3589498M1
56 339248X1
57 13811X1
58 058423P1
59 3700585M1



1 CHAVETA
1 TIRANTE
1 ALAVANCA
1 EIXO
1 PINO
1 GRAXEIRA
1 PLACA
1 MOLA

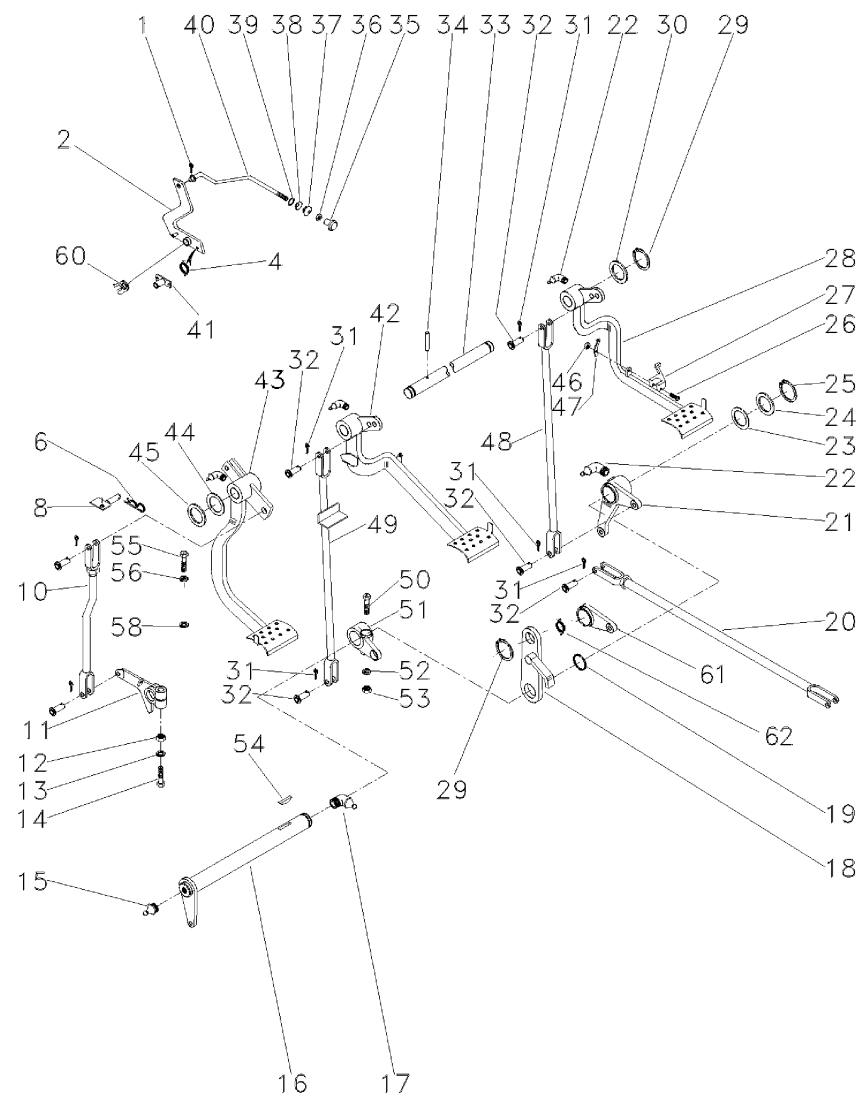
KEY
ROD
LEVER
SHAFT
PIN
GREASER
PLATE
SPRING

CLAVE
VARILLA
PALANCA
ARBOL
PASADOR
ENGRASADOR
PLATO
RESORTE

Pedais Do Freio E Embreagem
Brake Pedals And Clutch
Pedales De Freno Y Embrague

2 Rodas Motrizes
2 Wheels Drive
2 Ruedas Motriz

105-90



1 361332X1
 2 064449S1
 4 2802224M1
 6 195708M1
 8 059043S1
 10 026648N1
 11 058425P1
 12 353437X1
 13 353439X1
 14 353888X1
 15 13811X
 16 3409161M91
 17 850778M1
 18 2800888M91
 19 1001489M1
 20 187661M91
 21 2802114M91

22 29951X
 23 1482675M1
 23 1482676M1
 23 1482677M1
 24 1482670M1
 25 339469X1
 26 361203X1
 27 3589503M1
 28 027960N1

29 352438X1
 30 3145369M1
 31 354059X1
 32 832813M1
 33 3589498M1
 34 339248X1
 35 487096M1
 36 357515X1
 37 2801075M1
 38 2801172M1
 39 2801154M1
 40 027955P1
 41 027951S1
 42 027958N2

43 027750N2
 44 1669096M2
 45 180812M1
 46 195663M1
 47 181958M1
 48 022524S1
 49 046513S1

👁 105-200 No

1/2x20

1/2x20x2.3/4

👁 105-195 No

👁 105-175 No



5/16x24x1.3/4



👁 105-155 No

10x32



👁 105-165 No

👁 105-135 No

5/16x24



1 CUPILHA
 1 ALAVANCA
 1 MOLA
 1 GRAMPO
 1 BATENTE
 1 CJ. TIRANTE
 1 BRAÇO
 1 PORCA
 1 ARRUELA
 1 PARAFUSO
 1 GRAXEIRA
 1 EIXO
 1 GRAXEIRA
 1 SUPORTE
 2 ANEL "O"
 2 CJ. TIRANTE
 1 ALAVANCA

4 GRAXEIRA
 X CALÇO
 X CALÇO
 X CALÇO
 3 ARRUELA
 1 ANEL TRAVA
 1 PARAFUSO
 1 TRAVA
 1 PEDAL

2 ANEL TRAVA
 2 ARRUELA
 10 CONTRAPINO
 10 PINO
 1 EIXO
 1 PINO
 1 BOTÃO
 1 PORCA
 1 PASSADOR
 1 ARRUELA
 1 ANEL
 1 TIRANTE
 1 ARTICULADOR
 1 PEDAL

1 PEDAL
 4 ARRUELA
 X ARRUELA
 1 PORCA
 1 MOLA
 1 TIRANTE
 1 TIRANTE

COTTER PIN
 LEVER
 SPRING
 CRAMP
 STOP
 KIT, ROD
 ARM
 NUT
 WASHER
 BOLT
 GREASER
 SHAFT
 GREASER
 BRACKET
 O RING
 KIT, ROD
 LEVER

GREASER
 SHIM
 SHIM
 SHIM
 WASHER
 CIRCLIP
 BOLT
 LOCK
 PEDAL

CIRCLIP
 WASHER
 DOWEL
 PIN
 SHAFT
 PIN
 BUTTON
 NUT
 COTTER
 WASHER
 RING
 ROD
 HEAD
 PEDAL

PEDAL
 PEDAL
 WASHER
 WASHER
 NUT
 SPRING
 ROD
 ROD

PASADOR DOUBLE
 PALANCA
 RESORTE
 PASADOR
 PARO
 JUEGO DE BIELAS
 BRAZO
 TUERCA
 ARANDELA
 PERNO
 ENGRASADOR
 ARBOL
 ENGRASADOR
 SOPORTE
 JUNTA TORICA
 JUEGO DE BIELAS
 PALANCA

ENGRASADOR
 CALCE
 CALCE
 CALCE
 CALCE
 ARANDELA
 CIRCULITO
 PERNO
 RETENEDOR
 PEDAL

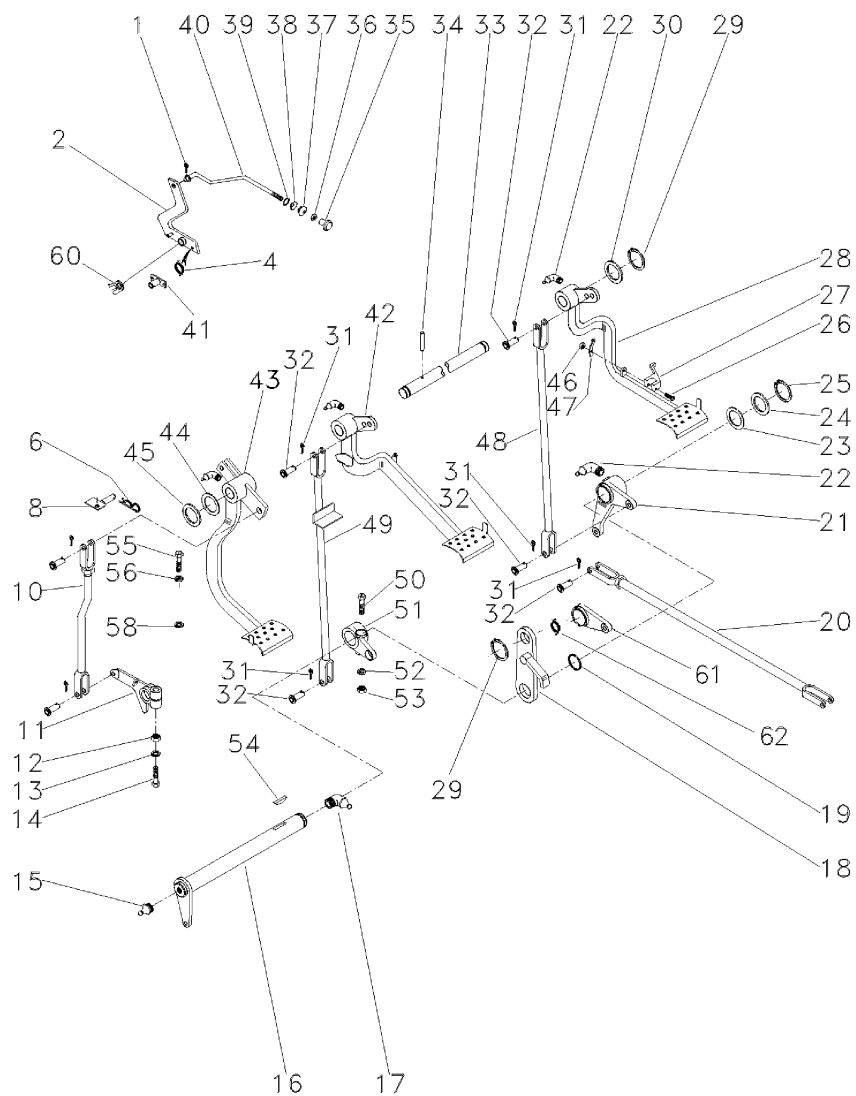
CIRCULITO
 ARANDELA
 CENTRAJE
 PASADOR
 ARBOL
 PASADOR
 PULSADOR
 TUERCA
 PASADOR ABIERTO
 ARANDELA
 ARO
 VARILLA
 CULATA
 PEDAL

PEDAL
 PEDAL
 ARANDELA
 ARANDELA
 TUERCA
 RESORTE
 VARILLA
 VARILLA

Pedais Do Freio E Embreagem
Brake Pedals And Clutch
Pedales De Freno Y Embrague

2 Rodas Motrizes
2 Wheels Drive
2 Ruedas Motriz

105-90



- 50 377563X1
- 51 2800894M1
- 52 353432X1
- 53 353426X1
- 54 12501X
- 55 377184X1
- 56 353432X1
- 58 022842P1
- 60 181150M1
- 61 058423P1
- 62 3700585M1

7/16x20x2.3/4



7/16x20

7/16x14x1.3/4

- 1 PARAFUSO
- 1 ALAVANCA
- 1 ARRUELA
- 1 PORCA
- 1 CHAVETA
- 1 PARAFUSO
- 1 ARRUELA
- 1 ESPAÇADOR
- 1 TRAVA
- 1 PLACA
- 1 MOLA

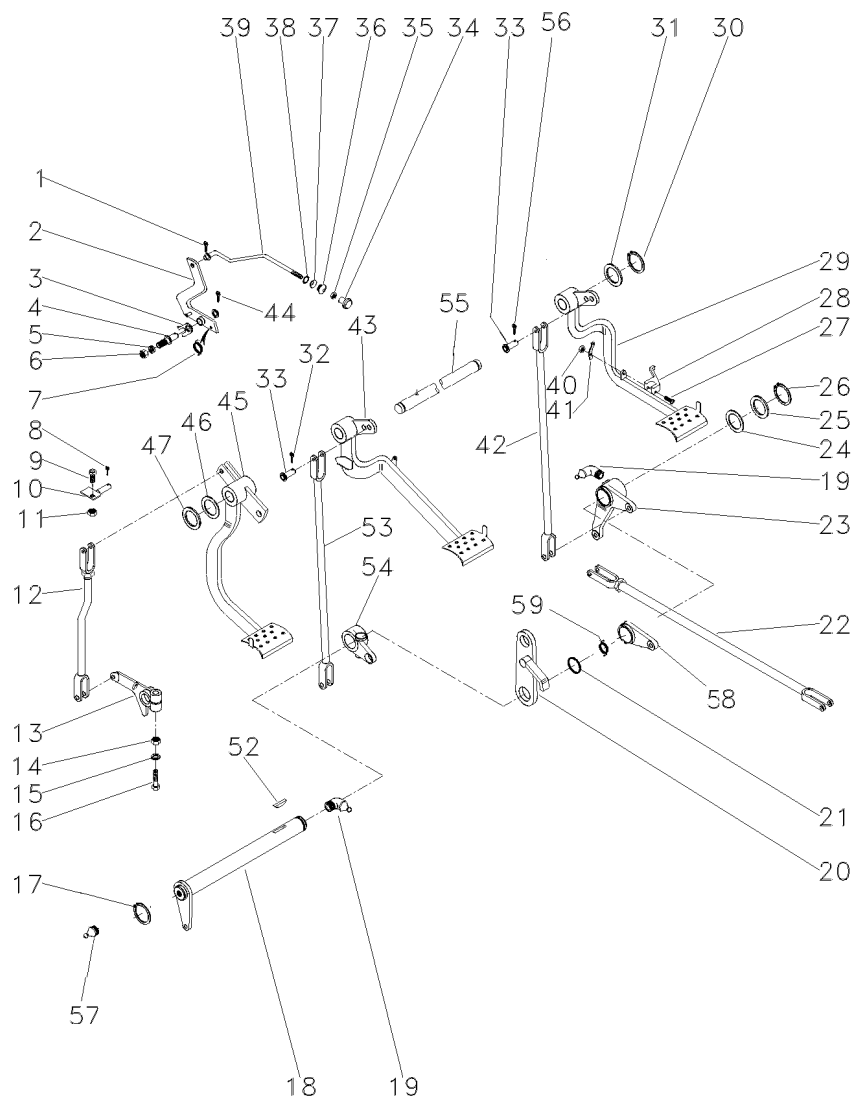
- BOLT
- LEVER
- WASHER
- NUT
- KEY
- BOLT
- WASHER
- SPACER
- LOCK
- PLATE
- SPRING

- PERNO
- PALANCA
- ARANDELA
- TUERCA
- CLAVE
- PERNO
- ARANDELA
- PIEZA DISTANCIA
- RETENEDOR
- PLATO
- RESORTE

Pedais De Embreagem E Freio
Clutch And Brake Pedals
Pedales De Embrayage Y Del Freno

105-95

4 Rodas Motrizes - Com Redutor De Velocidade
4 Wheels Drive - With Creeper
4 Ruedas Motriz - Con Reducción De Velocidad



- 1 361332X1
- 2 027948S1
- 3 181150M1
- 4 3588673M1
- 5 339376X1
- 6 339402X1
- 7 2802224M1
- 8 195708M1
- 9 353540X1
- 10 027549S1
- 11 353430X1
- 12 026648N1
- 13 058425P1
- 14 353437X1
- 15 353439X1
- 16 353888X1
- 17 352438X1
- 18 036854S1
- 19 29951X1
- 20 2800888M91
- 21 1001489M1
- 22 054364N1
- 23 036857N1
- 24 1482675M1
- 24 1482677M1
- 25 1482670M1
- 26 339469X1
- 27 361203X1
- 28 3589503M1
- 29 027960N1
- 30 352438X1
- 31 3145369M1
- 32 354059X1
- 33 832813M1
- 34 487096M1
- 35 357515X1
- 36 2801075M1
- 37 2801172M1
- 38 2801154M1
- 39 027955P1
- 40 195663M1
- 41 181958M1
- 42 022524S1
- 43 027958N2
- 44 354055X1
- 45 027750N2
- 46 1669096M2
- 47 180812M1

105-200 No

105-190 No

105-170 No

105-155 No

105-165 No

105-135 No

- 1 CUPILHA
- 1 ALAVANCA
- 1 TRAVA
- 1 PINO
- 1 ARRUELA
- 1 PORCA
- 1 MOLA
- 1 GRAMPO
- 1 PARAFUSO
- 1 BATENTE
- 1 PORCA
- 1 CJ. TIRANTE
- 1 BRAÇO
- 1 PORCA
- 1 ARRUELA
- 1 PARAFUSO
- 1 ANEL TRAVA
- 1 ALAVANCA
- 4 GRAXEIRA
- 1 SUPORTE
- 2 ANEL "O"
- 2 CJ. TIRANTE
- 1 ALAVANCA
- X CALÇO
- X CALÇO
- 3 ARRUELA
- 1 ANEL TRAVA
- 1 PARAFUSO
- 1 TRAVA
- 1 PEDAL
- 2 ANEL TRAVA
- 2 ARRUELA
- 10 CONTRAPINO
- 10 PINO
- 1 BOTÃO
- 1 PORCA
- 1 PASSADOR
- 1 ARRUELA
- 1 ANEL
- 1 TIRANTE
- 1 PORCA
- 1 MOLA
- 1 TIRANTE
- 1 PEDAL
- 1 CUPILHA
- 1 PEDAL
- 4 ARRUELA
- X ARRUELA

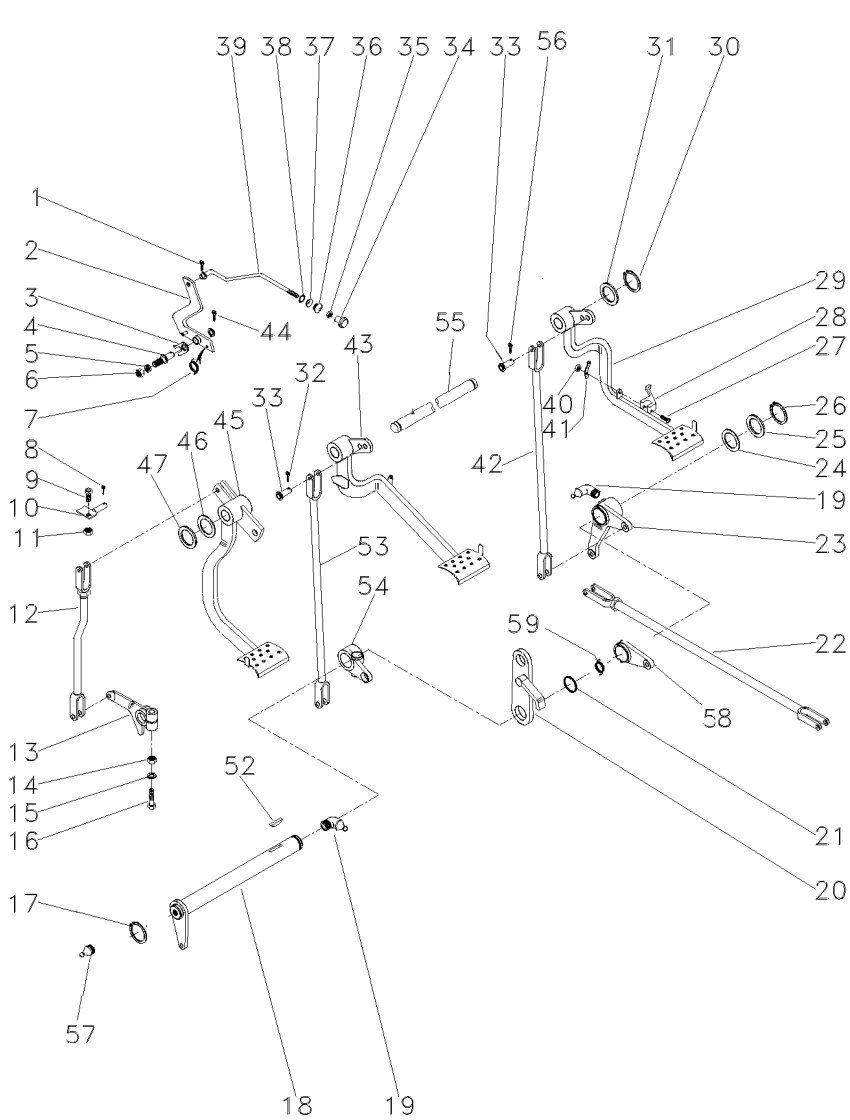
- COTTER PIN
- LEVER
- LOCK
- PIN
- WASHER
- NUT
- SPRING
- CRAMP
- BOLT
- STOP
- NUT
- KIT, ROD
- ARM
- NUT
- WASHER
- BOLT
- CIRCLIP
- LEVER
- GREASER
- BRACKET
- O RING
- KIT, ROD
- LEVER
- SHIM
- SHIM
- WASHER
- CIRCLIP
- BOLT
- LOCK
- PEDAL
- CIRCLIP
- WASHER
- DOWEL
- PIN
- BUTTON
- NUT
- COTTER
- WASHER
- RING
- ROD
- NUT
- SPRING
- ROD
- PEDAL
- COTTER PIN
- PEDAL
- WASHER
- WASHER

- PASADOR DOUBLE
- PALANCA
- RETENEDOR
- PASADOR
- ARANDELA
- TUERCA
- RESORTE
- PASADOR
- PERNO
- PARO
- TUERCA
- JUEGO DE BIELAS
- BRAZO
- TUERCA
- ARANDELA
- PERNO
- CIRCULITO
- PALANCA
- ENGRASADOR
- SOPORTE
- JUNTA TORICA
- JUEGO DE BIELAS
- PALANCA
- CALCE
- CALCE
- ARANDELA
- CIRCULITO
- PERNO
- RETENEDOR
- PEDAL
- CIRCULITO
- ARANDELA
- CENTRAJE
- PASADOR
- PULSADOR
- TUERCA
- PASADOR ABIERTO
- ARANDELA
- ARO
- VARILLA
- TUERCA
- RESORTE
- VARILLA
- PEDAL
- PASADOR DOUBLE
- PEDAL
- ARANDELA
- ARANDELA

Pedais De Embreagem E Freio
Clutch And Brake Pedals
Pedales De Embrayage Y Del Freno

105-95

4 Rodas Motrizes - Com Redutor De Velocidade
4 Wheels Drive - With Creeper
4 Ruedas Motriz - Con Reducción De Velocidad



52 12501X
53 046513S1
54 2800894M1
55 3589498M1
56 339248X1
57 13811X1
58 058423P1
59 3700585M1

1 CHAVETA
1 TIRANTE
1 ALAVANCA
1 EIXO
1 PINO
1 GRAXEIRA
1 PLACA
1 MOLA

KEY
ROD
LEVER
SHAFT
PIN
GREASER
PLATE
SPRING

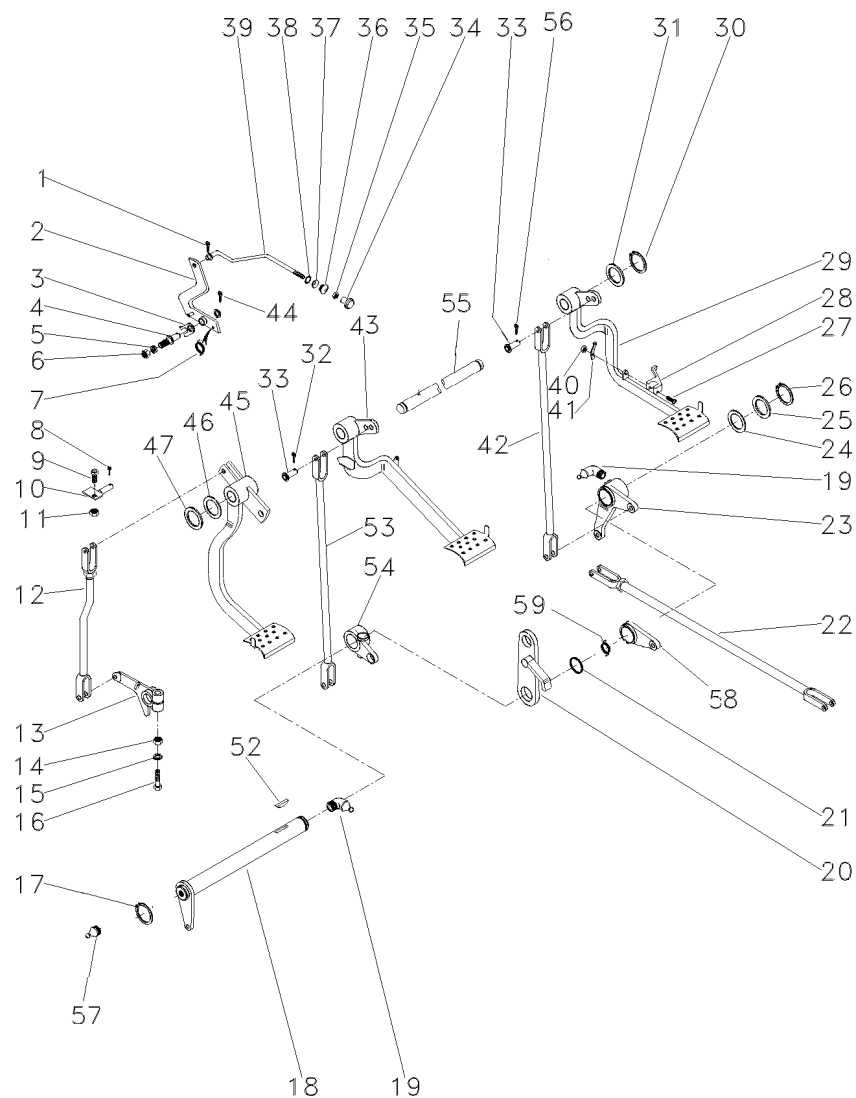
CLAVE
VARILLA
PALANCA
ARBOL
PASADOR
ENGRASADOR
PLATO
RESORTE

Pedais Do Freio E Embreagem
Brake Pedals And Clutch
Pedales De Freno Y Embrague

2 Rodas Motrizes
2 Wheels Drive
2 Ruedas Motriz

105-100

Com Redutor De Velocidade
With Creeper
Con Reducción De Velocidad



- 1 361332X1
- 2 027948S1
- 3 181150M1
- 4 3588673M1
- 5 339376X1
- 6 339402X1
- 7 2802224M1
- 8 195708M1
- 9 353540X1
- 10 027549S1
- 11 353430X1
- 12 026648N1
- 13 058425P1
- 14 353437X1
- 15 353439X1
- 16 353888X1
- 17 352438X1
- 18 3409161M91
- 19 29951X1
- 20 2800888M91
- 21 1001489M1
- 22 3146699M91
- 23 2802114M91
- 24 1482675M1
- 24 1482677M1
- 25 1482670M1
- 26 339469X1
- 27 361203X1
- 28 3589503M1
- 29 027960N1
- 30 352438X1
- 31 3145369M1
- 32 354059X1
- 33 832813M1
- 34 487096M1
- 35 357515X1
- 36 2801075M1
- 37 2801172M1
- 38 2801154M1
- 39 027955P1
- 40 195663M1
- 41 181958M1
- 42 022524S1
- 43 027958N2
- 44 354055X1
- 45 027750N2
- 46 1669096M2
- 47 180812M1

👁 105-200 No

👁 105-185 No

👁 105-175 No

▶ 👁 105-155 No

▶ 👁 105-165 No

👁 105-135 No

- 1 CUPILHA
- 1 ALAVANCA
- 1 TRAVA
- 1 PINO
- 1 ARRUELA
- 1 PORCA
- 1 MOLA
- 1 GRAMPO
- 1 PARAFUSO
- 1 BATENTE
- 1 PORCA
- 1 CJ. TIRANTE
- 1 BRAÇO
- 1 PORCA
- 1 ARRUELA
- 1 PARAFUSO
- 1 ANEL TRAVA
- 1 EIXO
- 4 GRAXEIRA
- 1 SUPORTE
- 2 ANEL "O"
- 2 CJ. TIRANTE
- 1 ALAVANCA
- X CALÇO
- X CALÇO
- 3 ARRUELA
- 1 ANEL TRAVA
- 1 PARAFUSO
- 1 TRAVA
- 1 PEDAL
- 2 ANEL TRAVA
- 2 ARRUELA
- 10 CONTRAPINO
- 10 PINO
- 1 BOTÃO
- 1 PORCA
- 1 PASSADOR
- 1 ARRUELA
- 1 ANEL
- 1 TIRANTE
- 1 PORCA
- 1 MOLA
- 1 TIRANTE
- 1 PEDAL
- 1 CUPILHA
- 1 PEDAL
- 4 ARRUELA
- X ARRUELA

- COTTER PIN
- LEVER
- LOCK
- PIN
- WASHER
- NUT
- SPRING
- CRAMP
- BOLT
- STOP
- NUT
- KIT, ROD
- ARM
- NUT
- WASHER
- BOLT
- CIRCLIP
- SHAFT
- GREASER
- BRACKET
- O RING
- KIT, ROD
- LEVER
- SHIM
- SHIM
- WASHER
- CIRCLIP
- BOLT
- LOCK
- PEDAL
- CIRCLIP
- WASHER
- DOWEL
- PIN
- BUTTON
- NUT
- COTTER
- WASHER
- RING
- ROD
- NUT
- SPRING
- ROD
- PEDAL
- COTTER PIN
- PEDAL
- WASHER
- WASHER

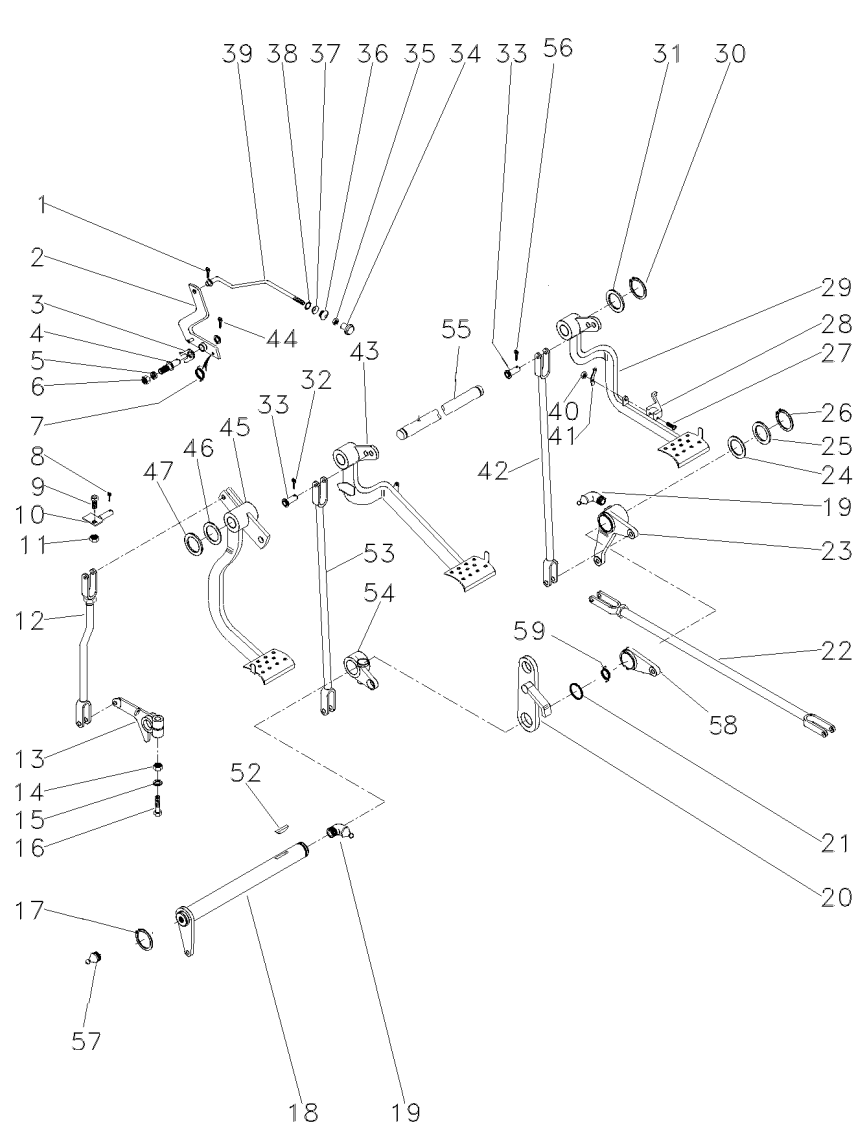
- PASADOR DOUBLE
- PALANCA
- RETENEDOR
- PASADOR
- ARANDELA
- TUERCA
- RESORTE
- PASADOR
- PERNO
- PARO
- TUERCA
- JUEGO DE BIELAS
- BRAZO
- TUERCA
- ARANDELA
- PERNO
- CIRCULITO
- ARBOL
- ENGRASADOR
- SOPORTE
- JUNTA TORICA
- JUEGO DE BIELAS
- PALANCA
- CALCE
- CALCE
- ARANDELA
- CIRCULITO
- PERNO
- RETENEDOR
- PEDAL
- CIRCULITO
- ARANDELA
- CENTRAJE
- PASADOR
- PULSADOR
- TUERCA
- PASADOR ABIERTO
- ARANDELA
- ARO
- VARILLA
- TUERCA
- RESORTE
- VARILLA
- PEDAL
- PASADOR DOUBLE
- PEDAL
- ARANDELA
- ARANDELA

Pedais Do Freio E Embreagem
Brake Pedals And Clutch
Pedales De Freno Y Embrague

2 Rodas Motrizes
2 Wheels Drive
2 Ruedas Motriz

105-100

Com Redutor De Velocidade
With Creeper
Con Reducción De Velocidad



52 12501X
 53 046513S1
 54 2800894M1
 55 3589498M1
 56 339248X1
 57 13811X1
 58 058423P1
 59 3700585M1



1 CHAVETA
 1 TIRANTE
 1 ALAVANCA
 1 EIXO
 1 PINO
 1 GRAXEIRA
 1 PLACA
 1 MOLA

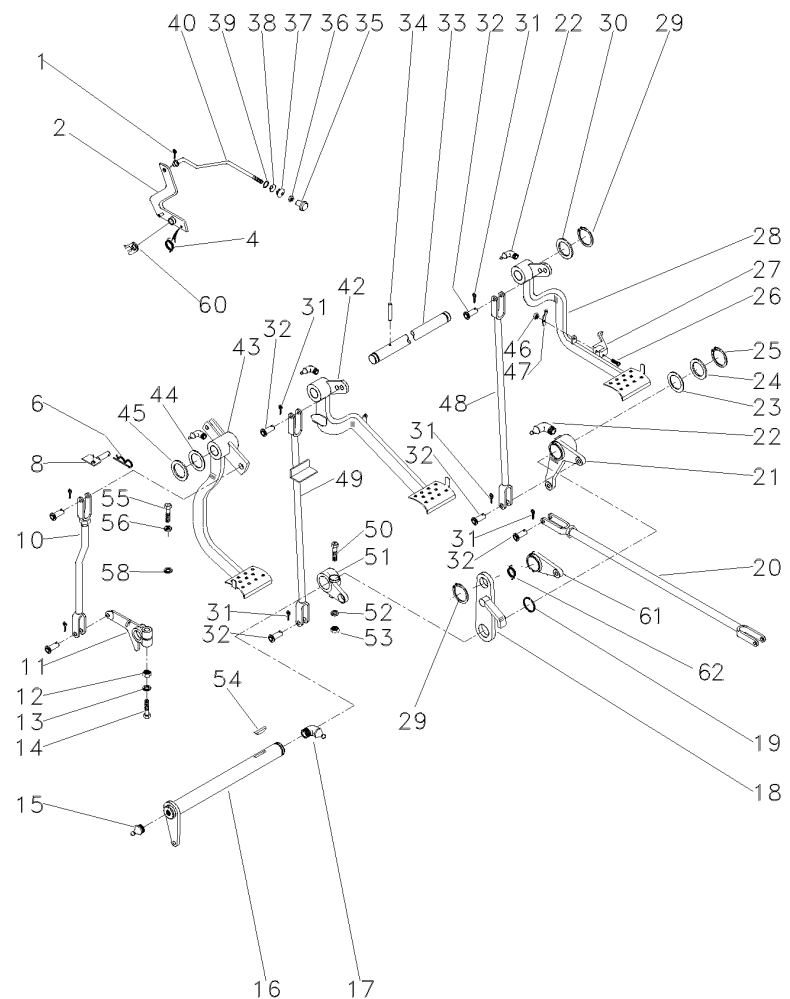
KEY
 ROD
 LEVER
 SHAFT
 PIN
 GREASER
 PLATE
 SPRING

CLAVE
 VARILLA
 PALANCA
 ARBOL
 PASADOR
 ENGRASADOR
 PLATO
 RESORTE

Pedais Do Freio E Embreagem
Brake Pedals And Clutch
Pedales De Freno Y Embrague

4 Rodas Motrizes
4 Wheels Drive
4 Ruedas Motriz

105-105



1 361332X1
 2 064449S1
 4 2802224M1
 6 195708M1
 8 059043S1
 10 026648N1
 11 058425P1
 12 353437X1
 13 353439X1
 14 353888X1
 15 13811X
 16 036854S1
 17 850778M1
 18 2800888M91
 19 1001489M1
 20 037033N1
 21 036857N1

22 29951X
 23 1482675M1
 23 1482676M1
 23 1482677M1
 24 1482670M1
 25 339469X1
 26 361203X1
 27 3589503M1
 28 027960N1
 29 352438X1
 30 3145369M1
 31 354059X1
 32 832813M1
 33 3589498M1
 34 339248X1
 35 487096M1
 36 357515X1
 37 2801075M1
 38 2801172M1
 39 2801154M1
 40 064453P1
 42 027958N2

43 027750N2
 44 1669096M2
 45 180812M1
 46 195663M1
 47 181958M1
 48 022524S1
 49 046513S1
 50 377563X1
 51 2800894M1

👁 105-200 No

1/2X20

1/2x20x2.3/4

👁 105-180 No

👁 105-170 No



5/16x24x1.3/4



10X32

👁 105-165 No

👁 105-135 No

5/16x24



7/16x20x2.3/4



1 CUPILHA
 1 ALAVANCA
 1 MOLA
 1 GRAMPO
 1 BATENTE
 1 CJ. TIRANTE
 1 BRAÇO
 1 PORCA
 1 ARRUELA
 1 PARAFUSO
 1 GRAXEIRA
 1 ALAVANCA
 1 GRAXEIRA
 1 SUPORTE
 2 ANEL "O"
 2 CJ. TIRANTE
 1 ALAVANCA

4 GRAXEIRA
 X CALÇO
 X CALÇO
 X CALÇO
 3 ARRUELA
 1 ANEL TRAVA
 1 PARAFUSO
 1 TRAVA
 1 PEDAL
 2 ANEL TRAVA
 2 ARRUELA
 10 CONTRAPINO
 10 PINO
 1 EIXO
 1 PINO
 1 BOTÃO
 1 PORCA
 1 PASSADOR
 1 ARRUELA
 1 ANEL
 1 TIRANTE
 1 PEDAL

1 PEDAL
 4 ARRUELA
 X ARRUELA
 1 PORCA
 1 MOLA
 1 TIRANTE
 1 TIRANTE
 1 PARAFUSO
 1 ALAVANCA

COTTER PIN
 LEVER
 SPRING
 CRAMP
 STOP
 KIT, ROD
 ARM
 NUT
 WASHER
 BOLT
 GREASER
 LEVER
 GREASER
 BRACKET
 O RING
 KIT, ROD
 LEVER

GREASER
 SHIM
 SHIM
 SHIM
 WASHER
 CIRCLIP
 BOLT
 LOCK
 PEDAL
 CIRCLIP
 WASHER
 DOWEL
 PIN
 SHAFT
 PIN
 BUTTON
 NUT
 COTTER
 WASHER
 RING
 ROD
 PEDAL

PEDAL
 WASHER
 WASHER
 NUT
 SPRING
 ROD
 ROD
 BOLT
 LEVER

PASADOR DOUBLE
 PALANCA
 RESORTE
 PASADOR
 PARO
 JUEGO DE BIELAS
 BRAZO
 TUERCA
 ARANDELA
 PERNO
 ENGRASADOR
 PALANCA
 ENGRASADOR
 SOPORTE
 JUNTA TORICA
 JUEGO DE BIELAS
 PALANCA

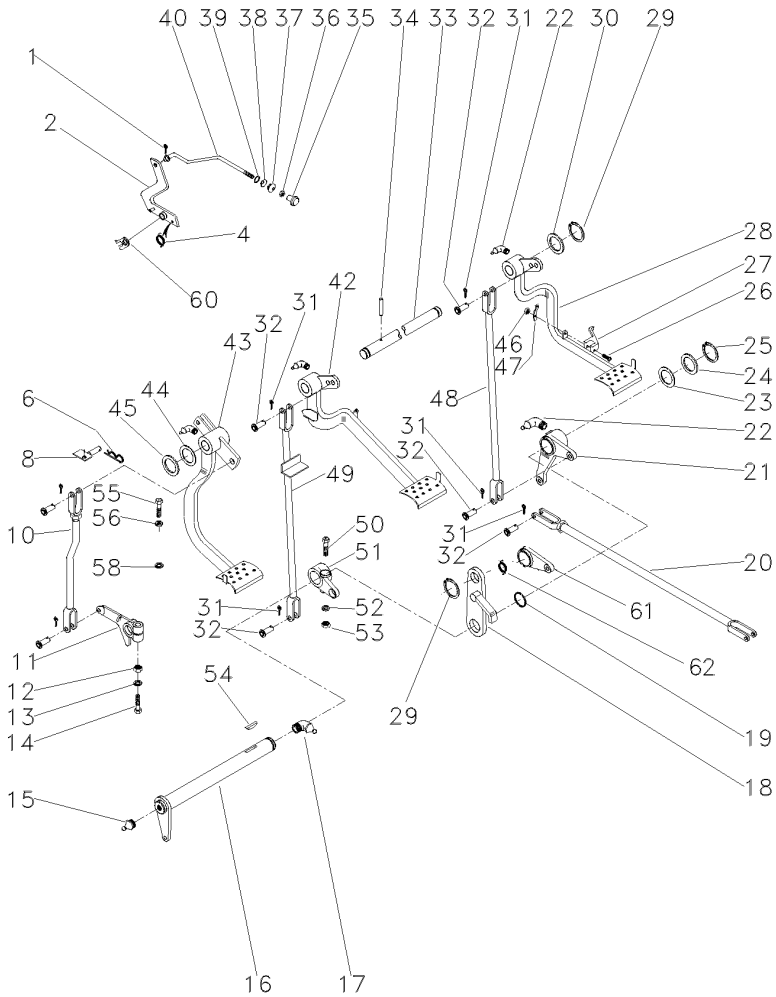
ENGRASADOR
 CALCE
 CALCE
 CALCE
 ARANDELA
 CIRCULITO
 PERNO
 RETENEDOR
 PEDAL
 CIRCULITO
 ARANDELA
 CENTRAJE
 PASADOR
 ARBOL
 PASADOR
 PULSADOR
 TUERCA
 PASADOR ABIERTO
 ARANDELA
 ARO
 VARILLA
 PEDAL

PEDAL
 ARANDELA
 ARANDELA
 TUERCA
 RESORTE
 VARILLA
 VARILLA
 PERNO
 PALANCA

Pedais Do Freio E Embreagem
Brake Pedals And Clutch
Pedales De Freno Y Embrague

4 Rodas Motrizes
4 Wheels Drive
4 Ruedas Motriz

105-105



- 52 353432X1
- 53 353426X1
- 54 12501X
- 55 377184X1
- 56 353432X1
- 58 022842P1
- 60 181150M1
- 61 058423P1
- 62 3700585M1

7/16x20
7/16x14x1.3/4

- 1 ARRUELA
- 1 PORCA
- 1 CHAVETA
- 1 PARAFUSO
- 1 ARRUELA
- 1 ESPAÇADOR
- 1 TRAVA
- 1 PLACA
- 1 MOLA

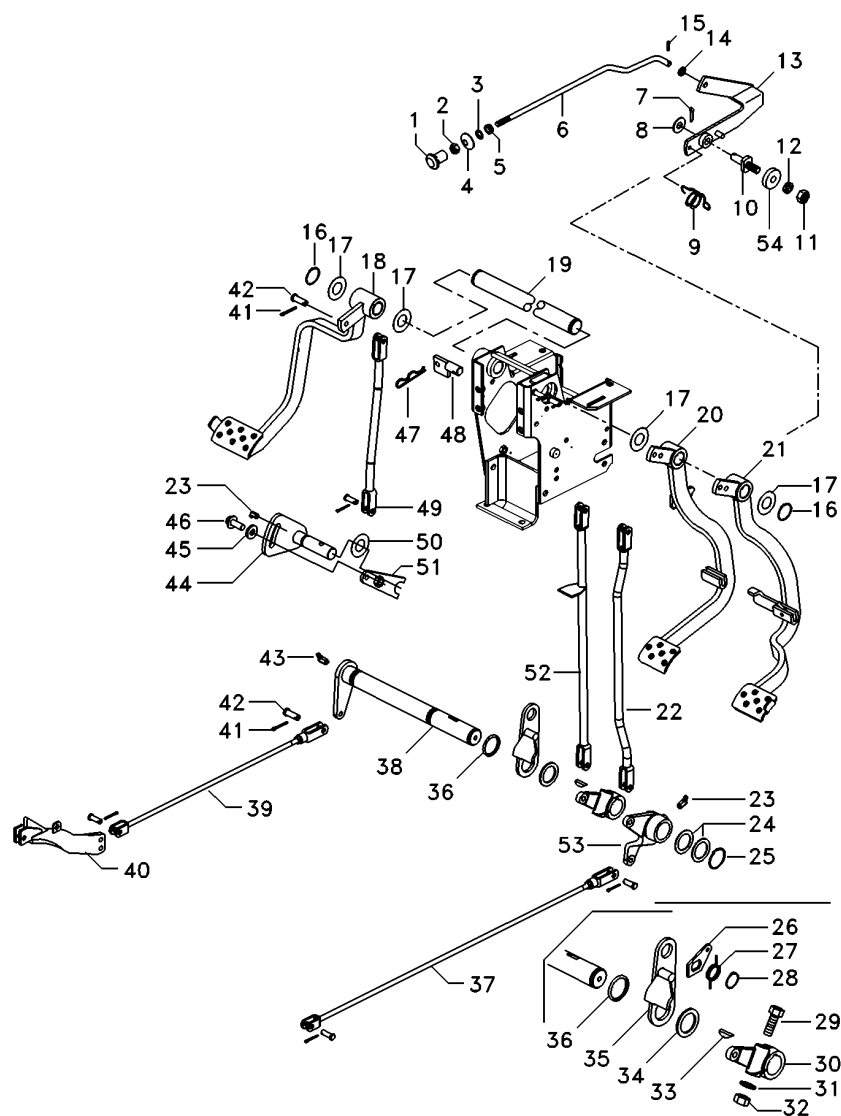
- WASHER
- NUT
- KEY
- BOLT
- WASHER
- SPACER
- LOCK
- PLATE
- SPRING

- ARANDELA
- TUERCA
- CLAVE
- PERNO
- ARANDELA
- PIEZA DISTANCIA
- RETENEDOR
- PLATO
- RESORTE

Pedais Do Freio E Embreagem
Foot Pedals And Linkage
Pedales Y Varillaje

105-110

4 Rodas Motrizes/Estreito - Tração Lateral
4 Wheels Drive/Narrow - Side Drive
4 Ruedas Motriz/Estrecho - Tracción Lateral



- 1 487096M1
- 2 357515X1
- 3 2801154M1
- 4 2801172M1
- 5 2801075M1
- 6 064453P1
- 7 354048X1
- 8 391166X1
- 9 2802224M1
- 10 3588673M1
- 11 339402X1
- 12 339376X1
- 13 3589508M91
- 14 353753X1
- 15 361332X1
- 16 352438X1
- 17 1669096M2
- 18 068003M1
- 19 3589498M1
- 20 6218800M91
- 21 6218803M91
- 22 6219277M91
- 23 29951X
- 24 1482675M1
- 24 1482676M1
- 24 1482677M1
- 25 339469X1
- 26 058423P1
- 27 3700585M1
- 28 352438X1
- 29 377563X1
- 30 2800894M1
- 31 353432X1
- 32 353426X1
- 33 12501X
- 34 1482670M1
- 35 2800888M91
- 36 1001489M1
- 37 187661M91
- 38 3409161M91
- 39 6222053M91
- 40 6221970M91
- 41 354059X1
- 42 832813M1
- 43 13811X
- 44 6218645M91
- 45 3759973M2
- 46 3009220X1
- 47 195708M1
- 48 027549S1

- 1 BOTÃO
- 1 PORCA
- 1 ANEL
- 1 ARRUELA
- 1 PASSADOR
- 1 TIRANTE
- 1 CUPILHA
- 1 ARRUELA
- 1 MOLA
- 1 PINO
- 1 PORCA
- 1 ARRUELA
- 1 ALAVANCA
- 1 ARRUELA
- 1 CUPILHA
- 2 ANEL TRAVA
- 4 ARRUELA
- 1 PEDAL
- 1 EIXO
- 1 PEDAL
- 1 PEDAL
- 1 TIRANTE
- 2 GRAXEIRA
- X CALÇO
- X CALÇO
- X CALÇO
- 1 ANEL TRAVA
- 1 PLACA
- 1 MOLA
- 1 ANEL TRAVA
- 1 PARAFUSO
- 1 ALAVANCA
- 1 ARRUELA
- 1 PORCA
- 1 CHAVETA
- 1 ARRUELA
- 1 SUPORTE
- 2 ANEL "O"
- 1 CJ. TIRANTE
- 1 EIXO
- 1 TIRANTE
- 1 EXTENSÃO
- 11 CONTRAPINO
- 11 PINO
- 1 GRAXEIRA
- 1 EIXO
- 1 ARRUELA
- 1 PARAFUSO
- 1 GRAMPO
- 1 BATENTE

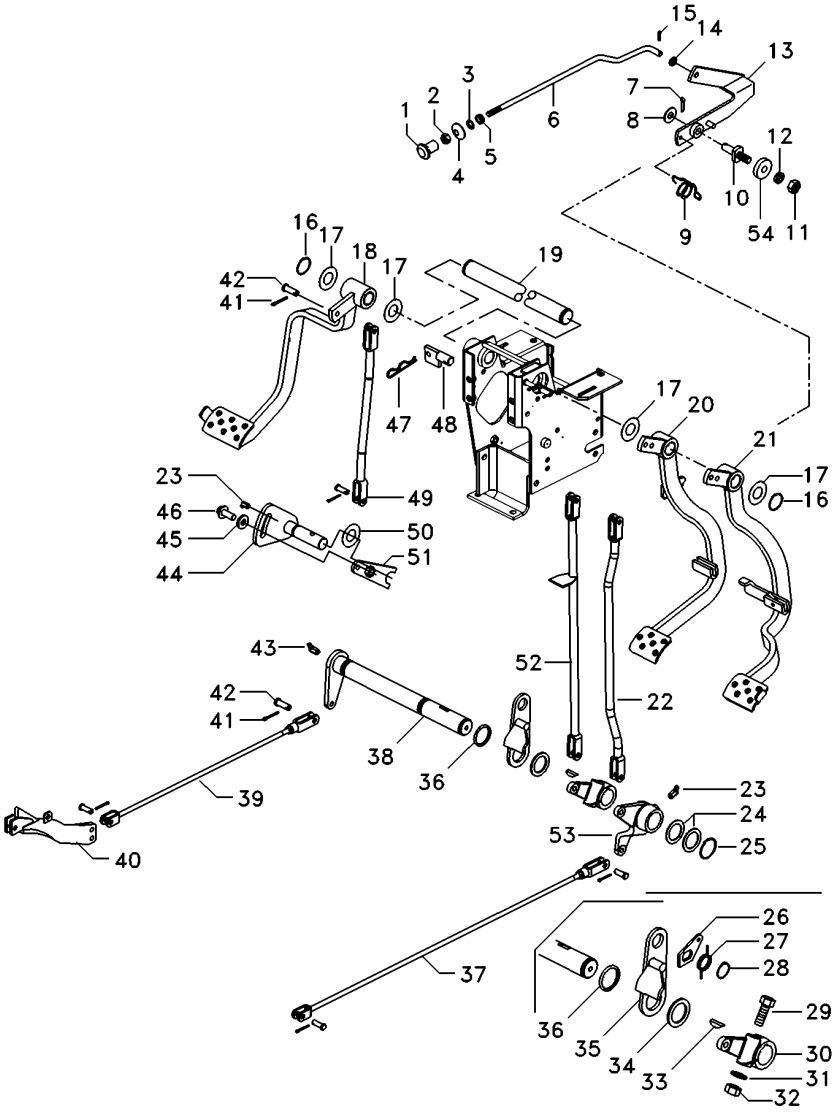
- BUTTON
- NUT
- RING
- WASHER
- COTTER
- ROD
- COTTER PIN
- WASHER
- SPRING
- PIN
- NUT
- WASHER
- LEVER
- WASHER
- COTTER PIN
- CIRCLIP
- WASHER
- PEDAL
- SHAFT
- PEDAL
- PEDAL
- ROD
- GREASER
- SHIM
- SHIM
- SHIM
- CIRCLIP
- PLATE
- SPRING
- CIRCLIP
- BOLT
- LEVER
- WASHER
- NUT
- KEY
- WASHER
- BRACKET
- O RING
- KIT, ROD
- SHAFT
- ROD
- EXTENSION
- DOWEL
- PIN
- GREASER
- SHAFT
- WASHER
- BOLT
- CRAMP
- STOP

- PULSADOR
- TUERCA
- ARO
- ARANDELA
- PASADOR ABIERTO
- VARILLA
- PASADOR DOUBLE
- ARANDELA
- RESORTE
- PASADOR
- TUERCA
- ARANDELA
- PALANCA
- ARANDELA
- PASADOR DOUBLE
- CIRCULITO
- ARANDELA
- PEDAL
- ARBOL
- PEDAL
- PEDAL
- VARILLA
- ENGRASADOR
- CALCE
- CALCE
- CALCE
- CIRCULITO
- PLATO
- RESORTE
- CIRCULITO
- PERNO
- PALANCA
- ARANDELA
- TUERCA
- CLAVE
- ARANDELA
- SOPORTE
- JUNTA TORICA
- JUEGO DE BIELAS
- ARBOL
- VARILLA
- EXTENSION
- CENTRAJE
- PASADOR
- ENGRASADOR
- ARBOL
- ARANDELA
- PERNO
- PASADOR
- PARO

Pedais Do Freio E Embreagem
Foot Pedals And Linkage
Pedales Y Varillaje

105-110

4 Rodas Motrizes/Estreito - Tração Lateral
4 Wheels Drive/Narrow - Side Drive
4 Ruedas Motriz/Estrecho - Tracción Lateral



- 49 6218558M91
- 51 6218648M91
- 52 048833S1
- 53 2800895M1
- 54 181150M1

- 1 TIRANTE
- 1 TRAVA
- 1 TIRANTE
- 1 ALAVANCA FREIO
- 1 TRAVA

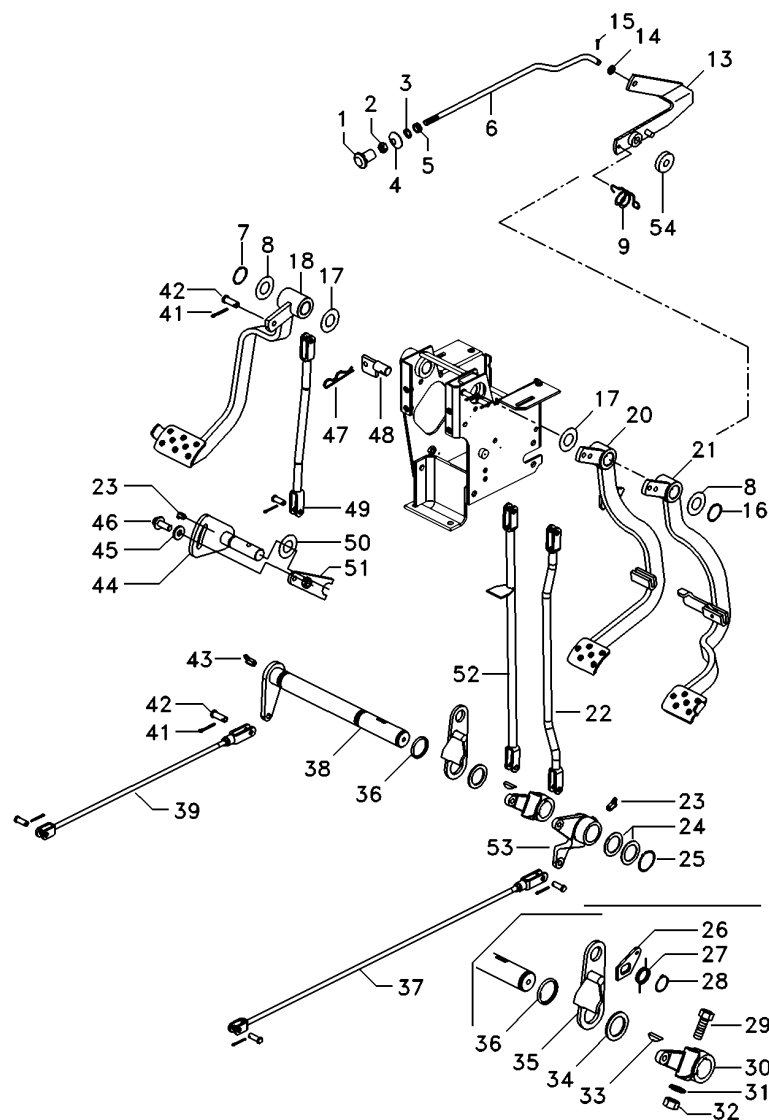
- ROD
- LOCK
- ROD
- BRAKE LEVER
- LOCK

- VARILLA
- RETENEDOR
- VARILLA
- PALANCA DE FRENO
- RETENEDOR

Pedais Do Freio E Embreagem
Foot Pedals And Linkage
Pedales Y Varillaje

105-115

Tratores Compacto - Com Redutor De Velocidade
Compact Tractors - With Creeper
Tractores Compacto - Con Reducción De Velocidad



- 1 487096M1
- 2 357515X1
- 3 2801154M1
- 4 2801172M1
- 5 2801075M1
- 6 064453P1
- 7 180812M1
- 8 3145369M1
- 9 2802224M1
- 13 064449S1
- 14 353753X1
- 15 361332X1
- 16 352438X1
- 17 1669096M2
- 18 068003N1
- 20 6218800M91
- 21 6218803M91
- 22 6219277M91
- 23 29951X
- 24 1482675M1
- 24 1482676M1
- 24 1482677M1
- 25 339469X1
- 26 058423P1
- 27 3700585M1
- 28 352438X1
- 29 377563X1
- 30 2800894M1
- 31 353432X1
- 32 353426X1
- 33 12501X
- 34 1482670M1
- 35 2800888M91
- 36 1001489M1
- 37 3146699M91
- 38 3409161M91
- 39 6222133M91
- 41 354059X1
- 42 832813M1
- 43 850778M1
- 44 6218645M91
- 45 3759973M2
- 46 3009220X1
- 47 195708M1
- 48 027549S1
- 49 6218558M91
- 51 6218648M91
- 52 048833S1
- 53 2800895M1
- 54 181150M1

- 1 BOTÃO
- 1 PORCA
- 1 ANEL
- 1 ARRUELA
- 1 PASSADOR
- 1 TIRANTE
- 3 ARRUELA
- 2 ARRUELA
- 1 MOLA
- 1 ALAVANCA
- 1 ARRUELA
- 1 CUPILHA
- 2 ANEL TRAVA
- 2 ARRUELA
- 1 PEDAL
- 1 PEDAL
- 1 PEDAL
- 1 TIRANTE
- 2 GRAXEIRA
- X CALÇO
- X CALÇO
- X CALÇO
- 1 ANEL TRAVA
- 1 PLACA
- 1 MOLA
- 1 ANEL TRAVA
- 1 PARAFUSO
- 1 ALAVANCA
- 1 ARRUELA
- 1 PORCA
- 1 CHAVETA
- 2 ARRUELA
- 1 SUPORTE
- 2 ANEL "O"
- 1 CJ. TIRANTE
- 1 EIXO
- 1 TIRANTE
- 11 CONTRAPINO
- 11 PINO
- 1 GRAXEIRA
- 1 EIXO
- 1 ARRUELA
- 1 PARAFUSO
- 1 GRAMPO
- 1 BATENTE
- 1 TIRANTE
- 1 TRAVA
- 1 TIRANTE
- 1 ALAVANCA FREIO
- 1 TRAVA

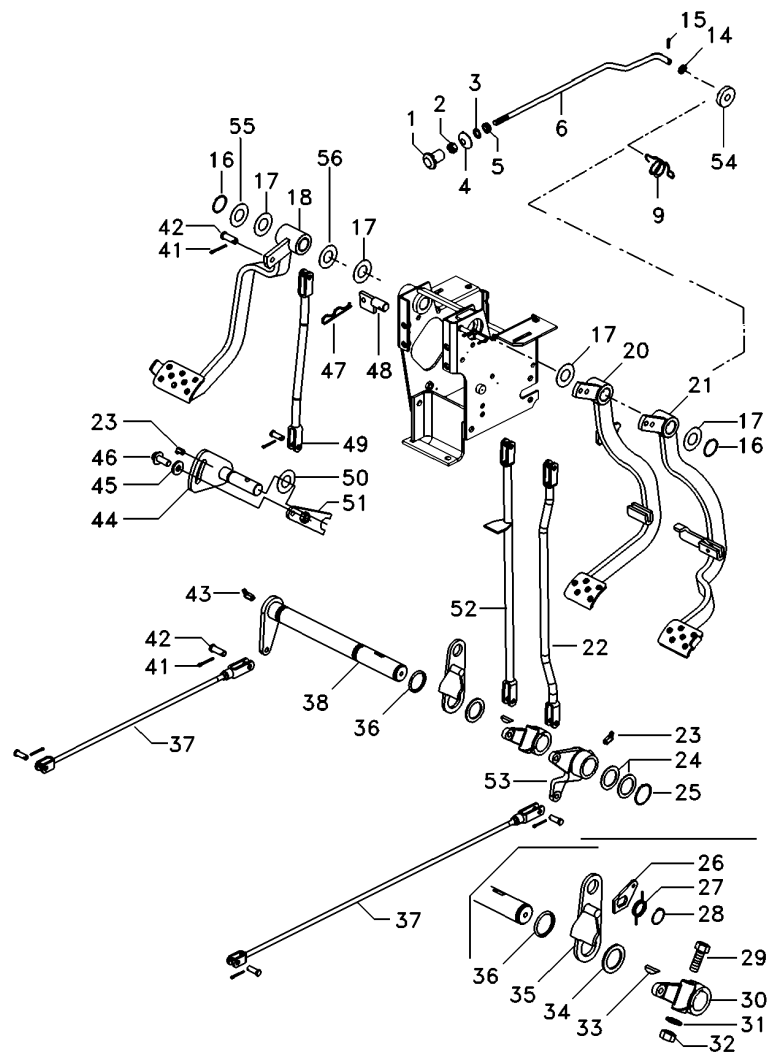
- BUTTON
- NUT
- RING
- WASHER
- COTTER
- ROD
- WASHER
- WASHER
- SPRING
- LEVER
- WASHER
- COTTER PIN
- CIRCLIP
- WASHER
- PEDAL
- PEDAL
- PEDAL
- ROD
- GREASER
- SHIM
- SHIM
- SHIM
- CIRCLIP
- PLATE
- SPRING
- CIRCLIP
- BOLT
- LEVER
- WASHER
- NUT
- KEY
- WASHER
- BRACKET
- O RING
- KIT, ROD
- SHAFT
- ROD
- DOWEL
- PIN
- GREASER
- SHAFT
- WASHER
- BOLT
- CRAMP
- STOP
- ROD
- LOCK
- ROD
- BRAKE LEVER
- LOCK

- PULSADOR
- TUERCA
- ARO
- ARANDELA
- PASADOR ABIERTO
- VARILLA
- ARANDELA
- ARANDELA
- RESORTE
- PALANCA
- ARANDELA
- PASADOR DOUBLE
- CIRCULITO
- ARANDELA
- PEDAL
- PEDAL
- PEDAL
- VARILLA
- ENGRASADOR
- CALCE
- CALCE
- CALCE
- CALCE
- CIRCULITO
- PLATO
- RESORTE
- CIRCULITO
- PERNO
- PALANCA
- ARANDELA
- TUERCA
- CLAVE
- ARANDELA
- SOPORTE
- JUNTA TORICA
- JUEGO DE BIELAS
- ARBOL
- VARILLA
- CENTRAJE
- PASADOR
- ENGRASADOR
- ARBOL
- ARANDELA
- PERNO
- PASADOR
- PARO
- VARILLA
- RETENEDOR
- VARILLA
- PALANCA DE FRENO
- RETENEDOR

Pedais Do Freio E Embreagem
Foot Pedals And Linkage
Pedales Y Varillaje

105-120

Tratores Compacto - Sem Redutor De Velocidade
Compact Tractors - Without Creeper
Tractores Compacto - Sin Reducción De Velocidad



105-125 No

- 1 487096M1
- 2 357515X1
- 3 2801154M1
- 4 2801172M1
- 5 2801075M1
- 6 064453P1
- 9 2802224M1
- 14 353753X1
- 15 361332X1
- 16 352438X1
- 17 1669096M2
- 18 068003N1
- 20 6218800M91
- 21 6218803M91
- 22 6219277M91
- 23 29951X
- 24 1482675M1
- 24 1482676M1
- 24 1482677M1
- 25 339469X1
- 26 058423P1
- 27 3700585M1
- 28 352438X1
- 29 377563X1
- 30 2800894M1
- 31 353432X1
- 32 353426X1
- 33 12501X
- 34 1482670M1
- 35 2800888M91
- 36 1001489M1
- 37 187661M91
- 38 3409161M91
- 41 354059X1
- 42 832813M1
- 43 850778M1
- 44 6218645M91
- 45 3759973M2
- 46 3009220X1
- 47 195708M1
- 48 027549S1
- 49 6218558M91
- 51 6218648M91
- 52 048833S1
- 53 2800895M1
- 54 181150M1
- 55 180812M1
- 56 3145369M1

- 1 BOTÃO
- 1 PORCA
- 1 ANEL
- 1 ARRUELA
- 1 PASSADOR
- 1 TIRANTE
- 1 MOLA
- 1 ARRUELA
- 1 CUPILHA
- 2 ANEL TRAVA
- 4 ARRUELA
- 1 PEDAL
- 1 PEDAL
- 1 PEDAL
- 1 TIRANTE
- 4 GRAXEIRA
- X CALÇO
- X CALÇO
- X CALÇO
- 1 ANEL TRAVA
- 1 PLACA
- 1 MOLA
- 1 ANEL TRAVA
- 1 PARAFUSO
- 1 ALAVANCA
- 1 ARRUELA
- 1 PORCA
- 1 CHAVETA
- 3 ARRUELA
- 1 SUPORTE
- 2 ANEL "O"
- 2 C.J. TIRANTE
- 1 EIXO
- 11 CONTRAPINO
- 11 PINO
- 1 GRAXEIRA
- 1 EIXO
- 1 ARRUELA
- 1 PARAFUSO
- 1 GRAMPO
- 1 BATENTE
- 1 TIRANTE
- 1 TRAVA
- 1 TIRANTE
- 1 ALAVANCA FREIO
- 1 TRAVA
- 3 ARRUELA
- 2 ARRUELA

- BUTTON
- NUT
- RING
- WASHER
- COTTER
- ROD
- SPRING
- WASHER
- COTTER PIN
- CIRCLIP
- WASHER
- PEDAL
- PEDAL
- PEDAL
- ROD
- GREASER
- SHIM
- SHIM
- SHIM
- CIRCLIP
- PLATE
- SPRING
- CIRCLIP
- BOLT
- LEVER
- WASHER
- NUT
- KEY
- WASHER
- BRACKET
- O RING
- KIT, ROD
- SHAFT
- DOWEL
- PIN
- GREASER
- SHAFT
- WASHER
- BOLT
- CRAMP
- STOP
- ROD
- LOCK
- ROD
- BRAKE LEVER
- LOCK
- WASHER
- WASHER

- PULSADOR
- TUERCA
- ARO
- ARANDELA
- PASADOR ABIERTO
- VARILLA
- RESORTE
- ARANDELA
- PASADOR DOUBLE
- CIRCULITO
- ARANDELA
- PEDAL
- PEDAL
- PEDAL
- VARILLA
- ENGRASADOR
- CALCE
- CALCE
- CALCE
- CIRCULITO
- PLATO
- RESORTE
- CIRCULITO
- PERNO
- PALANCA
- ARANDELA
- TUERCA
- CLAVE
- ARANDELA
- SOPORTE
- JUNTA TORICA
- JUEGO DE BIELAS
- ARBOL
- CENTRAJE
- PASADOR
- ENGRASADOR
- ARBOL
- ARANDELA
- PERNO
- PASADOR
- PARO
- VARILLA
- RETENEDOR
- VARILLA
- PALANCA DE FRENO
- RETENEDOR
- ARANDELA
- ARANDELA

Embreagem
Clutch
Embrague

Pedal
Pedal
Pedal

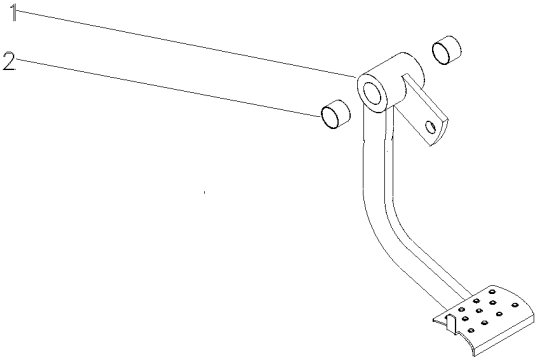
105-125

- 1 068004S1
- 2 6227779M1

- 1 PEDAL
- 2 BUCHA

PEDAL
BUSH

PEDAL
CASQUILLO



Embreagem
Clutch
Embrague

Pedal
Pedal
Pedal

105-130

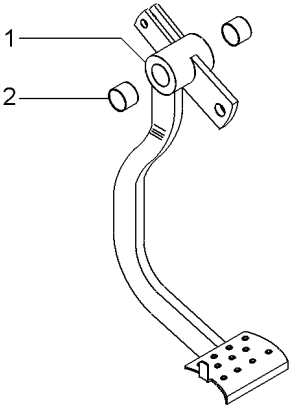
- 1
- 2 6227779M1

022532N1

- 1 PEDAL
- 2 BUCHA

PEDAL
BUSH

PEDAL
CASQUILLO



Embreagem
Clutch
Embrague

Pedal
Pedal
Pedal

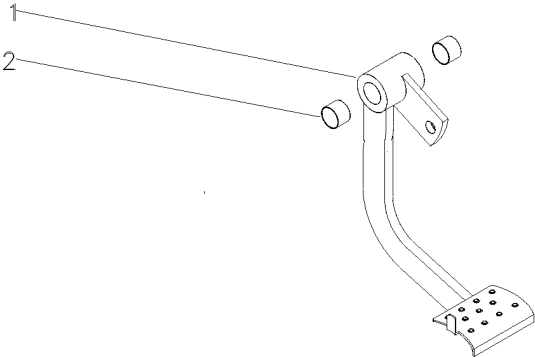
105-135

- 1 027751S2
- 2 6227779M1

- 1 PEDAL
- 2 BUCHA

PEDAL
BUSH

PEDAL
CASQUILLO



Embreagem
Clutch
Embrague

Pedal
Pedal
Pedal

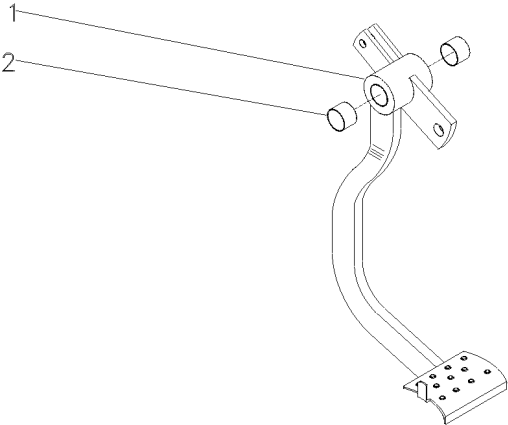
105-140

- 1 027751S1
- 2 6227779M1

- 1 PEDAL
- 2 BUCHA

PEDAL
BUSH

PEDAL
CASQUILLO



Freio
Brakes
Frenos

Pedal
Pedals
Pedals

105-145

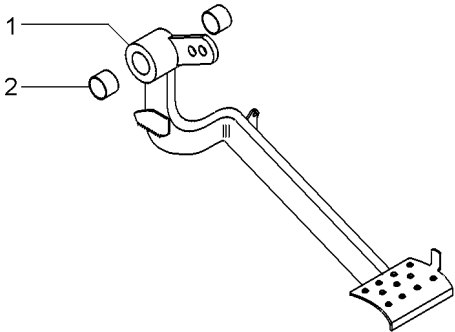
1
2 6227779M1

027958N1

1 PEDAL
2 BUCHA

PEDAL
BUSH

PEDAL
CASQUILLO



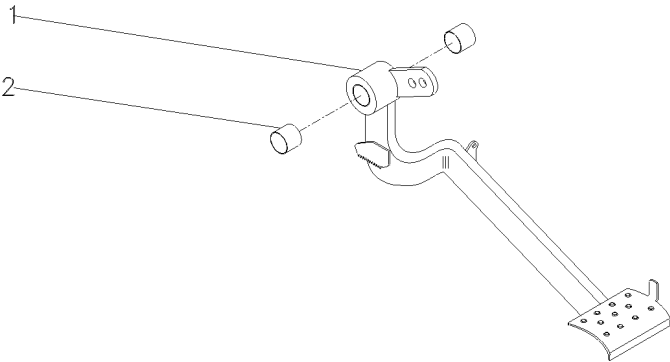
- 1 057472S1

2 6227779M1
- 1 PEDAL


2 BUCHA
- PEDAL

BUSH
- PEDAL

CASQUILLO



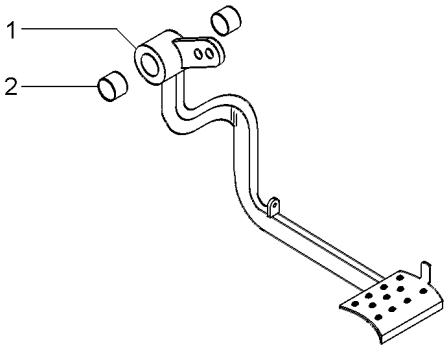
1
2 6227779M1

 027960N1

1 PEDAL
2 BUCHA

PEDAL
BUSH

PEDAL
CASQUILLO



- 1

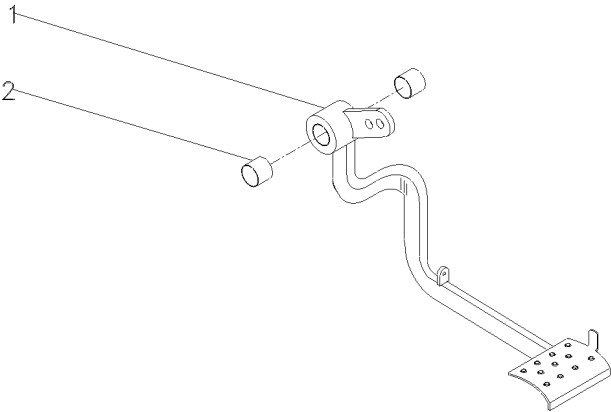
2
- 058628N1

6227779M1
- 1 PEDAL

2 BUCHA
- PEDAL

BUSH
- PEDAL

CASQUILLO



- 1

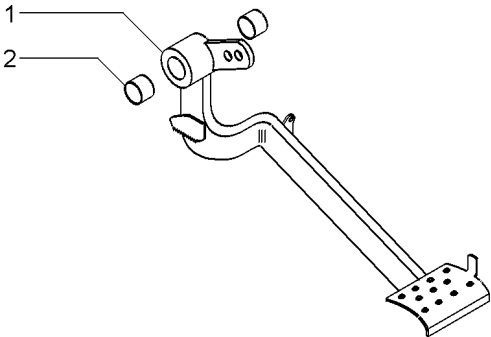
2
- 027958N2

6227779M1
- 1 PEDAL

2 BUCHA
- PEDAL

BUSH
- PEDAL

CASQUILLO



Alavanca Do Freio
Lever
Palanca

Lado Direito
Right Hand
Lado Derecho

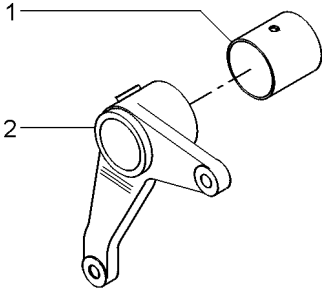
105-170

- 1 195910M1
- 2 036858P1

- 1 BUCHA
- 1 ALAVANCA

BUSH
LEVER

CASQUILLO
PALANCA



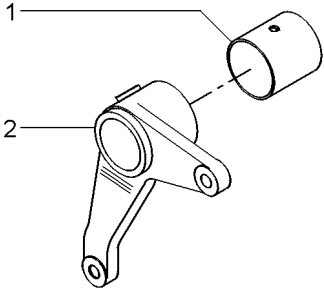
Alavanca Do Freio
Lever Kit
Juego De Palanca

105-175

- 1 195910M1
- 2 2800895M1



- | | | |
|------------------|-------------|------------------|
| 1 BUCHA | BUSH | CASQUILLO |
| 1 ALAVANCA FREIO | BRAKE LEVER | PALANCA DE FRENO |



Tirante
Rod
Varilla

Freio
Brake
Freno

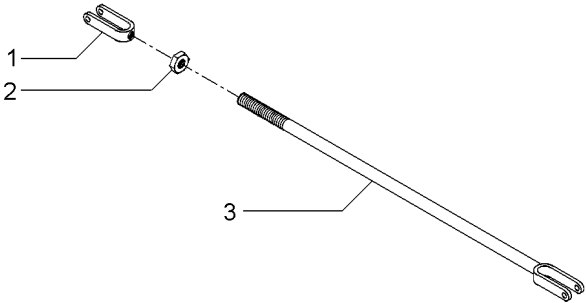
105-180

- 1 195270M1
2 353430X1 3/8X24
3 036852S1

- 1 GARFO
1 PORCA
1 TIRANTE

- FORK
NUT
ROD

- HORQUILLA
TUERCA
VARILLA



Tirante
Rod
Varilla

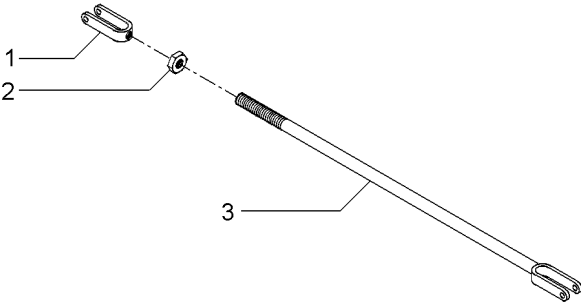
105-185

- 1 195270M1
- 2 353430X1
- 3 3146704M91

- 1 GARFO
- 1 PORCA
- 1 TIRANTE

- FORK
- NUT
- ROD

- HORQUILLA
- TUERCA
- VARILLA



Tirante
Rod
Varilla

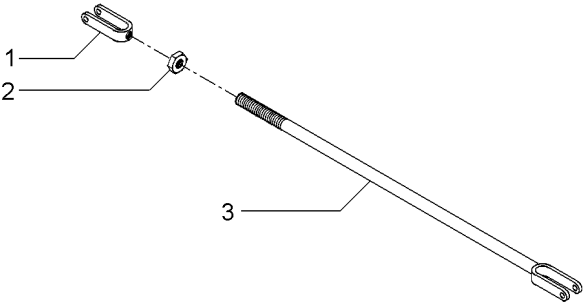
105-190

- 1 195270M1
2 353430X1 3/8X24
3 054365S1

- 1 GARFO
2 PORCA
1 TIRANTE

- FORK
NUT
ROD

- HORQUILLA
TUERCA
VARILLA



Tirante
Rod
Varilla

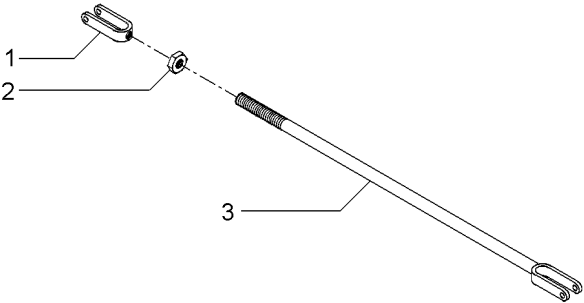
105-195

- 1 195270M1
2 353430X1 3/8x24
3 184174M91

- 1 GARFO
1 PORCA
1 TIRANTE

- FORK
NUT
ROD

- HORQUILLA
TUERCA
VARILLA



Tirante
Rod
Varilla

Embreagem
Clutch
Embrague

105-200

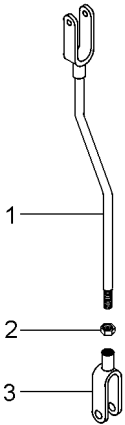
- 1 026646S1
- 2 353430X1
- 3 195270M1

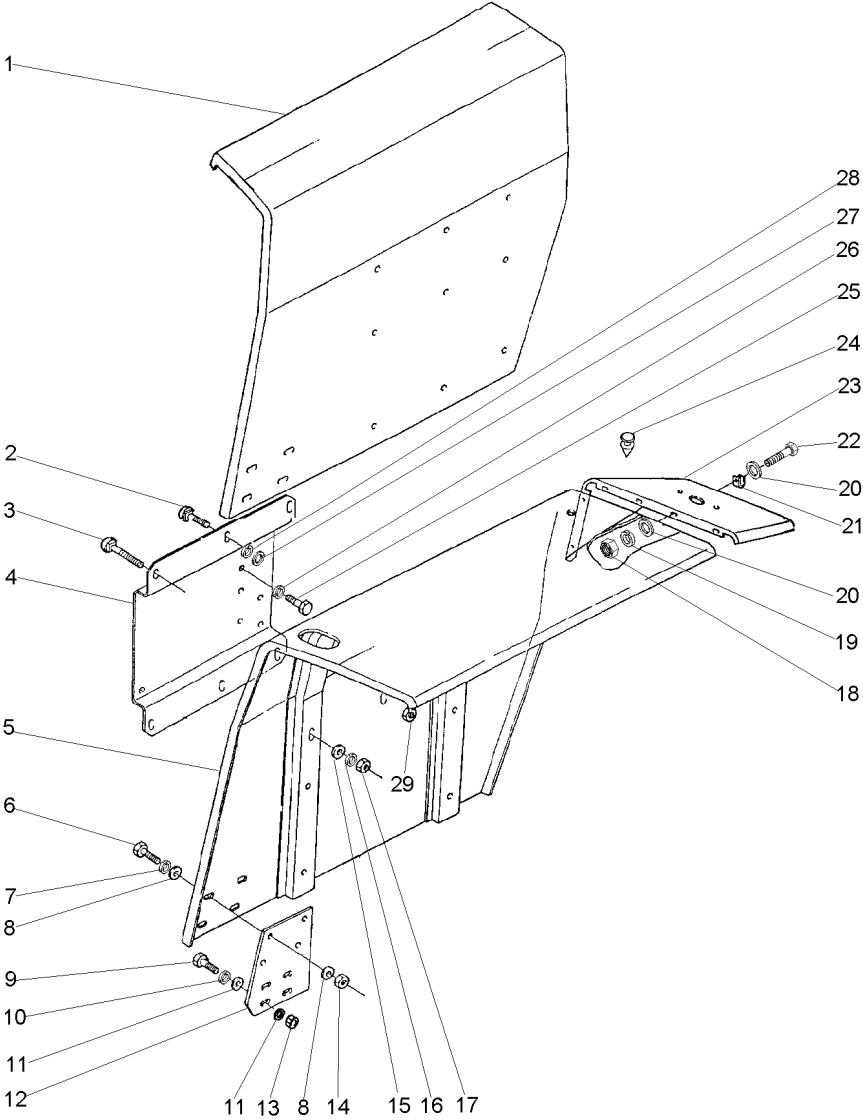
3/8X24

- 1 TIRANTE
- 1 PORCA
- 1 GARFO

ROD
NUT
FORK

VARILLA
TUERCA
HORQUILLA





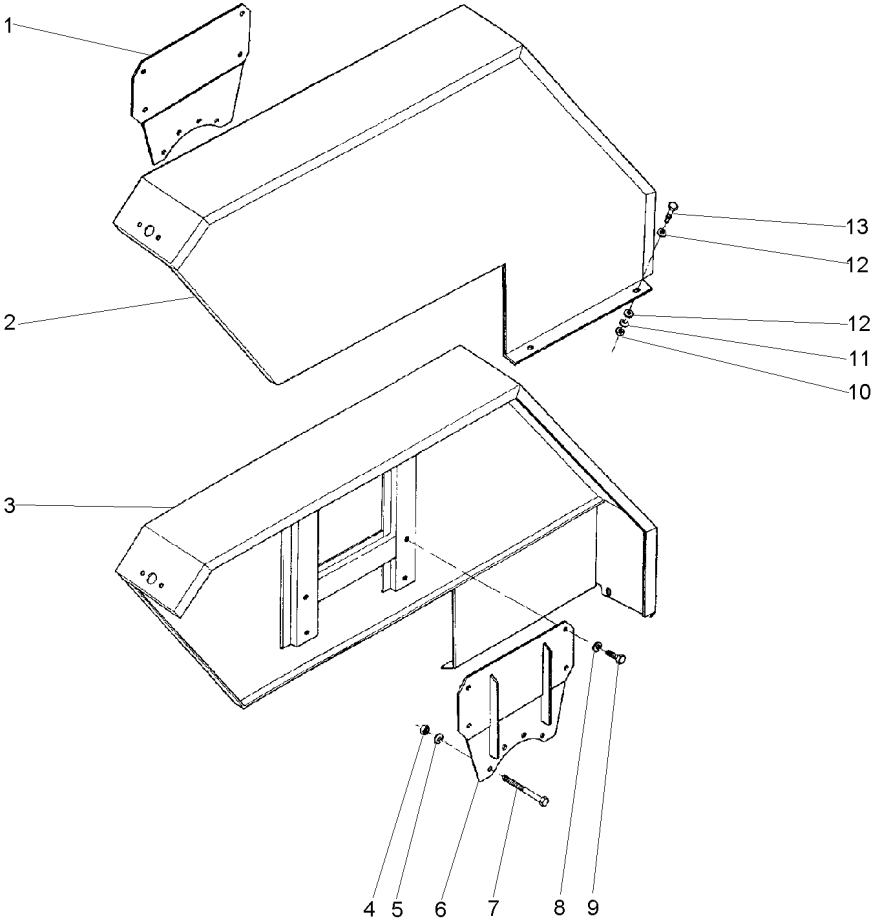
- 1 027033S1
2 353810X1
3 353816X1
4 063104S1
4 063106S1
5 027034S1
6 353677X1
7 353446X1
8 829185M1
9 353679X1
10 353446X1
11 829185M1
12 027039P1
13 355565X1
14 355565X1
15 391388X1
16 353434X1
17 353431X1
18 353564X1
19 353441X1
20 355617X1
21 506293M1
22 022907P1
23 022886P2
23 022887P2
24 022894P1
25 339139X1
26 339369X1
27 391388X1
28 353434X1
29 353431X1
- 3/8x24x1.1/4
3/8x24x2.1/4
5/16x18x3/4
5/16x18x1"
5/16x18
5/16x18
3/8x24
7/16x20x1.5/8
B6,3x18
M12x1,75x25
3/8x24

- 1 PÁRA-LAMA
4 PARAFUSO
8 PARAFUSO
1 SUPORTE
1 SUPORTE
1 PÁRA-LAMA
8 PARAFUSO
8 ARRUELA
16 ARRUELA
4 PARAFUSO
4 ARRUELA
8 ARRUELA
2 EXTENSÃO
4 PORCA
8 PORCA
8 ARRUELA
8 ARRUELA
8 PORCA
10 PARAFUSO
10 ARRUELA
20 ARRUELA
2 PRESILHA
10 PARAFUSO
1 EXTENSÃO
1 EXTENSÃO
4 TAMPÃO
8 PARAFUSO
8 ARRUELA
4 ARRUELA
4 ARRUELA
4 PORCA
- FENDER
BOLT
BOLT
BRACKET
BRACKET
FENDER
BOLT
WASHER
WASHER
BOLT
WASHER
WASHER
EXTENSION
NUT
NUT
WASHER
WASHER
NUT
BOLT
WASHER
WASHER
STAPLE
BOLT
EXTENSION
EXTENSION
PAD
BOLT
WASHER
WASHER
WASHER
NUT
- GUARDABARRO
PERNO
PERNO
SOPORTE
SOPORTE
GUARDABARRO
PERNO
ARANDELA
ARANDELA
PERNO
ARANDELA
ARANDELA
EXTENSION
TUERCA
TUERCA
ARANDELA
ARANDELA
TUERCA
PERNO
ARANDELA
ARANDELA
GRAPA
PERNO
EXTENSION
EXTENSION
ALMOHADILLA
PERNO
ARANDELA
ARANDELA
ARANDELA
TUERCA

Para-Lama
Mudguard
Guardabarros

105-210

Viti
Viti
Viti



- 1 068113S1
- 2 036935S1
- 3 036934S1
- 4 353426X1
- 5 353432X1
- 6 068034S1
- 7 377563X1
- 8 353439X1
- 9 353723X1
- 10 355565X1
- 11 353446X1
- 12 829185M1
- 13 353677X1



- 1 SUPORTE
- 1 PÁRA-LAMA
- 1 PÁRA-LAMA
- 8 PORCA
- 8 ARRUELA
- 1 SUPORTE
- 8 PARAFUSO
- 8 ARRUELA
- 8 PARAFUSO
- 4 PORCA
- 4 ARRUELA
- 8 ARRUELA
- 4 PARAFUSO

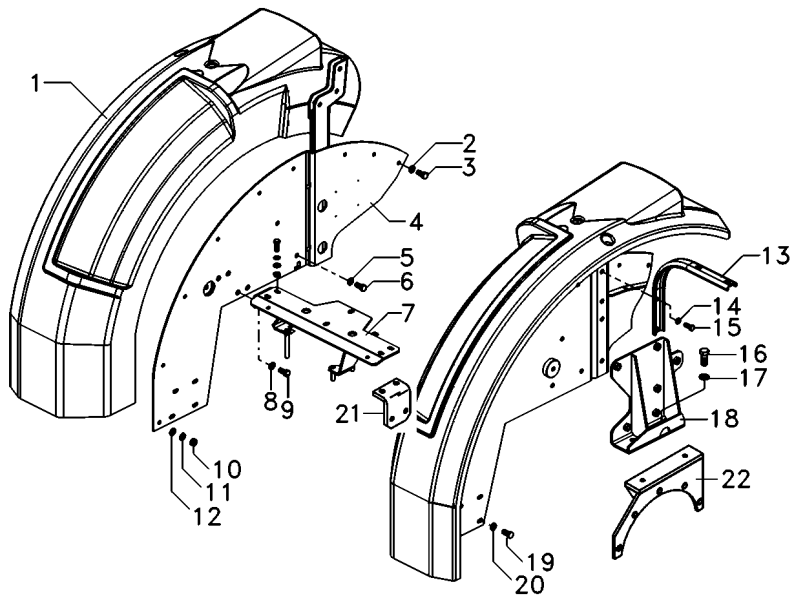
- BRACKET
- FENDER
- FENDER
- NUT
- WASHER
- BRACKET
- BOLT
- WASHER
- BOLT
- NUT
- WASHER
- WASHER
- BOLT

- SOPORTE
- GUARDABARRO
- GUARDABARRO
- TUERCA
- ARANDELA
- SOPORTE
- PERNO
- ARANDELA
- PERNO
- TUERCA
- ARANDELA
- ARANDELA
- PERNO

Pára-Lama Traseiro
Rear Mudguard
Guardabarros Trasero

105-215

Tratores Compacto
Compact Tractors
Tractores Compacto



- 1 6214704M1
- 1 6215445M1
- 2 339299X1
- 3 339376X1
- 4 6214840M91
- 4 6215355M92
- 5 339026X1
- 6 339299X1
- 7 6216931M91
- 8 339369X1
- 9 339139X1
- 10 394367X1
- 11 390652X1
- 12 390972X1
- 13 6218215M1
- 14 339376X1
- 15 339401X1
- 16 353726X1
- 17 353433X1
- 18 6207936M91
- 18 6207937M91
- 19 339451X1
- 20 391388X1
- 21 6215614M91
- 22 6222506M91
- 22 6222504M91



- 1 PÁRA-LAMA
- 1 PÁRA-LAMA
- 24 PARAFUSO
- 24 ARRUELA
- 1 LATERAL
- 1 LATERAL
- 8 ARRUELA
- 8 PARAFUSO
- 1 CJ. CHAPA
- 4 ARRUELA
- 4 PARAFUSO
- 24 PORCA
- 24 ARRUELA
- 24 ARRUELA
- 2 SUPORTE
- 4 ARRUELA
- 4 PARAFUSO
- 4 ARRUELA
- 1 SUPORTE
- 1 SUPORTE
- 4 PARAFUSO
- 4 ARRUELA
- 2 SUPORTE
- 1 CJ. SUPORTE
- 1 CJ. SUPORTE

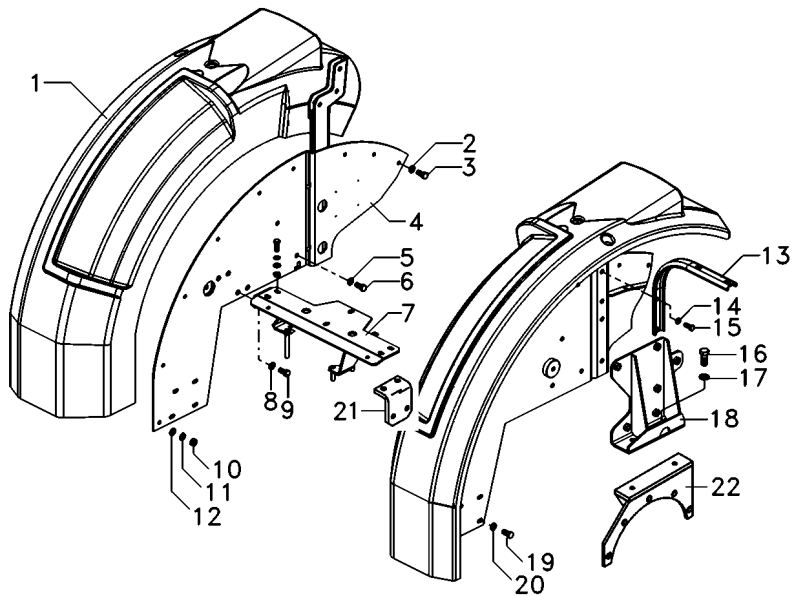
- FENDER
- FENDER
- BOLT
- WASHER
- SIDE
- BOARD
- WASHER
- BOLT
- KIT, PLATE
- WASHER
- BOLT
- NUT
- WASHER
- WASHER
- BRACKET
- WASHER
- BOLT
- WASHER
- BRACKET
- BRACKET
- BOLT
- WASHER
- BRACKET
- KIT, BRACKET
- KIT, BRACKET

- GUARDABARRO
- GUARDABARRO
- PERNO
- ARANDELA
- LATERAL
- TABLERO
- ARANDELA
- PERNO
- JUEGO DE PLATO
- ARANDELA
- PERNO
- TUERCA
- ARANDELA
- ARANDELA
- SOPORTE
- ARANDELA
- PERNO
- PERNO
- ARANDELA
- SOPORTE
- SOPORTE
- PERNO
- ARANDELA
- SOPORTE
- JUEGO SOPORTE
- JUEGO SOPORTE

Pára-Lama Traseiro
Rear Mudguard
Guardabarros Trasero

105-220

Tratores Compacto
Compact Tractors
Tractores Compacto



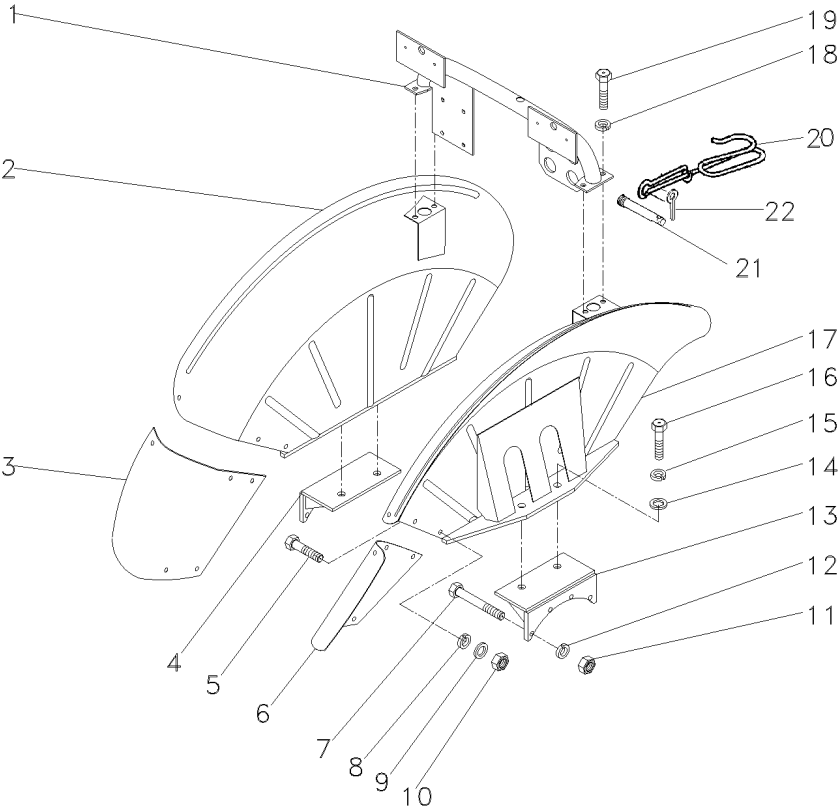
- 1 6214704M1
- 1 6215445M1
- 2 339299X1
- 3 339376X1
- 4 6227629M91
- 4 6227631M92
- 5 339026X1
- 6 339299X1
- 7 6216931M91
- 8 339369X1
- 9 339139X1
- 10 394367X1
- 11 390652X1
- 12 390972X1
- 13 6218215M1
- 14 339376X1
- 15 339401X1
- 16 353726X1
- 17 353433X1
- 18 6227625M91
- 18 6227627M91
- 19 339451X1
- 20 391388X1
- 21 6215614M91
- 22 6222506M91
- 22 6222504M91



- 1 PÁRA-LAMA
- 1 PÁRA-LAMA
- 24 PARAFUSO
- 24 ARRUELA
- 1 LATERAL
- 1 LATERAL
- 8 ARRUELA
- 8 PARAFUSO
- 1 C.J. CHAPA
- 4 ARRUELA
- 4 PARAFUSO
- 24 PORCA
- 24 ARRUELA
- 24 ARRUELA
- 2 SUPORTE
- 4 ARRUELA
- 4 PARAFUSO
- 4 ARRUELA
- 1 SUPORTE
- 1 SUPORTE
- 4 PARAFUSO
- 4 ARRUELA
- 2 SUPORTE
- 1 C.J. SUPORTE
- 1 C.J. SUPORTE

- FENDER
- FENDER
- BOLT
- WASHER
- BOARD
- BOARD
- WASHER
- BOLT
- KIT, PLATE
- WASHER
- BOLT
- NUT
- WASHER
- WASHER
- BRACKET
- WASHER
- BOLT
- BOLT
- WASHER
- CLEVIS
- CLEVIS
- BOLT
- WASHER
- BRACKET
- KIT, BRACKET
- KIT, BRACKET

- GUARDABARRO
- GUARDABARRO
- PERNO
- ARANDELA
- TABLERO
- TABLERO
- ARANDELA
- PERNO
- JUEGO DE PLATO
- ARANDELA
- PERNO
- TUERCA
- ARANDELA
- ARANDELA
- SOPORTE
- ARANDELA
- PERNO
- PERNO
- ARANDELA
- GANCHO SEGUR.
- GANCHO SEGUR.
- PERNO
- ARANDELA
- SOPORTE
- JUEGO SOPORTE
- JUEGO SOPORTE



- 1 067958S1
- 2 067927S1
- 3 067933P1
- 4 069144S1
- 5 1442175X1
- 6 067934P1
- 7 361791X1
- 8 339375X1
- 9 390971X1
- 10 339030X1
- 11 353426X1
- 12 353432X1
- 13 069143S1
- 14 353756X1
- 15 353433X1
- 16 353726X1
- 17 067924S1
- 18 353446X1
- 19 3009491X1
- 20 3808593M1
- 21 832813M1
- 22 354059X1



- 1 TUBO
- 1 PÁRA-LAMA
- 1 EXTENSÃO
- 1 SUPORTE
- 12 PARAFUSO
- 1 EXTENSÃO
- 8 PARAFUSO
- 12 ARRUELA
- 12 ARRUELA
- 12 PORCA
- 8 PORCA
- 8 ARRUELA
- 1 SUPORTE
- 4 ARRUELA
- 4 ARRUELA
- 4 PARAFUSO
- 1 PÁRA-LAMA
- 4 ARRUELA
- 4 PARAFUSO
- 1 GANCHO
- 1 PINO
- 1 CONTRAPINO

- PIPE
- FENDER
- EXTENSION
- BRACKET
- BOLT
- EXTENSION
- BOLT
- WASHER
- WASHER
- NUT
- NUT
- WASHER
- BRACKET
- WASHER
- WASHER
- BOLT
- FENDER
- WASHER
- BOLT
- HOOK
- PIN
- DOWEL

- CANO
- GUARDABARRO
- EXTENSION
- SOPORTE
- PERNO
- EXTENSION
- PERNO
- ARANDELA
- ARANDELA
- TUERCA
- TUERCA
- ARANDELA
- SOPORTE
- ARANDELA
- ARANDELA
- PERNO
- GUARDABARRO
- ARANDELA
- PERNO
- GANCHO
- PASADOR
- CENTRAJE

Para-Lama
Fender
Guardabarros

105-230

Tratores Compacto
Compact Tractors
Tractores Compacto

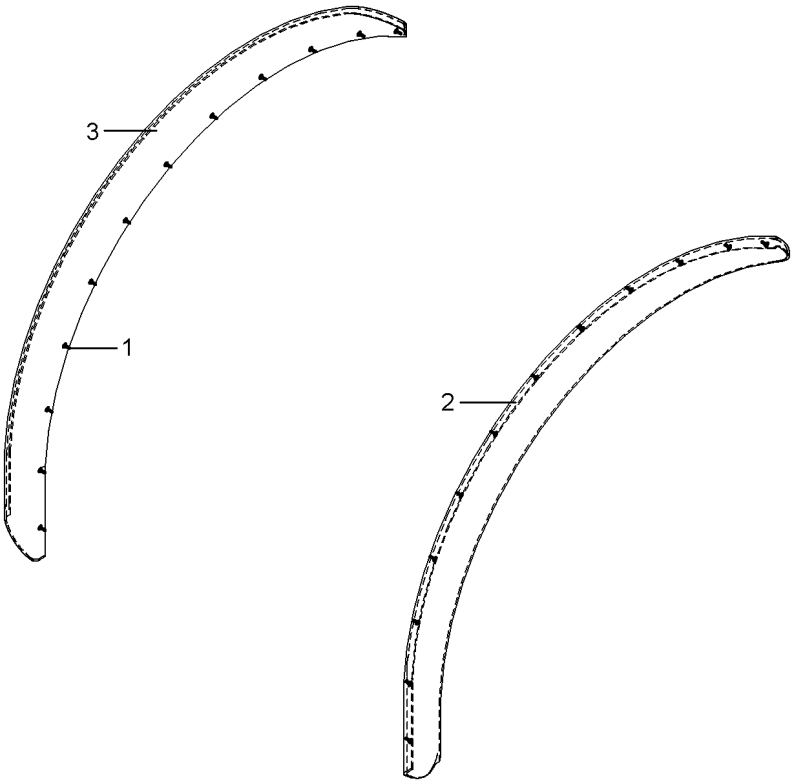
- 1 049574R1
- 2 6216429M1
- 3 6216430M1



- 24 PARAFUSO
- 1 PÁRA-LAMA
- 1 PÁRA-LAMA

BOLT
FENDER
FENDER

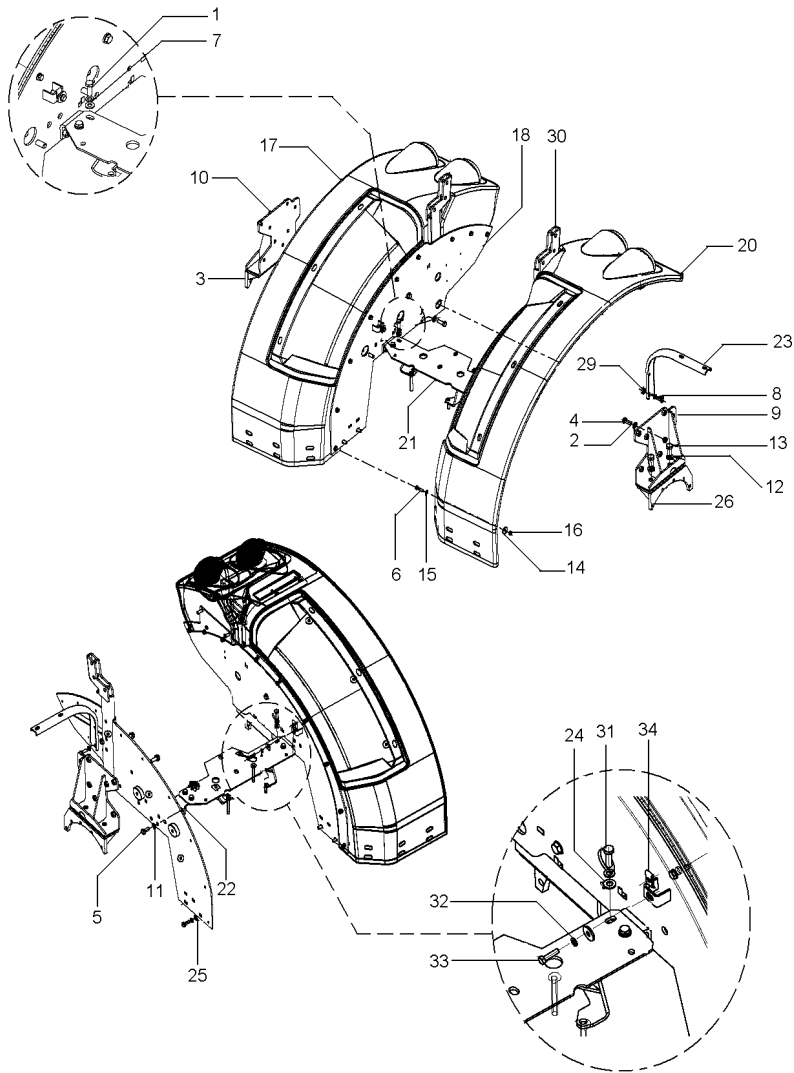
PERNO
GUARDABARRO
GUARDABARRO



Pára-Lama Traseiro
Rear Mudguard
Guardabarros Trasero

105-235

Tratores Compacto
Compact Tractors
Tractores Compacto



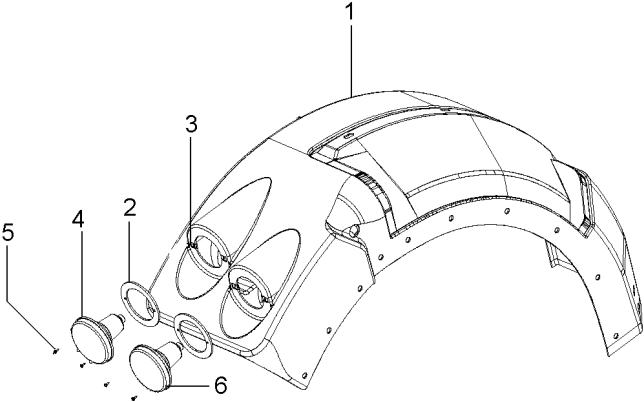
- 1 339451X1
- 2 339026X1
- 3 6222504M91
- 4 339299X1
- 5 339139X1
- 6 339337X1
- 7 339376X1
- 8 339401X1
- 9 6227625M91
- 10 6227627M91
- 11 339369X1
- 12 353433X1
- 13 353726X1
- 14 390652X1
- 15 390972X1
- 16 394367X1
- 17 6262127M91
- 18 6227629M91
- 20 6262128M91
- 21 6216931M91
- 22 6215614M91
- 23 6218215M1
- 24 339025X1
- 25 391388X1
- 26 6222506M91
- 29 1869272M1
- 30 6227631M92
- 31 339814X1
- 32 353446X1
- 33 353681X1
- 34 368897X1

👁 105-245 No

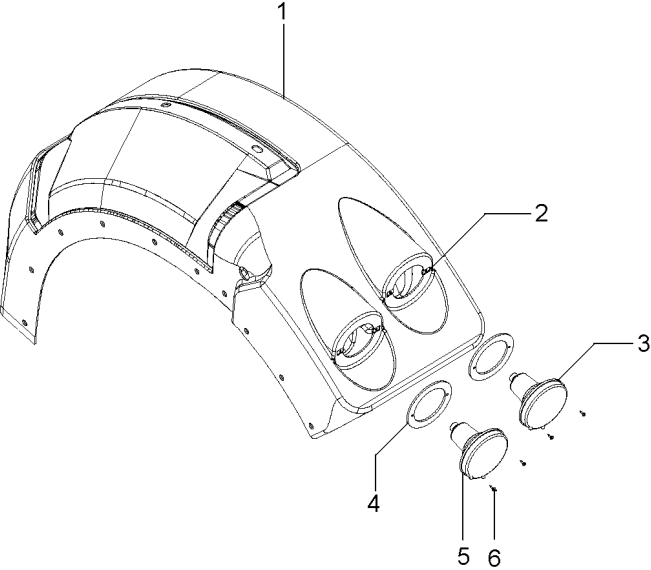
👁 105-240 No

2	PARAFUSO	BOLT	PERNO
8	ARRUELA	WASHER	ARANDELA
1	CJ. SUPORTE	KIT, BRACKET	JUEGO SOPORTE
8	PARAFUSO	BOLT	PERNO
4	PARAFUSO	BOLT	PERNO
18	PARAFUSO	BOLT	PERNO
12	ARRUELA	WASHER	ARANDELA
8	PARAFUSO	BOLT	PERNO
1	SUPORTE	CLEVIS	GANCHO SEGUR.
1	SUPORTE	CLEVIS	GANCHO SEGUR.
4	ARRUELA	WASHER	ARANDELA
4	ARRUELA	WASHER	ARANDELA
4	PARAFUSO	BOLT	PERNO
26	ARRUELA	WASHER	ARANDELA
22	ARRUELA	WASHER	ARANDELA
28	PORCA	NUT	TUERCA
1	PÁRA-LAMA	FENDER	GUARDABARRO
1	LATERAL	BOARD	TABLERO
1	PÁRA-LAMA	FENDER	GUARDABARRO
1	CJ. CHAPA	KIT, PLATE	JUEGO DE PLATO
2	SUPORTE	BRACKET	SOPORTE
2	SUPORTE	BRACKET	SOPORTE
4	ARRUELA	WASHER	ARANDELA
4	ARRUELA	WASHER	ARANDELA
1	CJ. SUPORTE	KIT, BRACKET	JUEGO SOPORTE
2	ESPAÇADOR	SPACER	PIEZA DISTANCIA
1	LATERAL	BOARD	TABLERO
2	PARAFUSO	BOLT	PERNO
2	ARRUELA	WASHER	ARANDELA
2	PARAFUSO	BOLT	PERNO
2	PORCA	NUT	TUERCA

- | | | | |
|--------------|-------------|--------|-------------|
| 1 6260458M1 | 1 PÁRA-LAMA | FENDER | GUARDABARRO |
| 2 6234105M1 | 2 JUNTA | JOINT | JUNTA |
| 3 JC9004 | 4 PORCA | NUT | TUERCA |
| 4 6233239M91 | 1 SINALEIRA | SIGNAL | AVISADOR |
| 5 HN6817 | 4 PARAFUSO | BOLT | PERNO |
| 6 6233240M91 | 1 SINALEIRA | SIGNAL | AVISADOR |



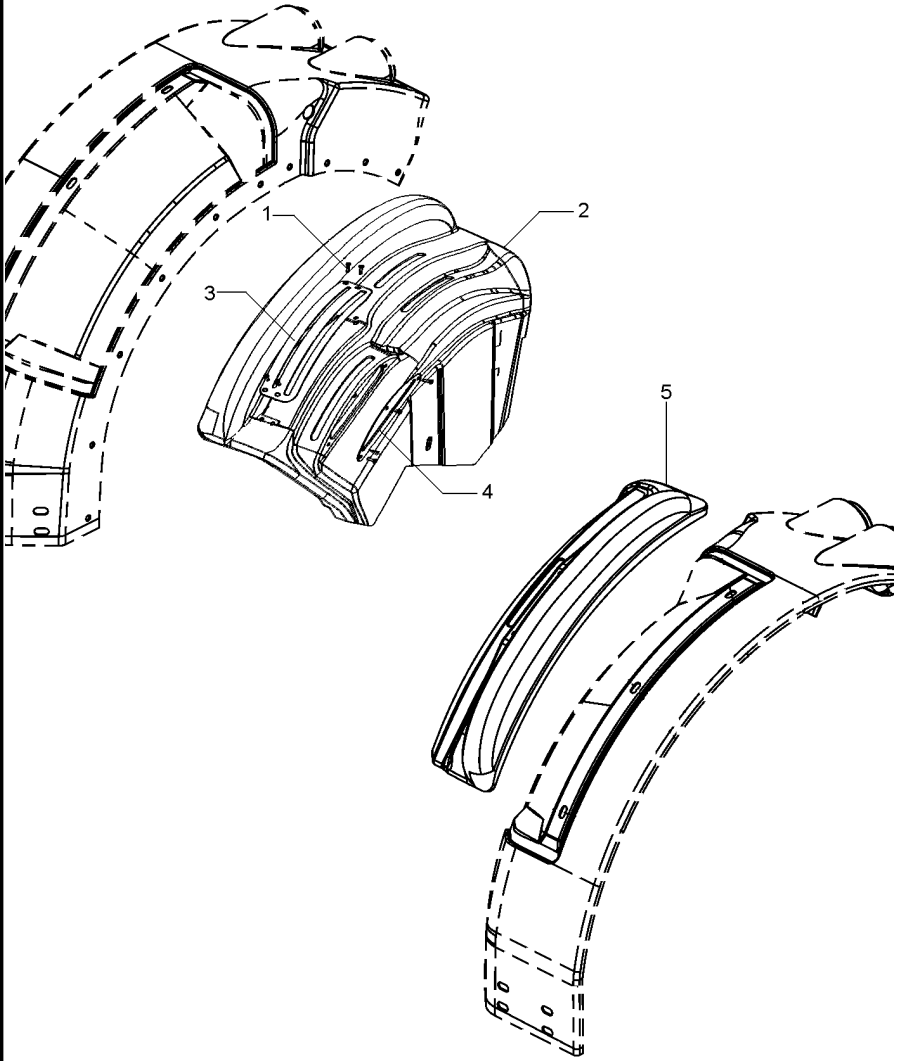
- | | | | |
|--------------|-------------|--------|-------------|
| 1 6260457M1 | 1 PÁRA-LAMA | FENDER | GUARDABARRO |
| 2 JC9004 | 4 PORCA | NUT | TUERCA |
| 3 6233239M91 | 1 SINALEIRA | SIGNAL | AVISADOR |
| 4 6234105M1 | 2 JUNTA | JOINT | JUNTA |
| 5 6233240M91 | 1 SINALEIRA | SIGNAL | AVISADOR |
| 6 HN6817 | 4 PARAFUSO | BOLT | PERNO |



Console Lateral
Side Console
Consola Lateral

105-250

Tratores Compacto
Compact Tractors
Tractores Compacto



- 1 3009532X1
- 2 6260451M1
- 3 6262081M1
- 4 6262082M1
- 5 6260454M1

- 7 PARAFUSO
- 1 CONSOLE
- 1 CHAPA GUIA
- 1 CHAPA GUIA
- 1 CONSOLE

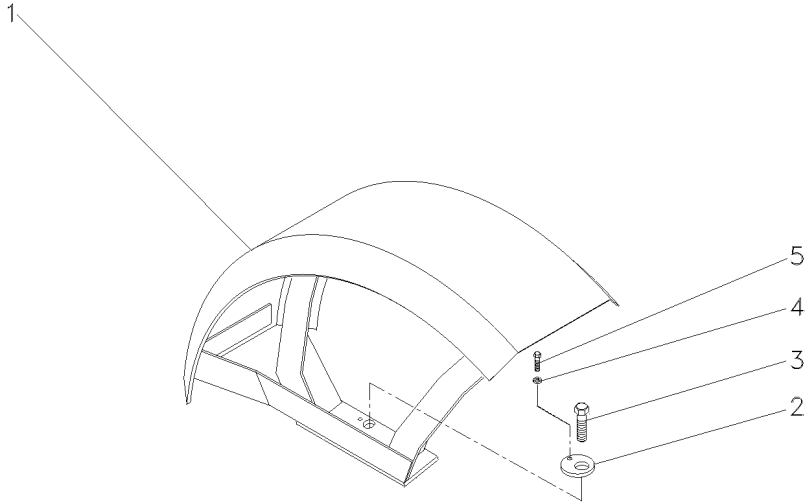
- BOLT
- CONSOLE
- GUIDE PLATE
- GUIDE PLATE
- CONSOLE

- PERNO
- CONSOLA
- CHAPA GUIA
- CHAPA GUIA
- CONSOLA

Paralama Dianteiro
Front Mudguard
Guardabarros Delantero

105-255

1	051747S1	▲ ▶	250205C000221	1	PÁRA-LAMA	FENDER	GUARDABARRO
1	6215560M91	▲ ▶	250205C000222	1	PÁRA-LAMA	FENDER	GUARDABARRO
1	051748S1	▲ ▶	250205C000221	1	PÁRA-LAMA	FENDER	GUARDABARRO
1	6215559M91	▲ ▶	250205C000222	1	PÁRA-LAMA	FENDER	GUARDABARRO
2	051755P1			2	ARRUELA	WASHER	ARANDELA
3	353592X1			2	PARAFUSO	BOLT	PERNO
4	353446X1			2	ARRUELA	WASHER	ARANDELA
5	353518X1		5/16x24x7/8	2	PARAFUSO	BOLT	PERNO

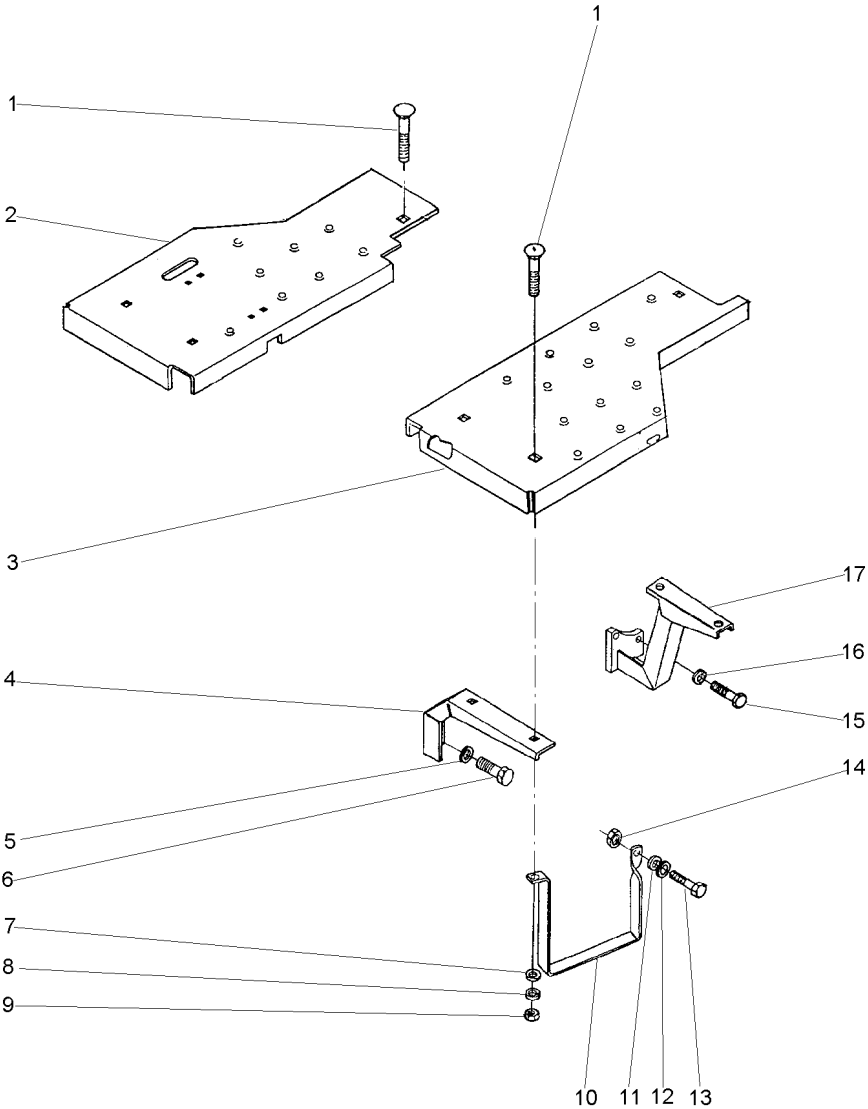


Soleira E Estribo
Footsteps
Chapas De Piso

2rm
2wd
2rm

105-260

Com Estrutura De Segurança
With Safety Frame
Con Bastidor De Seguridad



1 353810X1
2 033596S2
3 027434S2
4 027115P1
5 353432X1
6 353698X1
7 353756X1
8 353434X1
9 353431X1
10 037902P1
11 353446X1
12 829185M1
13 353517X1
14 353916X1
15 377184X1
16 353432X1
17 037571S1
17 037572S1

3/8x24x1.1/4



7/16x14x1"

3/8x24

5/16x24x3/4

5/16x24

7/16x14x1.3/4



8 PARAFUSO
1 SOLEIRA
1 SOLEIRA
2 SUPORTE
4 ARRUELA
4 PARAFUSO
7 ARRUELA
8 ARRUELA
8 PORCA
1 ESTRIBO
1 ARRUELA
1 ARRUELA
1 PARAFUSO
1 PORCA
4 PARAFUSO
4 ARRUELA
1 SUPORTE
1 SUPORTE

BOLT
FOOT REST
FOOT REST
BRACKET
WASHER
BOLT
WASHER
WASHER
NUT
FOOT BOARD
WASHER
WASHER
BOLT
NUT
BOLT
WASHER
BRACKET
BRACKET

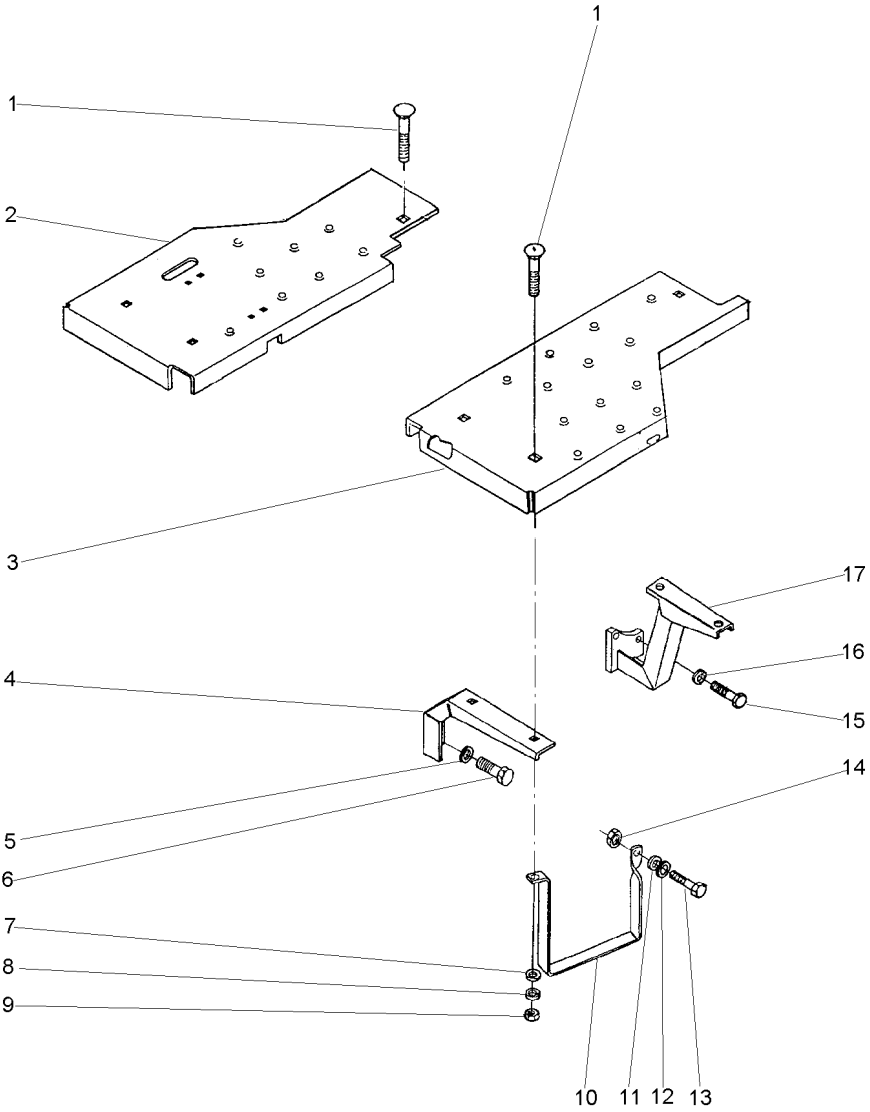
PERNO
REPOSAPIES
REPOSAPIES
SOPORTE
ARANDELA
PERNO
ARANDELA
ARANDELA
TUERCA
ESTRIBO
ARANDELA
ARANDELA
PERNO
TUERCA
PERNO
ARANDELA
SOPORTE
SOPORTE

Soleira E Estribo
Footsteps
Chapas De Piso

4rm
4wd
4rm

105-265

Com Creeper
With Creeper
Con Creeper



- 1 353810X1
- 2 064041S1
- 3 064039S1
- 4 027115P1
- 5 353432X1
- 6 353698X1
- 7 353756X1
- 8 353434X1
- 9 353431X1
- 10 037902P1
- 11 353446X1
- 12 829185M1
- 13 353517X1
- 14 353916X1
- 15 377184X1
- 16 353432X1
- 17 037571S1
- 17 037572S1

3/8x24x1.1/4



7/16x14x1"

3/8x24

5/16x24x3/4

5/16x24

7/16x14x1.3/4



- 8 PARAFUSO
- 1 SOLEIRA
- 1 SOLEIRA
- 2 SUPORTE
- 4 ARRUELA
- 4 PARAFUSO
- 7 ARRUELA
- 8 ARRUELA
- 8 PORCA
- 1 ESTRIBO
- 1 ARRUELA
- 1 ARRUELA
- 1 PARAFUSO
- 1 PORCA
- 4 PARAFUSO
- 4 ARRUELA
- 1 SUPORTE
- 1 SUPORTE

- BOLT
- FOOT REST
- FOOT REST
- BRACKET
- WASHER
- BOLT
- WASHER
- WASHER
- NUT
- FOOT BOARD
- WASHER
- WASHER
- BOLT
- NUT
- BOLT
- WASHER
- BRACKET
- BRACKET

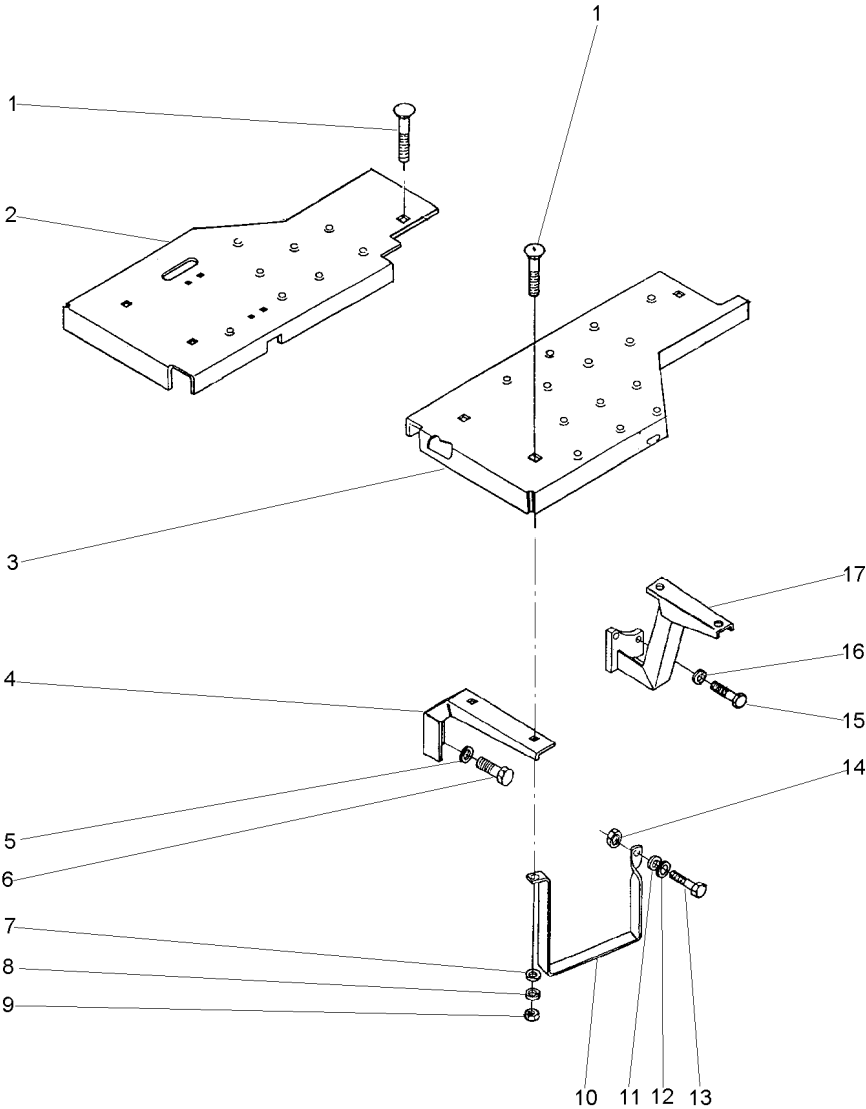
- PERNO
- REPOSAPIES
- REPOSAPIES
- SOPORTE
- ARANDELA
- PERNO
- ARANDELA
- ARANDELA
- TUERCA
- ESTRIBO
- ARANDELA
- ARANDELA
- PERNO
- TUERCA
- PERNO
- ARANDELA
- SOPORTE
- SOPORTE

Soleira E Estribo
Footsteps
Chapas De Piso

Estreito
Narrow
Estrecho

105-270

2 Rm - Estreito
2 Wd - Narrow
2 Rm - Estrecho



- 1 353810X1
- 2 052834S1
- 3 052835S1
- 4 027368P1
- 5 353432X1
- 6 353698X1
- 7 353756X1
- 8 353434X1
- 9 353431X1
- 10 037902P1
- 11 353446X1
- 12 829185M1
- 13 353517X1
- 14 353916X1
- 15 377184X1
- 16 353432X1
- 17 036924S1
- 17 036925S1

3/8x24x1.1/4

7/16x14x1"

3/8x24

5/16x24x3/4

5/16x24

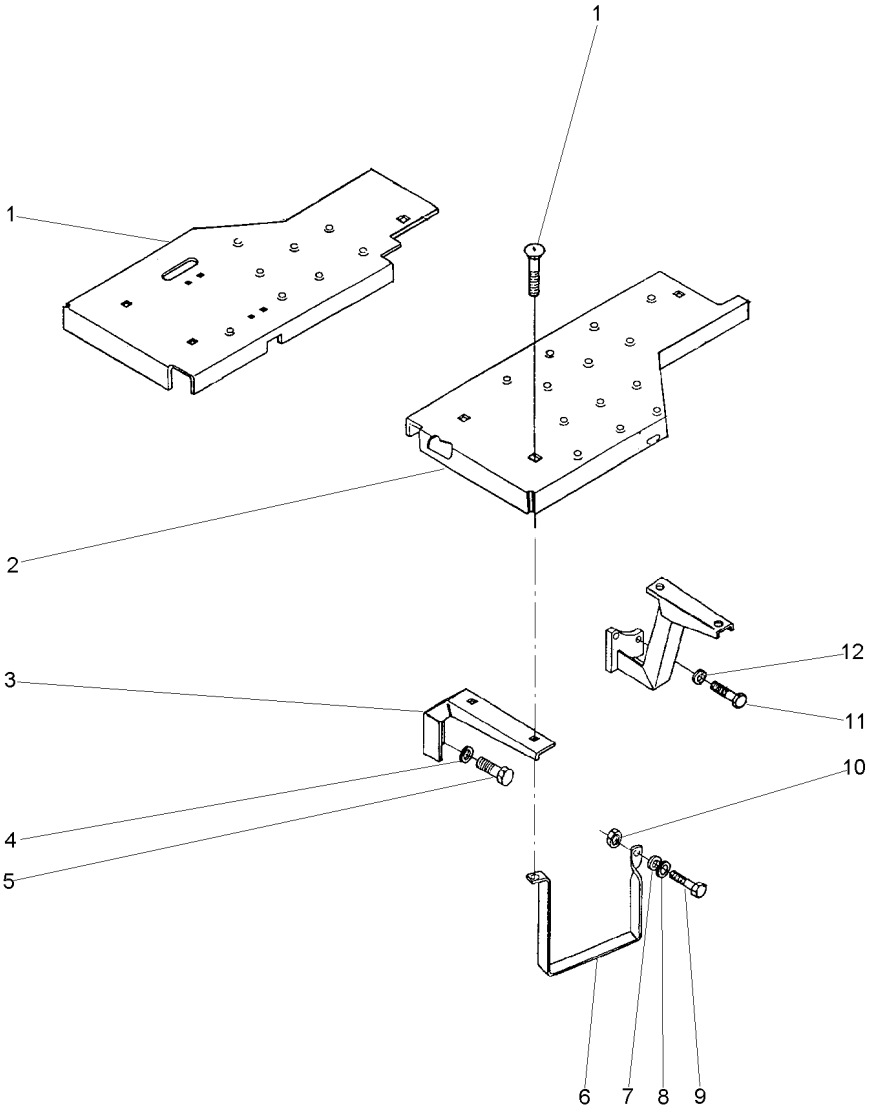
7/16x14x1.3/4



- 9 PARAFUSO
- 1 SOLEIRA
- 1 SOLEIRA
- 2 SUPORTE
- 4 ARRUELA
- 4 PARAFUSO
- 8 ARRUELA
- 9 ARRUELA
- 9 PORCA
- 1 ESTRIBO
- 1 ARRUELA
- 1 ARRUELA
- 1 PARAFUSO
- 1 PORCA
- 4 PARAFUSO
- 4 ARRUELA
- 1 SUPORTE
- 1 SUPORTE

- BOLT
- FOOT REST
- FOOT REST
- BRACKET
- WASHER
- BOLT
- WASHER
- WASHER
- NUT
- FOOT BOARD
- WASHER
- WASHER
- BOLT
- NUT
- BOLT
- WASHER
- BRACKET
- BRACKET

- PERNO
- REPOSAPIES
- REPOSAPIES
- SOPORTE
- ARANDELA
- PERNO
- ARANDELA
- ARANDELA
- TUERCA
- ESTRIBO
- ARANDELA
- ARANDELA
- PERNO
- TUERCA
- PERNO
- ARANDELA
- SOPORTE
- SOPORTE



- 1 064941S1
- 2 064939S1
- 3 027368P1
- 4 353432X1
- 5 353698X1
- 6 037902P1
- 7 353446X1
- 8 829185M1
- 9 353518X1
- 10 353916X1
- 11 377184X1
- 12 353432X1

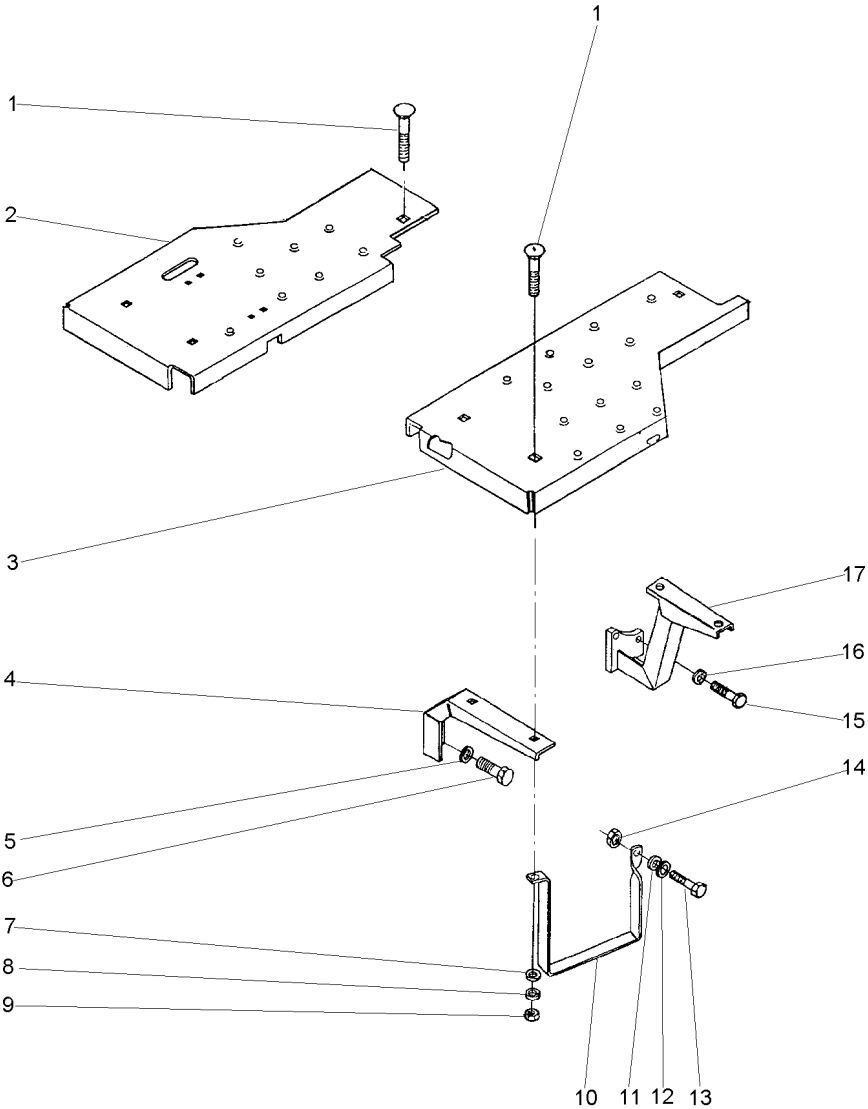
▶
 ◀
 7/16x14x1"
 5/16x24x3/4
 5/16x24
 7/16x14x1.3/4

- | | | |
|------------|------------|------------|
| 1 SOLEIRA | FOOT REST | REPOSAPIES |
| 1 SOLEIRA | FOOT REST | REPOSAPIES |
| 2 SUPORTE | BRACKET | SOPORTE |
| 4 ARRUELA | WASHER | ARANDELA |
| 4 PARAFUSO | BOLT | PERNO |
| 1 ESTRIBO | FOOT BOARD | ESTRIBO |
| 1 ARRUELA | WASHER | ARANDELA |
| 1 ARRUELA | WASHER | ARANDELA |
| 1 PARAFUSO | BOLT | PERNO |
| 1 PORCA | NUT | TUERCA |
| 4 PARAFUSO | BOLT | PERNO |
| 4 ARRUELA | WASHER | ARANDELA |

Soleira E Estribo
Footsteps
Chapas De Piso

4rm
4wd
4rm

105-280



- 1 353810X1
- 2 033596S1
- 3 027434S1
- 4 027115P1
- 5 353432X1
- 6 353698X1
- 7 353756X1
- 8 353434X1
- 9 353431X1
- 10 037902P1
- 11 353446X1
- 12 829185M1
- 13 353517X1
- 14 353916X1
- 15 377184X1
- 16 353432X1
- 17 037571S1
- 17 037572S1

3/8x24x1.1/4



7/16x14x1"

3/8x24

5/16x24x3/4

5/16x24

7/16x14x1.3/4



- 8 PARAFUSO
- 1 SOLEIRA
- 1 SOLEIRA
- 2 SUPORTE
- 4 ARRUELA
- 4 PARAFUSO
- 7 ARRUELA
- 8 ARRUELA
- 8 PORCA
- 1 ESTRIBO
- 1 ARRUELA
- 1 ARRUELA
- 1 PARAFUSO
- 1 PORCA
- 4 PARAFUSO
- 4 ARRUELA
- 1 SUPORTE
- 1 SUPORTE

- BOLT
- FOOT REST
- FOOT REST
- BRACKET
- WASHER
- BOLT
- WASHER
- WASHER
- NUT
- FOOT BOARD
- WASHER
- WASHER
- BOLT
- NUT
- BOLT
- WASHER
- BRACKET
- BRACKET

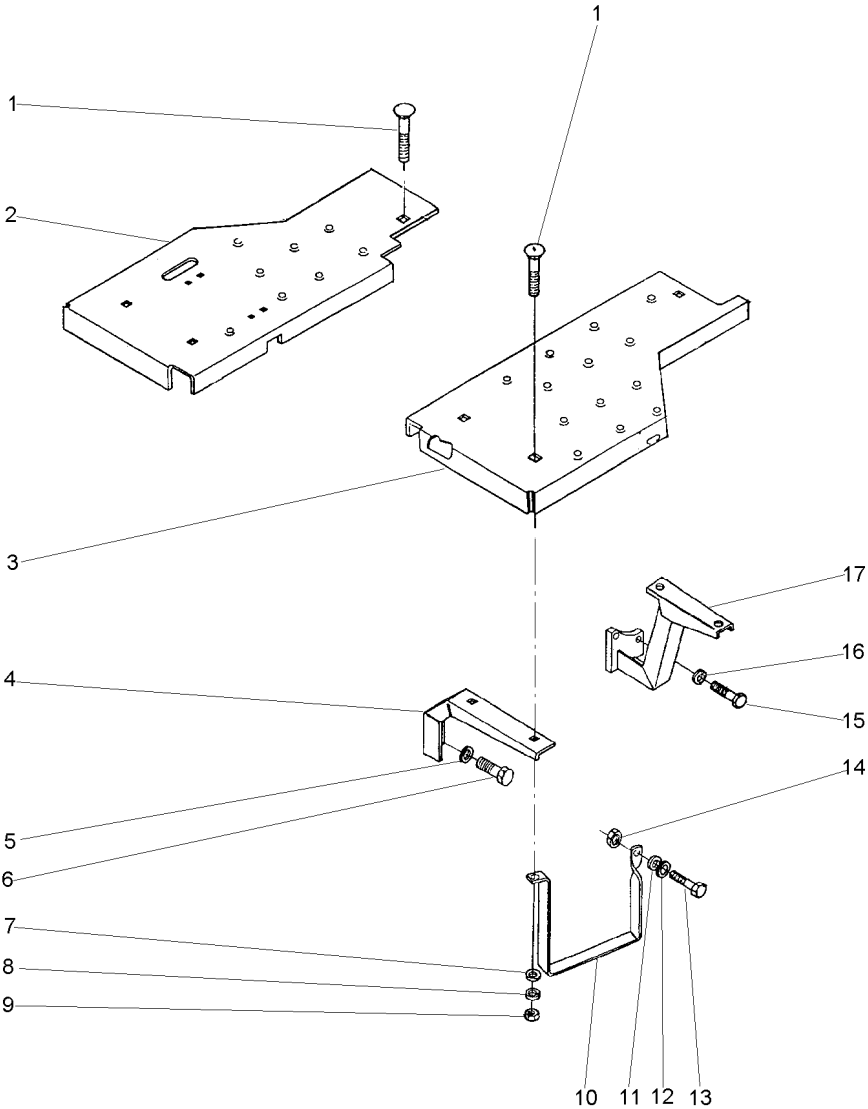
- PERNO
- REPOSAPIES
- REPOSAPIES
- SOPORTE
- ARANDELA
- PERNO
- ARANDELA
- ARANDELA
- TUERCA
- ESTRIBO
- ARANDELA
- ARANDELA
- PERNO
- TUERCA
- PERNO
- ARANDELA
- SOPORTE
- SOPORTE

Soleira E Estribo
Footsteps
Chapas De Piso

Estreito
Narrow
Estrecho

105-285

4 Rodas Motrizes - Sem Redutor De Velocidade
4 Wheels Drive - Without Creeper
4 Ruedas Motriz - Sin Reducción De Velociad



1 353810X1
2 037587S1
3 037589S1
4 027368P1
5 353432X1
6 353698X1
7 353756X1
8 353434X1
9 353431X1
10 037902P1
11 353446X1
12 829185M1
13 353517X1
14 353916X1
15 377184X1
16 353432X1
17 036924S1
17 036925S1

3/8x24x1.1/4



7/16x14x1"

3/8x24

5/16x24x3/4

5/16x24

7/16x14x1.3/4



9 PARAFUSO
1 SOLEIRA
1 SOLEIRA
2 SUPORTE
4 ARRUELA
4 PARAFUSO
8 ARRUELA
9 ARRUELA
9 PORCA
1 ESTRIBO
1 ARRUELA
1 ARRUELA
1 PARAFUSO
1 PORCA
4 PARAFUSO
4 ARRUELA
1 SUPORTE
1 SUPORTE

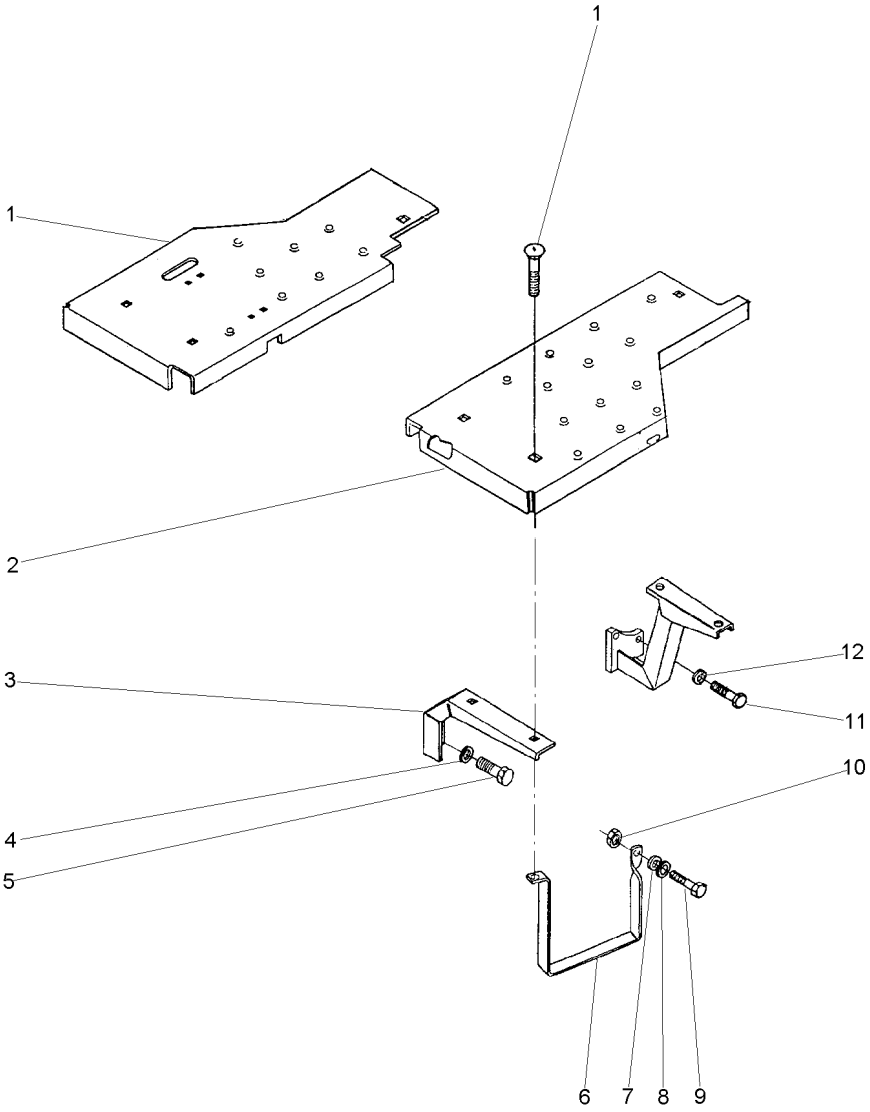
BOLT
FOOT REST
FOOT REST
BRACKET
WASHER
BOLT
WASHER
WASHER
NUT
FOOT BOARD
WASHER
WASHER
BOLT
NUT
BOLT
WASHER
BRACKET
BRACKET

PERNO
REPOSAPIES
REPOSAPIES
SOPORTE
ARANDELA
PERNO
ARANDELA
ARANDELA
TUERCA
ESTRIBO
ARANDELA
ARANDELA
PERNO
TUERCA
PERNO
ARANDELA
SOPORTE
SOPORTE

Soleira E Estribo
Footsteps
Chapas De Piso

Super Estreito
Super Narrow
Super Estrecho

105-290



- 1 045265S1
- 2 045261S1
- 3 027368P1
- 4 353432X1
- 5 353698X1
- 6 037902P1
- 7 353446X1
- 8 829185M1
- 9 353517X1
- 10 353916X1
- 11 377184X1
- 12 353432X1



7/16x14x1"

5/16x24x3/4
5/16x24
7/16x14x1.3/4

- 1 SOLEIRA
- 1 SOLEIRA
- 2 SUPORTE
- 4 ARRUELA
- 4 PARAFUSO
- 1 ESTRIBO
- 1 ARRUELA
- 1 ARRUELA
- 1 PARAFUSO
- 1 PORCA
- 4 PARAFUSO
- 4 ARRUELA

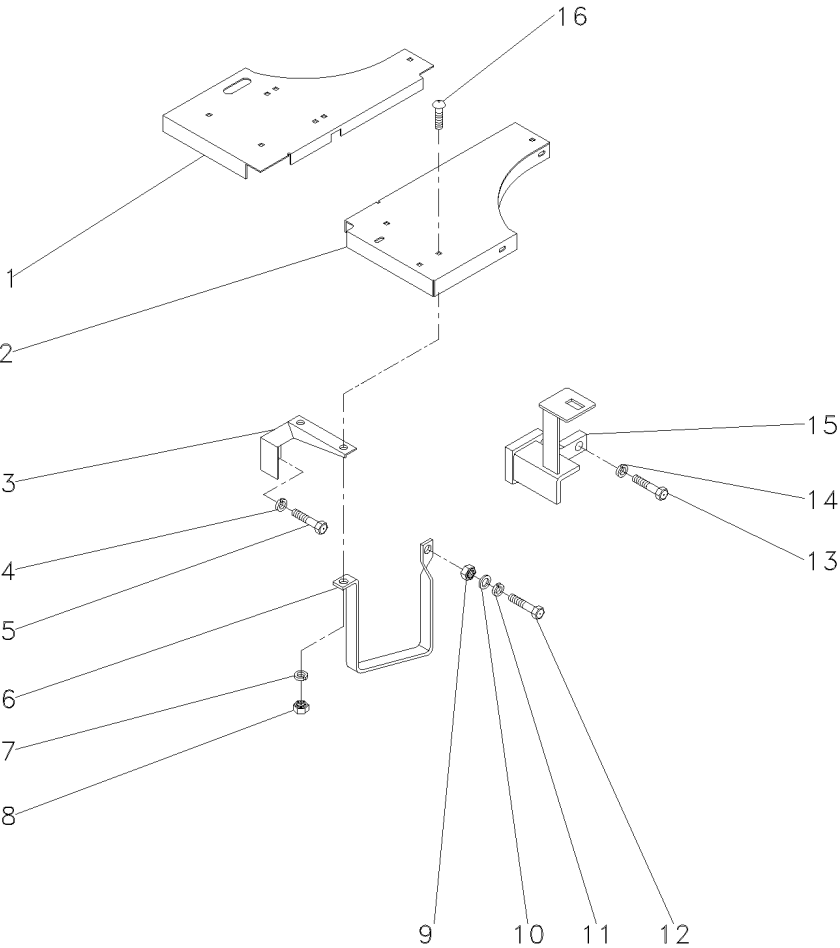
- FOOT REST
- FOOT REST
- BRACKET
- WASHER
- BOLT
- FOOT BOARD
- WASHER
- WASHER
- BOLT
- NUT
- BOLT
- WASHER

- REPOSAPIES
- REPOSAPIES
- SOPORTE
- ARANDELA
- PERNO
- ESTRIBO
- ARANDELA
- ARANDELA
- PERNO
- TUERCA
- PERNO
- ARANDELA

Soleira
Footsteps
Chapas De Piso

105-295

Viti
Viti
Viti



- 1 067984S1
- 2 067986S1
- 3 027115P1
- 4 353432X1
- 5 353698X1
- 6 037902P1
- 7 353434X1
- 8 353431X1
- 9 353916X1
- 10 829185M1
- 11 353446X1
- 12 353517X1
- 13 377184X1
- 14 353432X1
- 15 058335S1
- 15 058336S1
- 16 353810X1



- 1 SOLEIRA
- 1 SOLEIRA
- 2 SUPORTE
- 3 ARRUELA
- 4 PARAFUSO
- 1 ESTRIBO
- 6 ARRUELA
- 6 PORCA
- 1 PORCA
- 1 ARRUELA
- 1 ARRUELA
- 1 PARAFUSO
- 4 PARAFUSO
- 4 ARRUELA
- 1 SUPORTE
- 1 SUPORTE
- 6 PARAFUSO

- FOOT REST
- FOOT REST
- BRACKET
- WASHER
- BOLT
- FOOT BOARD
- WASHER
- NUT
- NUT
- WASHER
- WASHER
- BOLT
- BOLT
- WASHER
- BRACKET
- BRACKET
- BOLT

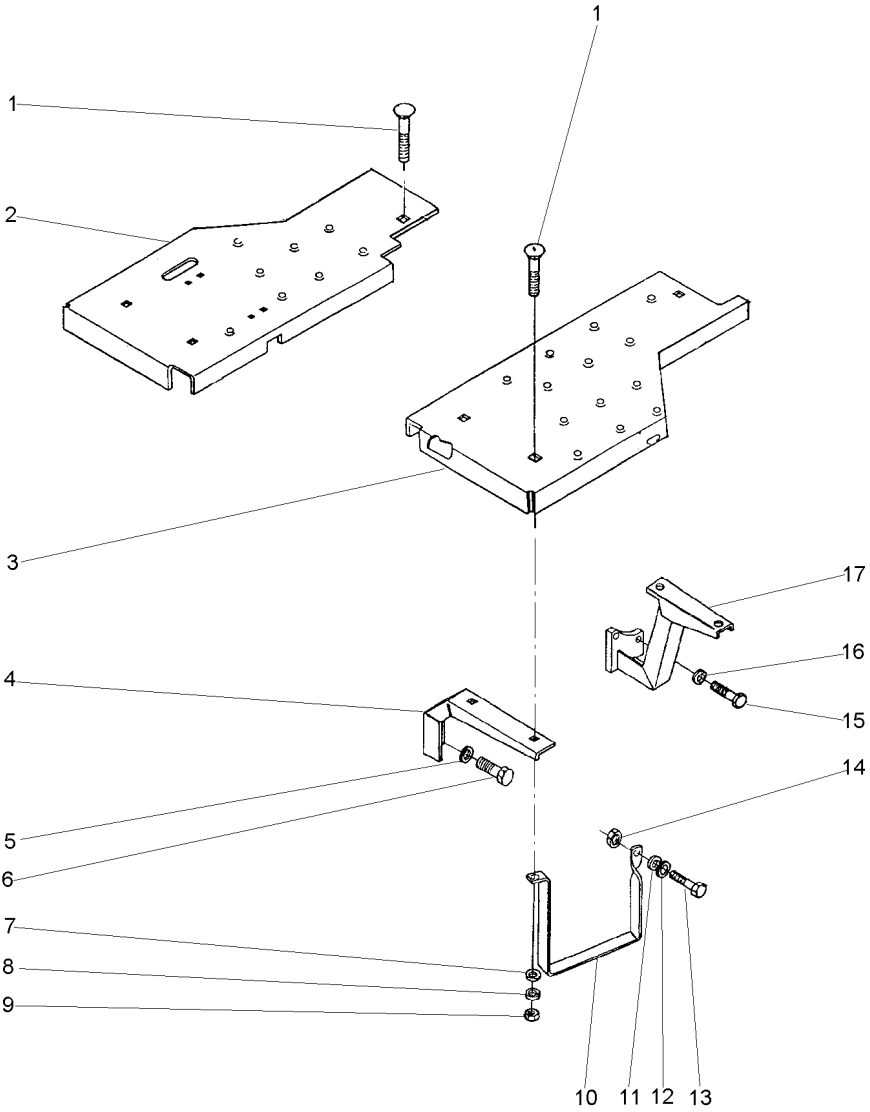
- REPOSAPIES
- REPOSAPIES
- SOPORTE
- ARANDELA
- PERNO
- ESTRIBO
- ARANDELA
- TUERCA
- TUERCA
- ARANDELA
- ARANDELA
- PERNO
- PERNO
- ARANDELA
- SOPORTE
- SOPORTE
- PERNO

Soleira E Estribo
Footsteps
Chapas De Piso

4rm
4wd
4rm

105-300

Viti - Com Creeper
Viti - With Creeper
Viti - Con Creeper



- 1 353810X1
- 2 037587S1
- 3 037589S1
- 4 027115P1
- 5 353432X1
- 6 353698X1
- 7 353756X1
- 8 353434X1
- 9 353431X1
- 10 037902P1
- 11 353446X1
- 12 829185M1
- 13 353517X1
- 14 353916X1
- 15 377184X1
- 16 353432X1
- 17 058335S1
- 17 058336S1

3/8x24x1.1/4



7/16x14x1"

3/8x24

5/16x24x3/4

5/16x24

7/16x14x1.3/4



- 9 PARAFUSO
- 1 SOLEIRA
- 1 SOLEIRA
- 2 SUPORTE
- 4 ARRUELA
- 4 PARAFUSO
- 8 ARRUELA
- 9 ARRUELA
- 9 PORCA
- 1 ESTRIBO
- 1 ARRUELA
- 1 ARRUELA
- 1 PARAFUSO
- 1 PORCA
- 4 PARAFUSO
- 4 ARRUELA
- 1 SUPORTE
- 1 SUPORTE

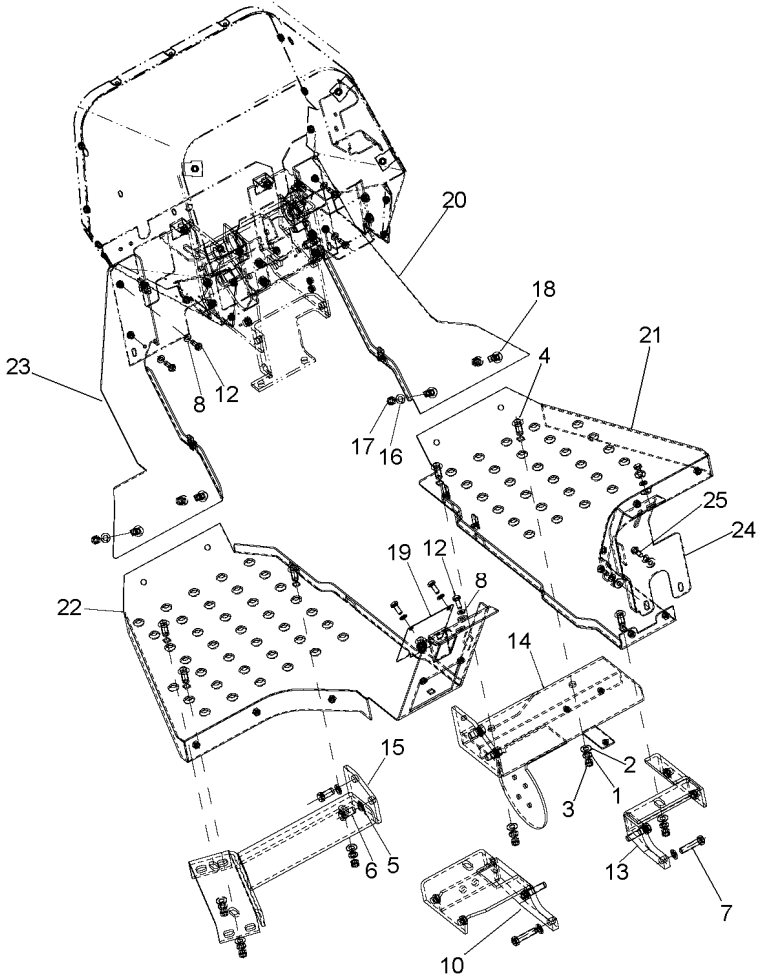
- BOLT
- FOOT REST
- FOOT REST
- BRACKET
- WASHER
- BOLT
- WASHER
- WASHER
- NUT
- FOOT BOARD
- WASHER
- WASHER
- BOLT
- NUT
- BOLT
- WASHER
- BRACKET
- BRACKET

- PERNO
- REPOSAPIES
- REPOSAPIES
- SOPORTE
- ARANDELA
- PERNO
- ARANDELA
- ARANDELA
- TUERCA
- ESTRIBO
- ARANDELA
- ARANDELA
- PERNO
- TUERCA
- PERNO
- ARANDELA
- SOPORTE
- SOPORTE

Cj. Soleira
Footsteps
Chapas De Piso

105-305

Estreito Sem Creeper - Tração Lateral
Narrow Without Creeper - Side Drive
Estrecho Sin Creeper - Tracción Lateral



- 1 353434X1
- 2 353756X1
- 3 353431X1
- 4 353810X1
- 5 353432X1
- 6 353698X1
- 7 377184X1
- 8 339374X1
- 10 6216787M91
- 12 339123X1
- 13 6208697M91
- 14 6213996M91
- 15 6209180M91
- 16 339376X1
- 17 355566X1
- 18 70931348
- 19 6219484M1
- 20 6222055M91
- 21 6221765M91
- 21 6216910M91
- 22 6221769M91
- 22 6216793M91
- 23 6222058M91
- 24 6219483M1
- 25 3009192X1



7C000945
7C000946
7C000945
7C000946

- 7 ARRUELA
- 7 ARRUELA
- 7 PORCA
- 7 PARAFUSO
- 8 ARRUELA
- 4 PARAFUSO
- 4 PARAFUSO
- 8 ARRUELA
- 1 SUPORTE
- 4 PARAFUSO
- 1 SUPORTE
- 1 SUPORTE
- 1 SUPORTE
- 4 ARRUELA
- 4 PORCA
- 4 PARAFUSO
- 1 TAMPA
- 1 SOLEIRA
- 1 CJ. SOLEIRA
- 1 CJ. SOLEIRA
- 1 CJ. SOLEIRA
- 1 CJ. SOLEIRA
- 1 SOLEIRA
- 1 CJ. SOLEIRA
- 4 PARAFUSO

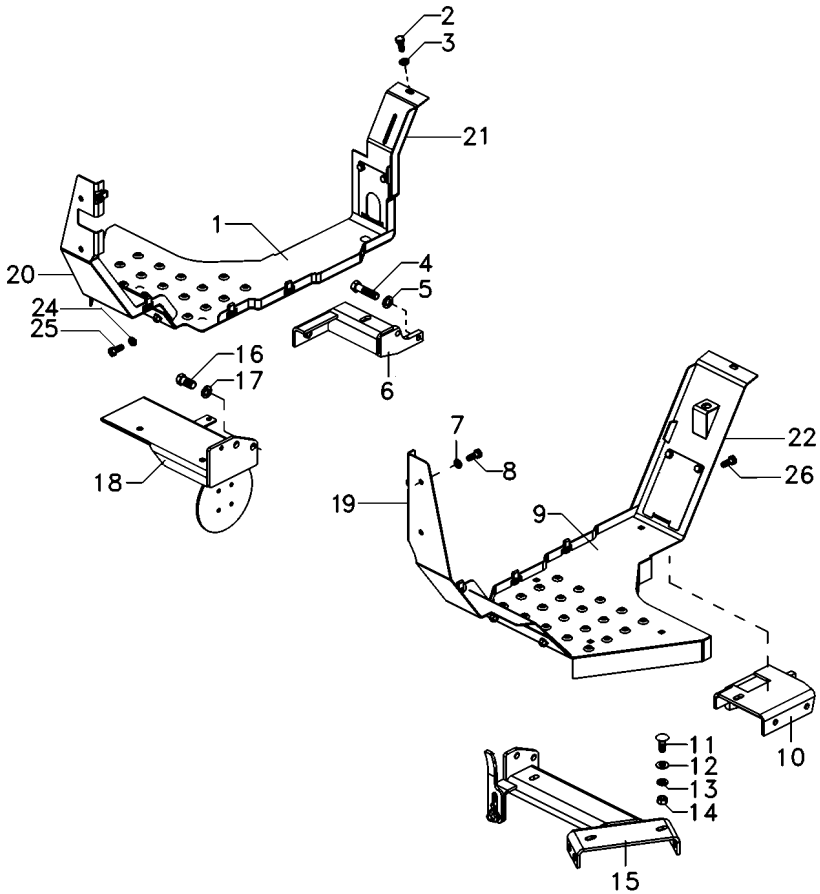
- WASHER
- WASHER
- NUT
- BOLT
- WASHER
- BOLT
- BOLT
- WASHER
- BRACKET
- BOLT
- BRACKET
- BRACKET
- BRACKET
- WASHER
- NUT
- BOLT
- COVER
- FOOT REST
- FOOTSTEP
- FOOTSTEP
- FOOTSTEP
- FOOTSTEP
- FOOT REST
- FOOTSTEP
- BOLT

- ARANDELA
- ARANDELA
- TUERCA
- PERNO
- ARANDELA
- PERNO
- PERNO
- ARANDELA
- SOPORTE
- PERNO
- SOPORTE
- SOPORTE
- SOPORTE
- ARANDELA
- TUERCA
- PERNO
- CUBIERTA
- REPOSAPIES
- CHAPAS DE PISO
- CHAPAS DE PISO
- CHAPAS DE PISO
- CHAPAS DE PISO
- REPOSAPIES
- CHAPAS DE PISO
- PERNO

Cj. Soleira
Footsteps
Chapas De Piso

105-310

Estreito Com Creeper - Tração Lateral
Narrow With Creeper - Side Drive
Estrecho Con Creeper - Tracción Lateral



- 1 6217665M91
- 1 6230309M91
- 2 339123X1
- 3 339374X1
- 4 377184X1
- 5 353432X1
- 6 6208697M91
- 7 339374X1
- 8 339123X1
- 9 6217670M91
- 10 6216787M91
- 11 353810X1
- 12 353756X1
- 13 353434X1
- 14 353431X1
- 15 6220546M91
- 16 353698X1
- 17 353432X1
- 18 6213996M91
- 19 6222058M91
- 20 6222055M91
- 21 6219483M1
- 21 6230258M91
- 22 6219484M1
- 24 355566X1
- 25 70931348
- 26 339056X1



- | | | |
|---------------|-----------|----------------|
| 1 Cj. SOLEIRA | FOOTSTEP | CHAPAS DE PISO |
| 1 Cj. SOLEIRA | FOOTSTEP | CHAPAS DE PISO |
| 8 PARAFUSO | BOLT | PERNO |
| 4 ARRUELA | WASHER | ARANDELA |
| 4 PARAFUSO | BOLT | PERNO |
| 4 ARRUELA | WASHER | ARANDELA |
| 1 SUPORTE | BRACKET | SOPORTE |
| 4 ARRUELA | WASHER | ARANDELA |
| 4 PARAFUSO | BOLT | PERNO |
| 1 Cj. SOLEIRA | FOOTSTEP | CHAPAS DE PISO |
| 1 SUPORTE | BRACKET | SOPORTE |
| 7 PARAFUSO | BOLT | PERNO |
| 7 ARRUELA | WASHER | ARANDELA |
| 7 ARRUELA | WASHER | ARANDELA |
| 7 PORCA | NUT | TUERCA |
| 1 SUPORTE | BRACKET | SOPORTE |
| 4 PARAFUSO | BOLT | PERNO |
| 8 ARRUELA | WASHER | ARANDELA |
| 1 SUPORTE | BRACKET | SOPORTE |
| 1 SOLEIRA | FOOT REST | REPOSAPIES |
| 1 SOLEIRA | FOOT REST | REPOSAPIES |
| 1 Cj. SOLEIRA | FOOTSTEP | CHAPAS DE PISO |
| 1 Cj. SOLEIRA | FOOTSTEP | CHAPAS DE PISO |
| 1 TAMPA | COVER | CUBIERTA |
| 4 PORCA | NUT | TUERCA |
| 4 PARAFUSO | BOLT | PERNO |
| 4 ARRUELA | WASHER | ARANDELA |

Conjunto Extensão
Extension Set
Conjunto Extension

105-315

Tratores Compacto
Compact Tractors
Tractores Compacto

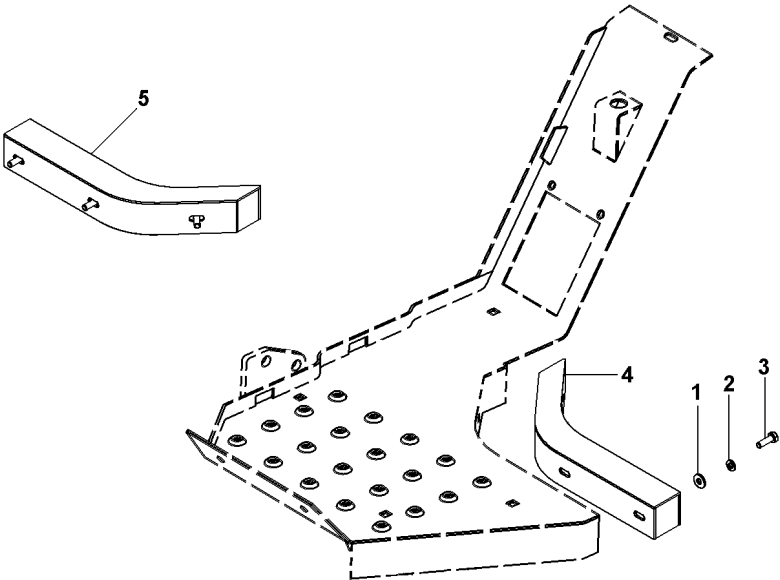
- 1 339056X1
- 2 339374X1
- 3 391931X1
- 4 6227771M91
- 5 6227777M91



- 6 ARRUELA
- 6 ARRUELA
- 6 PARAFUSO
- 1 EXTENSÃO
- 1 C.J. EXTENSÃO

- WASHER
- WASHER
- BOLT
- EXTENSION
- KIT, EXTENSION

- ARANDELA
- ARANDELA
- PERNO
- EXTENSION
- PROLONG.JUEGO

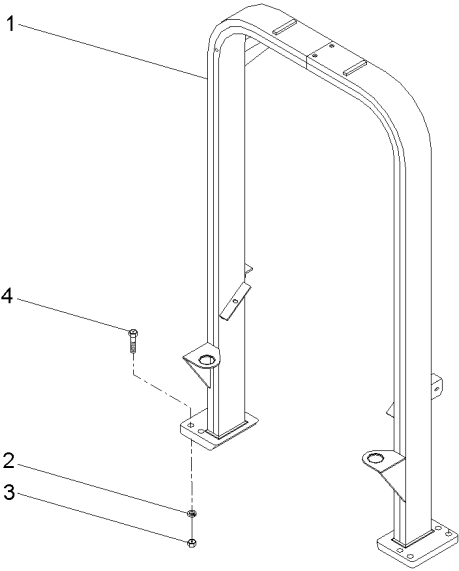


Estrutura De Segurança
Safety Frame
Bastidor De Seguridad

105-320

- 1 063522S1
- 2 353775X1
- 3 366957X1 3/4x10
- 4 373686X1 3/4x10x9.1/2

- | | | |
|-------------|-----------|------------|
| 1 ESTRUTURA | STRUCTURE | ESTRUCTURA |
| 8 ARRUELA | WASHER | ARANDELA |
| 8 PORCA | NUT | TUERCA |
| 8 PARAFUSO | BOLT | PERNO |



Estrutura De Segurança
Safety Frame
Bastidor De Seguridad

105-325

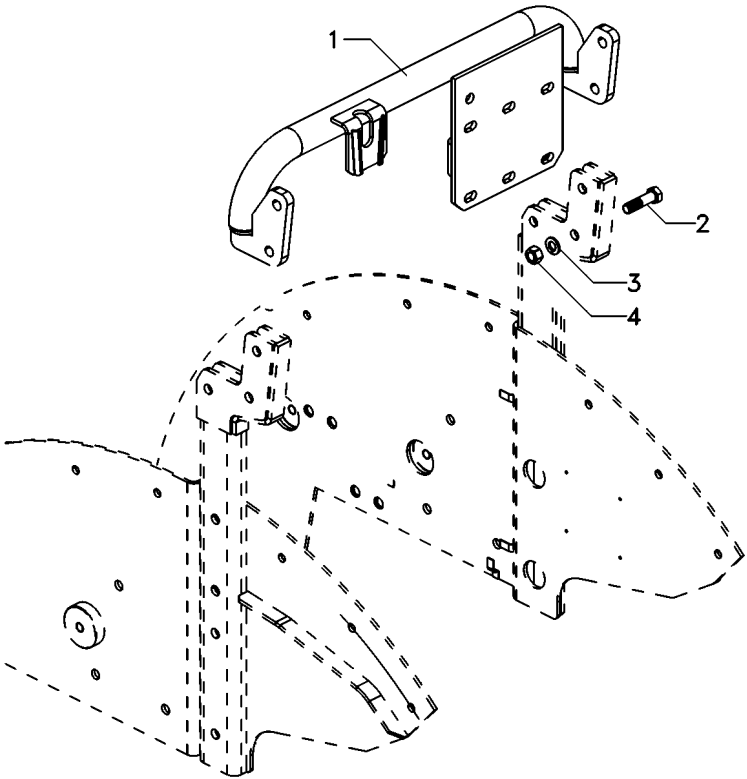
Tratores Compacto - Sem Rops
Compact Tractors - Without Rops
Tractores Compacto - Sin Rops

- 1 6208695M91
- 2 339208X1
- 3 339369X1
- 4 339054X1

- 1 SUPORTE
- 4 PARAFUSO
- 4 ARRUELA
- 4 PORCA

- BRACKET
- BOLT
- WASHER
- NUT

- SOPORTE
- PERNO
- ARANDELA
- TUERCA

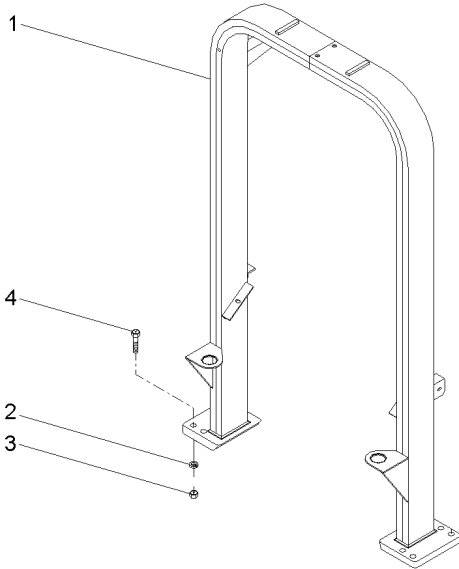


Estrutura De Proteção
Roll- Over Protective
Estructura De Protecion

105-330

- 1 063590N1
- 2 353775X1
- 3 366957X1
- 4 373686X1

- | | | |
|-----------------|-----------|------------|
| 1 CJ. ESTRUTURA | STRUCTURE | ESTRUCTURA |
| 8 ARRUELA | WASHER | ARANDELA |
| 8 PORCA | NUT | TUERCA |
| 8 PARAFUSO | BOLT | PERNO |



Suporte
 Support
 Soporte

Paralama
 Fender
 Guardafangos

105-335

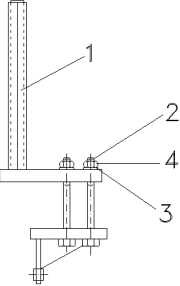
- 1 063609S1
- 1 063610S1
- 2 368547X1
- 3 353775X1
- 4 366957X1



- 1 SUPORTE
- 1 SUPORTE
- 8 PARAFUSO
- 8 ARRUELA
- 8 PORCA

- BRACKET
- BRACKET
- BOLT
- WASHER
- NUT

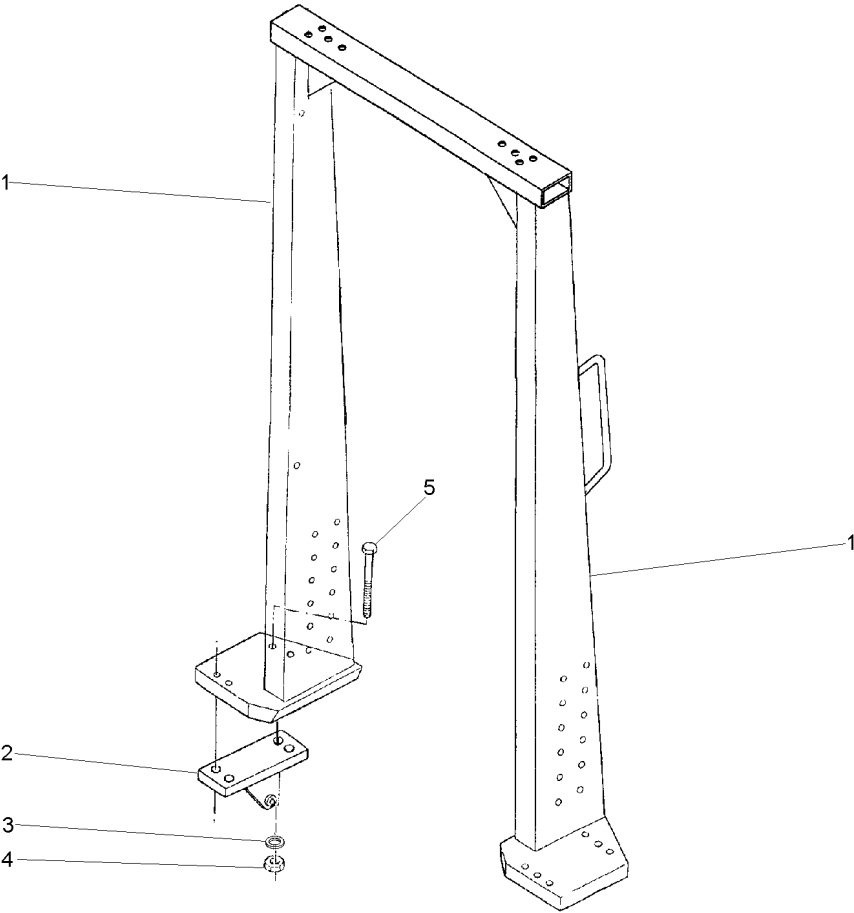
- SOPORTE
- SOPORTE
- PERNO
- ARANDELA
- TUERCA



Estrutura De Proteção
Roll- Over Protective
Estructura De Protecion

105-340

Aeroporto
Airport
Aeropuerto



- 1 047032N1
- 2 037591S1
- 2 037592S1
- 3 353775X1
- 4 366957X1
- 5 373686X1

105-350 No
3/4x10
3/4x10x9.1/2

- 1 ADUTOR
- 1 SUPORTE
- 1 SUPORTE
- 8 ARRUELA
- 8 PORCA
- 8 PARAFUSO

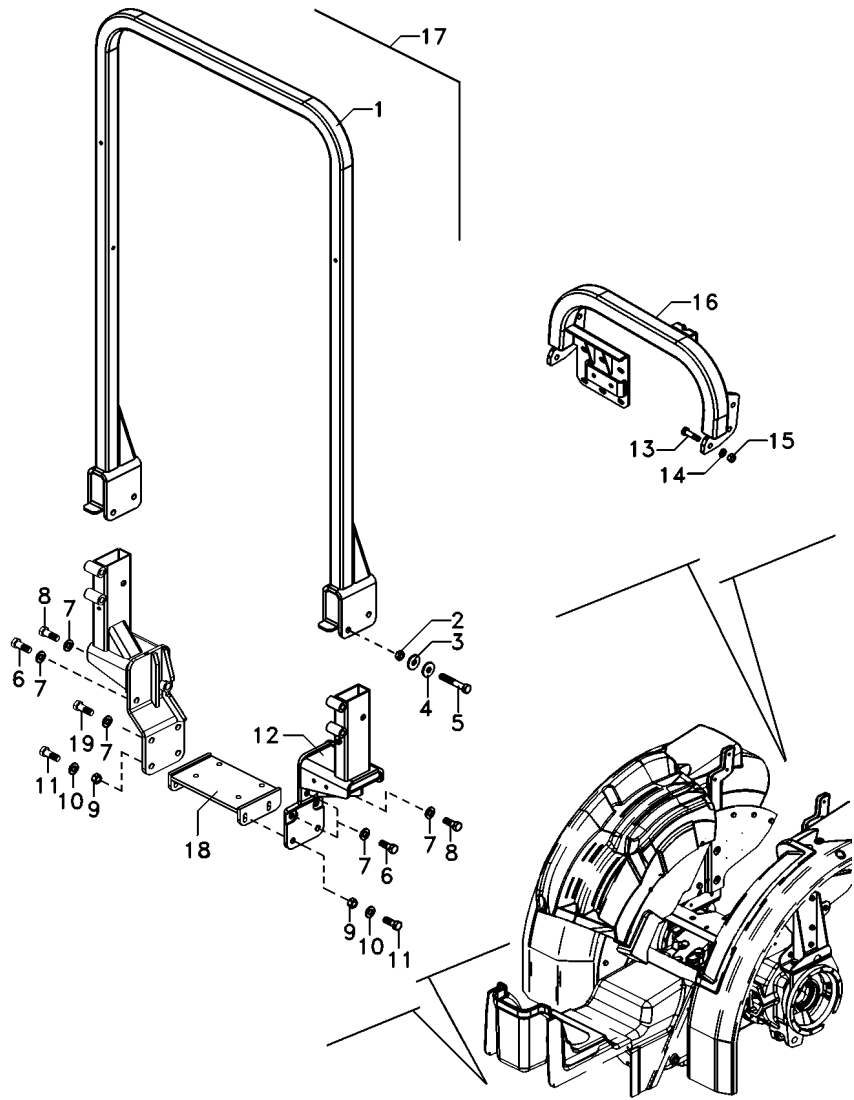
FRAME
BRACKET
BRACKET
WASHER
NUT
BOLT

BASTIDOR
SOPORTE
SOPORTE
ARANDELA
TUERCA
PERNO

Estrutura De Proteção
Roll- Over Protective
Estructura De Protecion

105-345

Tratores Compacto - Basculante
Compact Tractors - Inclínable
Tractores Compacto - Inclínable



- 1 6211159M91
- 2 375112X1
- 3 70921345
- 4 70921345
- 5 354295X1
- 6 353726X1
- 7 3585377M1
- 8 353729X1
- 9 368123X1
- 10 3585377M1
- 11 353613X1
- 12 6211163M91
- 12 6211167M91
- 13 339208X1
- 14 339369X1
- 15 339054X1
- 16 6212464M91
- 17 6211175M91
- 18 6222318M91
- 19 367037X1

- 17
- 17
- 17
- 17
- 17

- 17 ◀
- 17 ▶

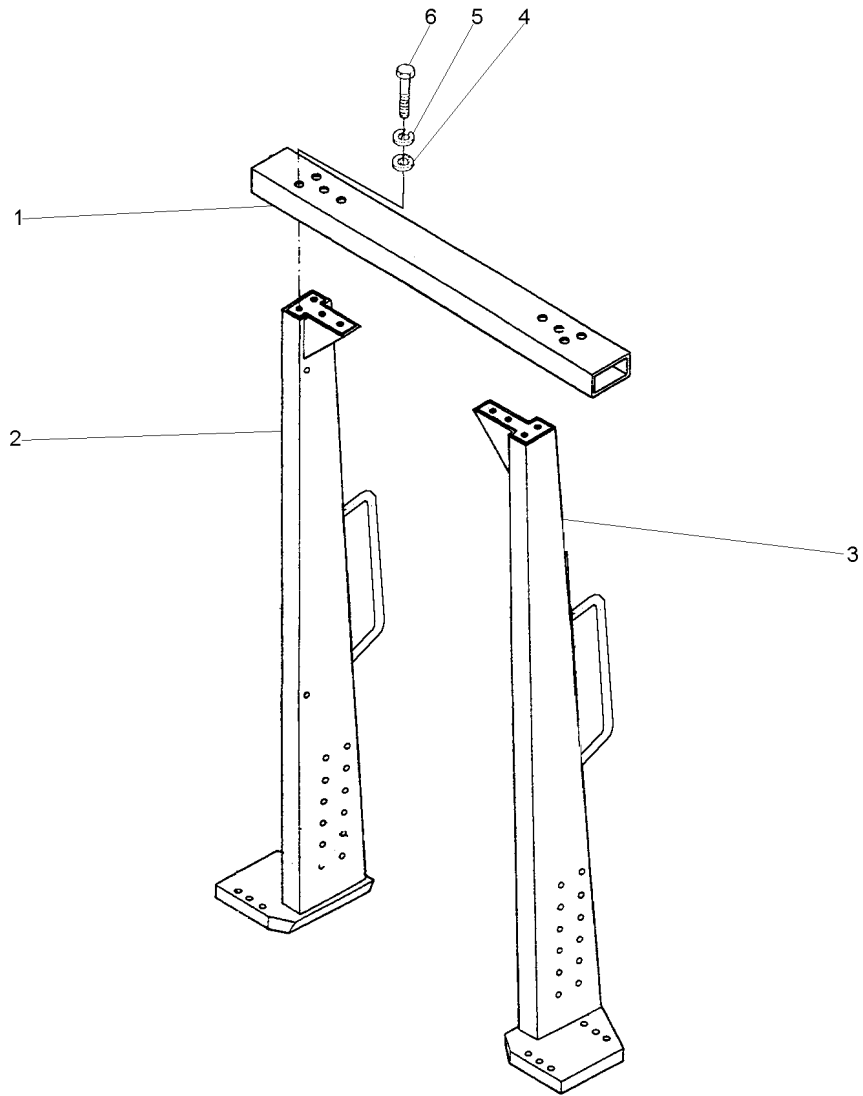
- 1 ESTRUTURA
- 4 PORCA
- 4 ARRUELA
- 4 ARRUELA
- 4 PARAFUSO
- 8 PARAFUSO
- 8 ARRUELA
- 2 PARAFUSO
- 4 PORCA
- 4 ARRUELA
- 4 PARAFUSO
- 1 SUPORTE
- 1 SUPORTE
- 6 PARAFUSO
- 6 ARRUELA
- 6 PORCA
- 1 ESTRUTURA
- 1 CJ. ESTRUTURA
- 1 SUPORTE
- 2 PARAFUSO

- STRUCTURE
- NUT
- WASHER
- WASHER
- BOLT
- BOLT
- WASHER
- BOLT
- NUT
- WASHER
- BOLT
- BRACKET
- BRACKET
- BOLT
- WASHER
- NUT
- STRUCTURE
- STRUCTURE
- BRACKET
- BOLT

- ESTRUTURA
- TUERCA
- ARANDELA
- ARANDELA
- PERNO
- PERNO
- ARANDELA
- PERNO
- TUERCA
- ARANDELA
- PERNO
- SOPORTE
- SOPORTE
- PERNO
- ARANDELA
- TUERCA
- ESTRUTURA
- ESTRUTURA
- SOPORTE
- PERNO

Estrutura
Structure
Estructura

105-350



- 1 026892S1
- 2 047031S1
- 3 047030S1
- 4 339027X1
- 5 339377X1
- 6 391120X1



M16x2,0x45

- 1 TRAVESSA
- 1 COLUNA
- 1 COLUNA
- 8 ARRUELA
- 8 ARRUELA
- 8 PARAFUSO


- BRIDGE PIECE
- COLUMN
- COLUMN
- WASHER
- WASHER
- BOLT

- CODO DE CRUCE
- COLUMNA
- COLUMNA
- ARANDELA
- ARANDELA
- PERNO

Pára-Brisas
Windshield
Parabrisas

105-355

Aeroporto
Airport
Aeropuerto

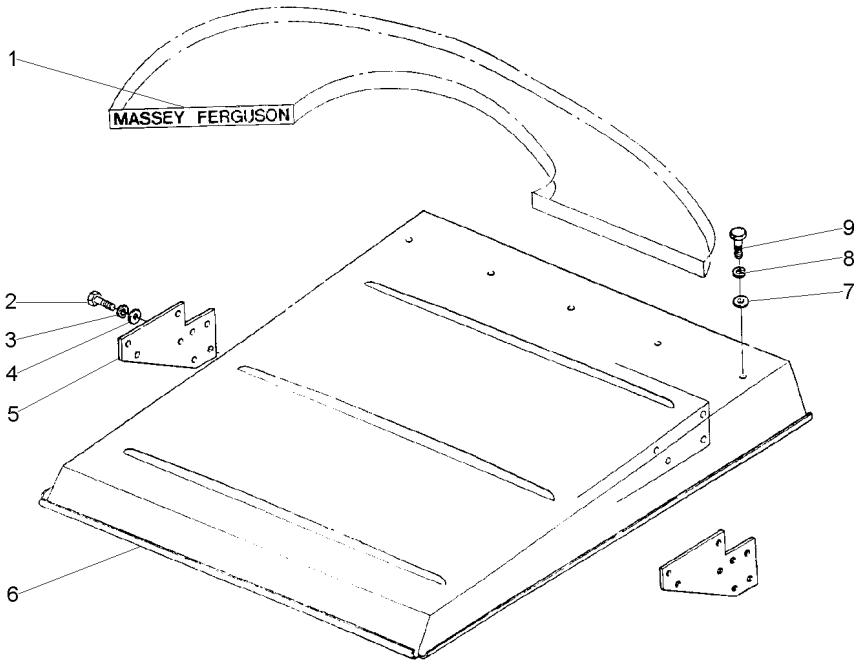


- 1 046945R1
2 046944R1
3 046946R1
4 047320R1 [A]
[A] PARA O LIMPADOR E FAROL ROTATIVO
TO WINDSHIELD WIPER AND ROTATIVE LIGHT
PARA EL LIMPIAPARABRISAS Y FARO ROTATIVO

- | | | |
|--------------------|-------------|------------------|
| 1 VIDRO | GLASS | CRISTAL |
| 1 LIMPADOR PARABRI | WIPER BLADE | ESCOBILLA L P BR |
| 2 VIDRO | GLASS | CRISTAL |
| 1 CHICOTE | HARNESS | MAZO CABLES |

Toldo
Canopy
Toldo

105-360



- | | | |
|---|-----------|------------|
| 1 | 3149677M1 | |
| 2 | 339451X1 | M10x1,5x30 |
| 3 | 339376X1 | |
| 4 | 390734X1 | |
| 5 | 022846T1 | |
| 6 | 047013S1 | |
| 7 | 390734X1 | |
| 8 | 339376X1 | |
| 9 | 339401X1 | M10x1,5x25 |

- | | | | |
|----|----------|---------|------------|
| 1 | DECAL | DECAL | CALCOMANIA |
| 2 | PARAFUSO | BOLT | PERNO |
| 2 | ARRUELA | WASHER | ARANDELA |
| 2 | ARRUELA | WASHER | ARANDELA |
| 2 | SUPORTE | BRACKET | SOPORTE |
| 1 | TOLDO | CANOPY | DOSEL |
| 19 | ARRUELA | WASHER | ARANDELA |
| 19 | ARRUELA | WASHER | ARANDELA |
| 19 | PARAFUSO | BOLT | PERNO |

Toldo
Canopy
Toldo

105-365

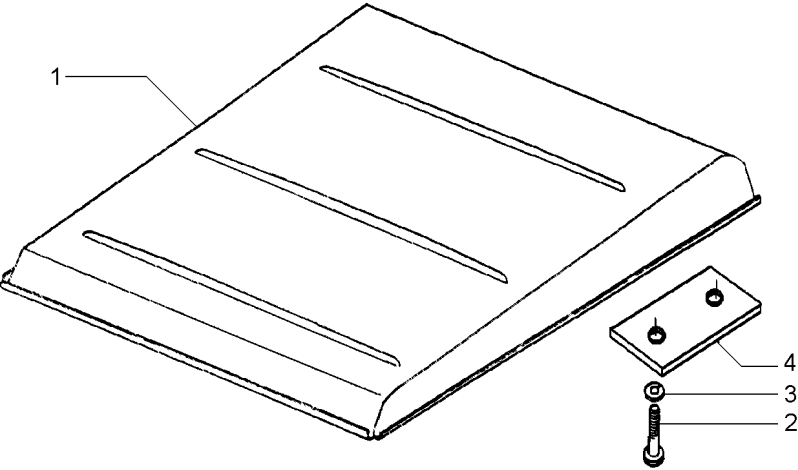
- 1 047162S1
- 2 1441368X1
- 3 339369X1
- 4 044808P1

M12x1,25x45

- 1 TOLDO
- 4 PARAFUSO
- 4 ARRUELA
- 2 FIXADOR

- CANOPY
- BOLT
- WASHER
- ATTACHMENT

- DOSEL
- PERNO
- ARANDELA
- ADITAMENTO



Espelho
Mirror
Espejo

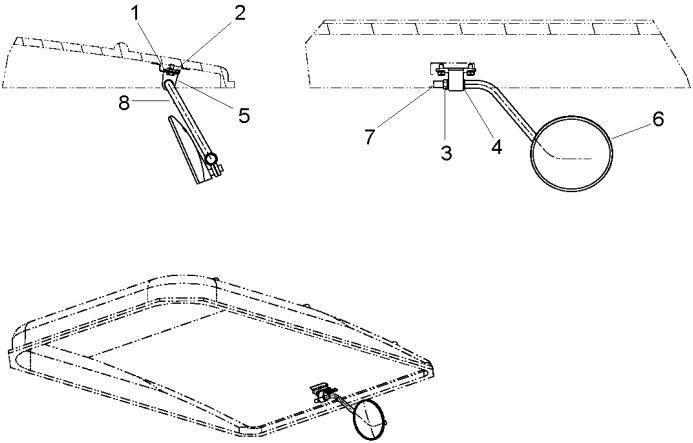
105-370

- 1 339124X1
- 2 339374X1
- 3 339402X1
- 4 391158X1
- 5 6236524M91
- 6 6236542M91
- 7 6236556M1
- 8 6239514M91

- 2 PARAFUSO
- 2 ARRUELA
- 1 PORCA
- 2 ARRUELA
- 1 COXIM
- 1 ESPELHO
- 1 TAMPÃO
- 1 HASTE

- BOLT
- WASHER
- NUT
- WASHER
- MOUNTING
- MIRROR
- PAD
- RAIL

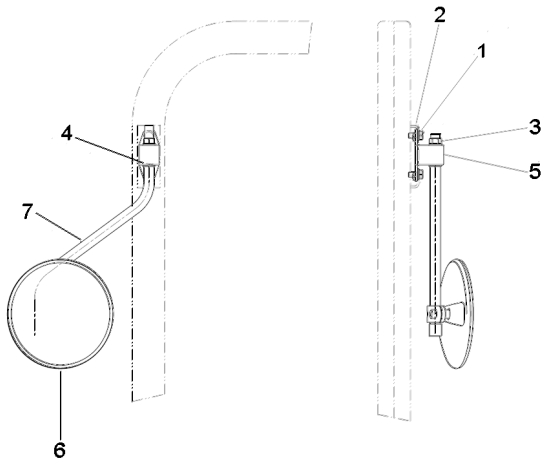
- PERNO
- ARANDELA
- TUERCA
- ARANDELA
- MONTANTE
- RETROVISOR
- ALMOHADILLA
- RIEL



Espelho
Mirror
Espejo

105-375

Montado No Rops
Mounted In The Rops
Montado En El Rops

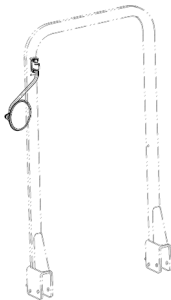


- 1 339124X1
- 2 339374X1
- 3 390881X1
- 4 391158X1
- 5 6236524M91
- 6 6236542M91
- 7 6239514M91

- 2 PARAFUSO
- 2 ARRUELA
- 1 PORCA
- 2 ARRUELA
- 1 COXIM
- 1 ESPELHO
- 1 HASTE

- BOLT
- WASHER
- NUT
- WASHER
- MOUNTING
- MIRROR
- RAIL

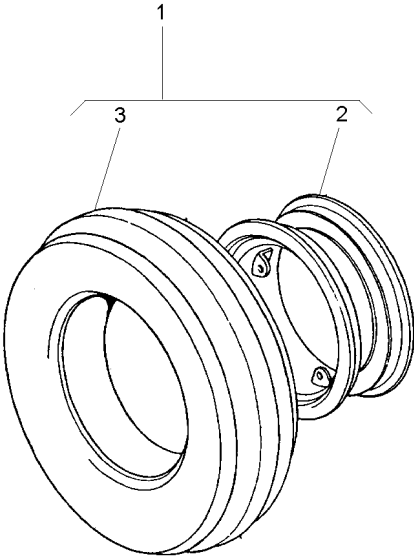
- PERNO
- ARANDELA
- TUERCA
- ARANDELA
- MONTANTE
- RETROVISOR
- RIEL



Rodas Dianteiras
Front Wheels
Ruedas Delanteras

Super Estreito
Super Narrow
Super Estrecho

130-10



- 1
- 2 488506M91
- 3 2801454M91

- 2801497M91
- 1
- 1 130-20 No

- 1 RODAGEM
- 1 RODA
- 1 CJ.PNEU E CÂMARA

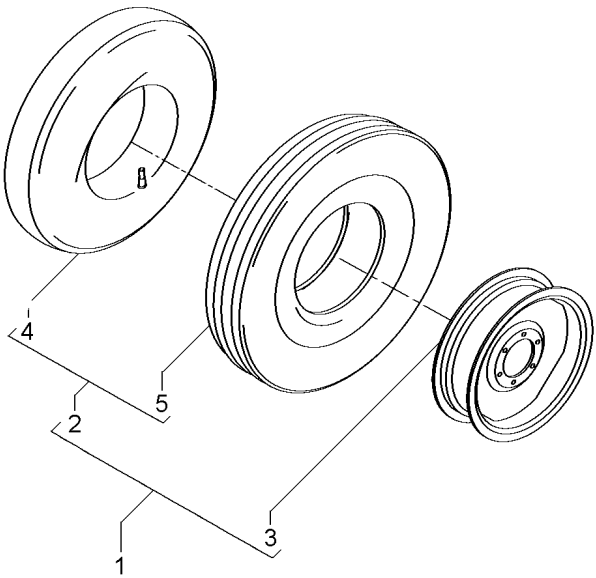
- WHEELS
- WHEEL
- TYRE AND TUBE

- RODAJE
- RUEDA
- NEUM.Y.CAMARA

Rodagem
Wheels
Ruedas

6.00 X 16
6.00 X 16
6.00 X 16

130-15



- 1 3145680M91 16.00X16
2 488506M91 1
4 2801455M1 2
5 3145681M1 26.00X16-6L

- 1 RODAGEM WHEELS RODAJE
2 CJ.PNEU E CÂMARA TYRE AND TUBE NEUM.Y.CAMARA
2 RODA WHEEL RUEDA
1 CÂMARA CHAMBER CAMARA
1 PNEU TYRE NEUMATICO

Rodas Dianteiras
Front Wheels
Ruedas Delanteras

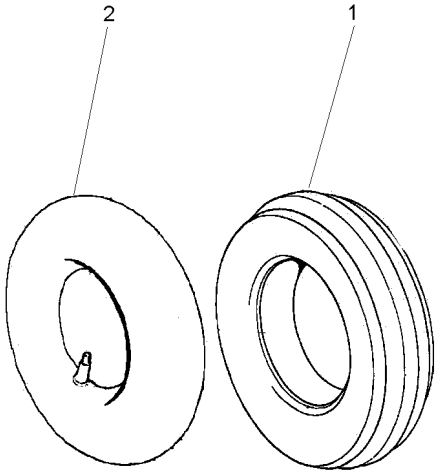
130-20

- 1 2801450M1
- 2 2801455M1

- 1 PNEU
- 1 CÂMARA

TYRE
CHAMBER

NEUMATICO
CAMARA

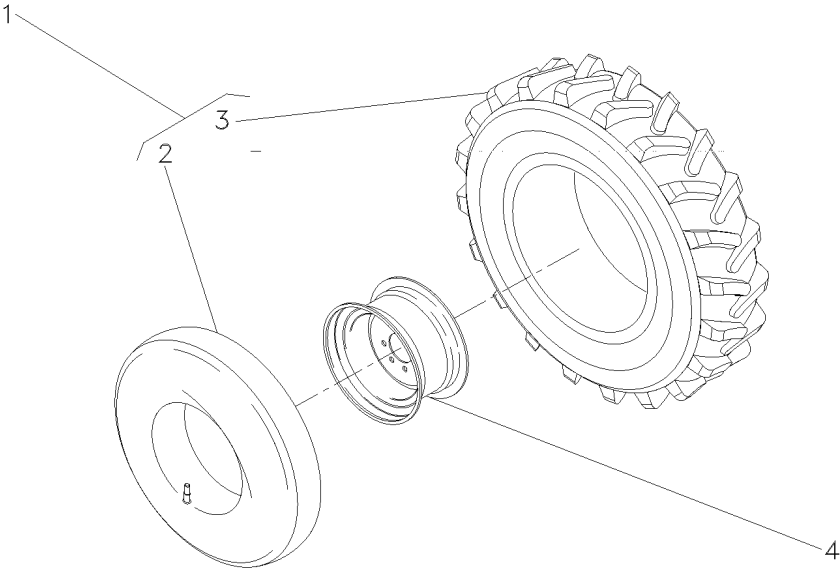


Rodas Dianteiras
Front Wheels
Ruedas Delanteras

130-25

4rm - Estreito - 7.00-18r1 / Até Nº Série 250206c0 00318
4wd - Narrow - 7.00-18r1 / Up To S/N 250206c00031 8
4rm - Estrecho - 7.00-18r1 / Hasta El N/S 250206c0 00318

1	036997N1		2	CJ.PNEU E CÂMARA	TYRE AND TUBE	NEUM.Y.CAMARA
2	036999P1	1	2	CÂMARA	CHAMBER	CAMARA
3	036998P1	17.00X18	2	PNEU	TYRE	NEUMATICO
4	036938S1		1	RODA	WHEEL	RUEDA



Rodagem
Wheels
Ruedas

8.00 X 18 R1
8.00 X 18 R1
8.00 X 18 R1

130-30

- 1 036939N1
- 2 036941P1
- 3 036940P1
- 4 036938S1

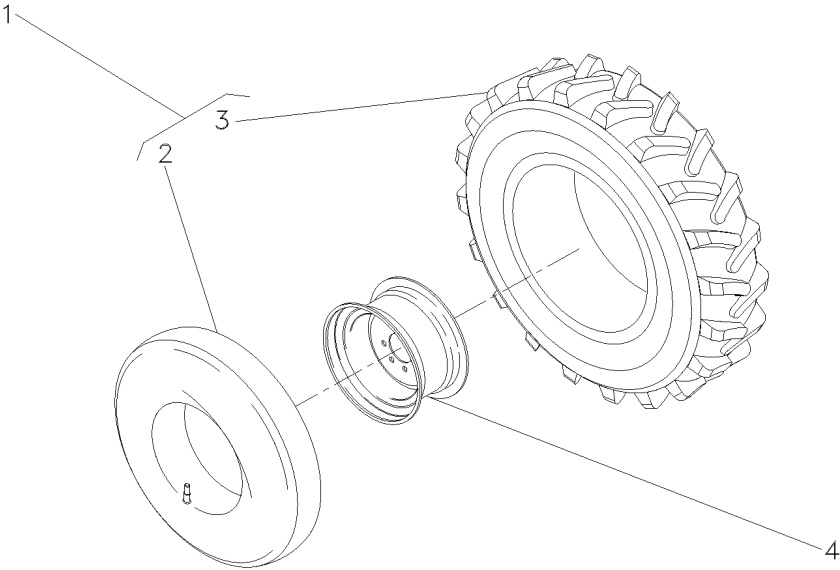
8.00X18

- 1
- 1

- 2 CJ.PNEU E CÂMARA
- 1 CÂMARA
- 1 PNEU
- 2 RODA

TYRE AND TUBE
CHAMBER
TYRE
WHEEL

NEUM.Y.CAMARA
CAMARA
NEUMATICO
RUEDA

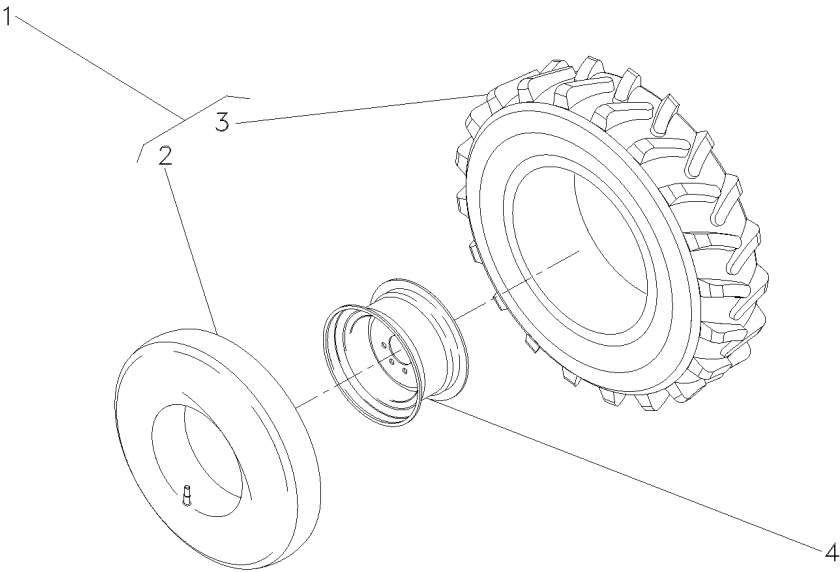


Rodagem
Wheels
Ruedas

130-35

7.00 X 18r1 (10l) - Estreito / A Partir Da Serie 2 50206c000319
7.00 X 18r1 (10l) - Narrow / From Serial 250206c00 0319
7.00 X 18r1 (10l) - Estrecho / Desde De La Serie 2 50206c000319

1	6219628M91	7.00X18	2	CJ.PNEU E CÂMARA	TYRE AND TUBE	NEUM.Y.CAMARA
2	036999P1	1	2	CÂMARA	CHAMBER	CAMARA
3	621929M1	1	2	PNEU	TYRE	NEUMATICO
4	036938S1		2	RODA	WHEEL	RUEDA

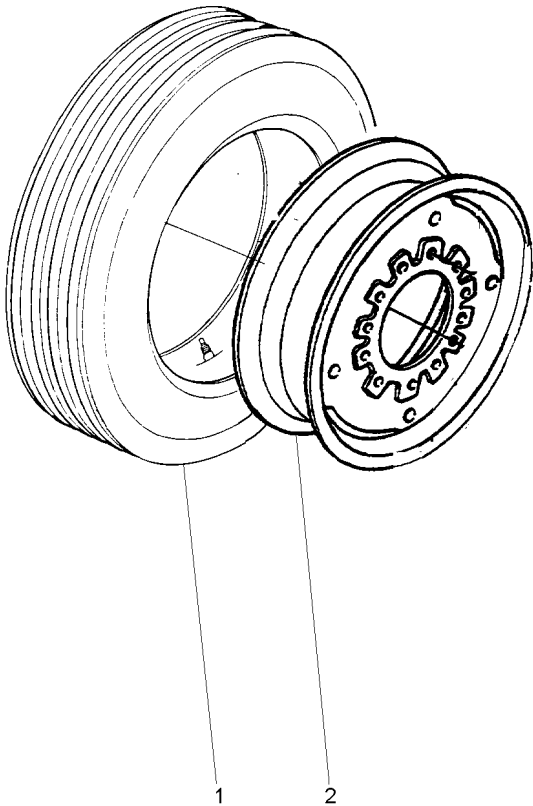


Rodas Dianteiras
Front Wheels
Ruedas Delanteras

130-40

- 1 047005N1
- 2 488506M91

- | | | |
|--------------------|---------------|---------------|
| 1 CJ.PNEU E CÂMARA | TYRE AND TUBE | NEUM.Y.CAMARA |
| 1 RODA | WHEEL | RUEDA |



Rodas Traseiras
Rear Wheels
Ruedas Traseras

12.4 X 28 R1
12.4 X 28 R1
12.4 X 28 R1

130-45

Disco De Chapa
Plate Disk
Disco De Chapa

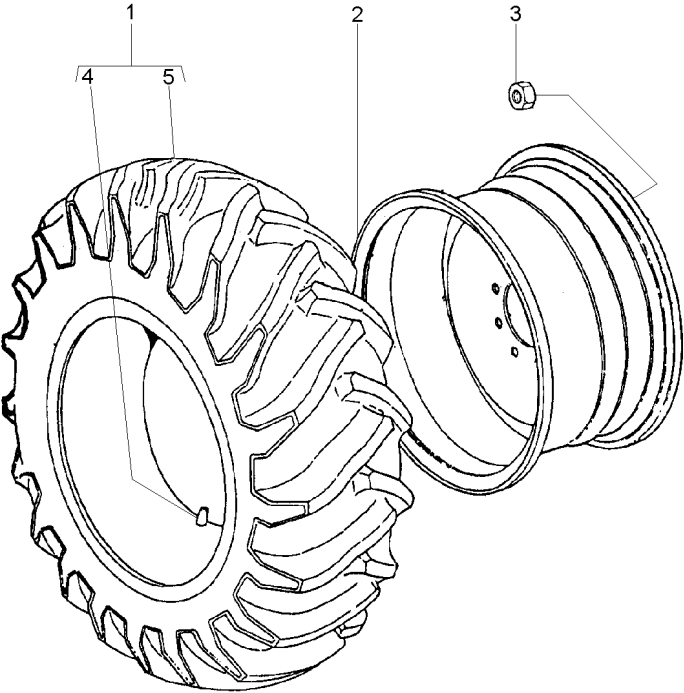
- 1 3410293M91
- 2 033916T1
- 3 881162M2
- 4 180380M1
- 5 3410294M1

5/8x18

- 2 CJ.PNEU E CÂMARA
- 2 ARO
- 16 PORCA
- 1 CÂMARA
- 1 PNEU

TYRE AND TUBE
RIM
NUT
CHAMBER
TYRE

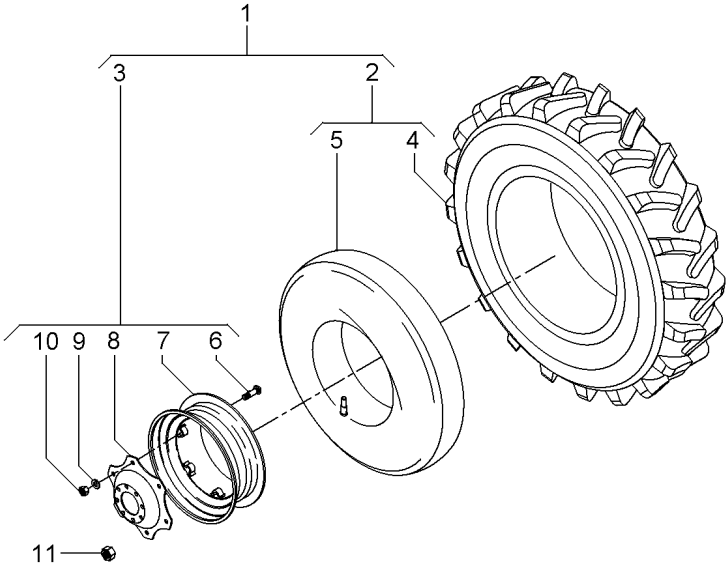
NEUM.Y.CAMARA
LLANTA
TUERCA
CAMARA
NEUMATICO



Rodas Traseiras
Rear Wheels
Ruedas Traseras

14.9 X 24 R1
14.9 X 24 R1
14.9 X 24 R1

130-50

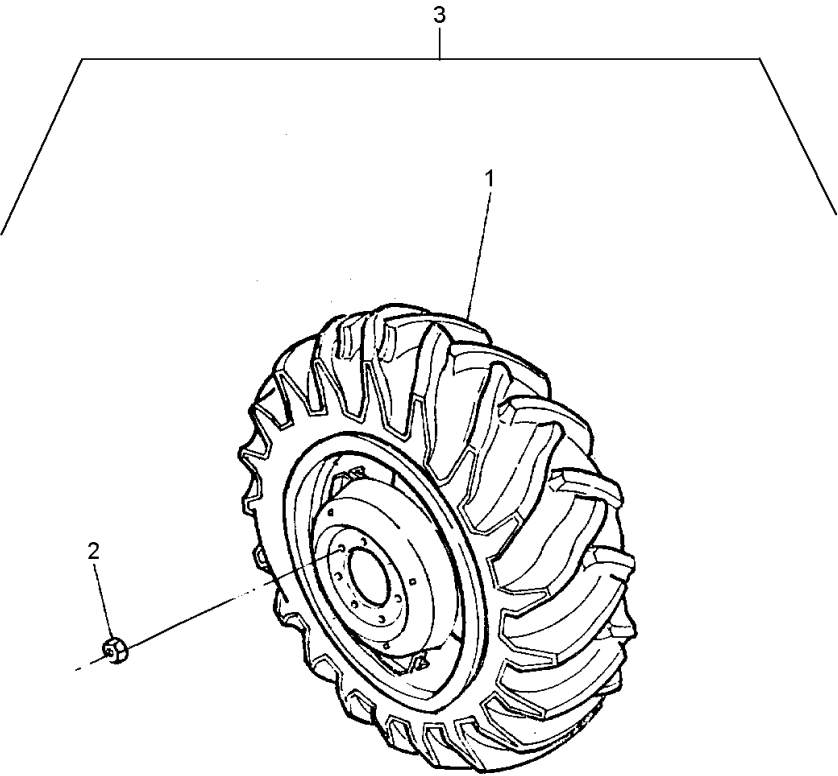


- | | |
|----|------------|
| 1 | 3412983M91 |
| 2 | 831522M91 |
| 3 | 3412980M92 |
| 4 | 831521M1 |
| 5 | 182578M1 |
| 6 | 3408246M1 |
| 7 | 487150M92 |
| 8 | 3412697M2 |
| 9 | 027646P1 |
| 10 | 353427X1 |
| 11 | 881162M2 |

- | | | | |
|----|------------------|---------------|---------------|
| 1 | RODAGEM | WHEELS | RODAJE |
| 2 | CJ.PNEU E CÂMARA | TYRE AND TUBE | NEUM.Y.CAMARA |
| 2 | RODA | WHEEL | RUEDA |
| 1 | PNEU | TYRE | NEUMATICO |
| 1 | CÂMARA | CHAMBER | CAMARA |
| 5 | PARAFUSO | BOLT | PERNO |
| 1 | ARO | RIM | LLANTA |
| 1 | DISCO | DISC | DISCO |
| 8 | ARRUELA | WASHER | ARANDELA |
| 8 | PORCA | NUT | TUERCA |
| 16 | PORCA | NUT | TUERCA |

Rodas Traseiras
Rear Wheels
Ruedas Traseras

130-55

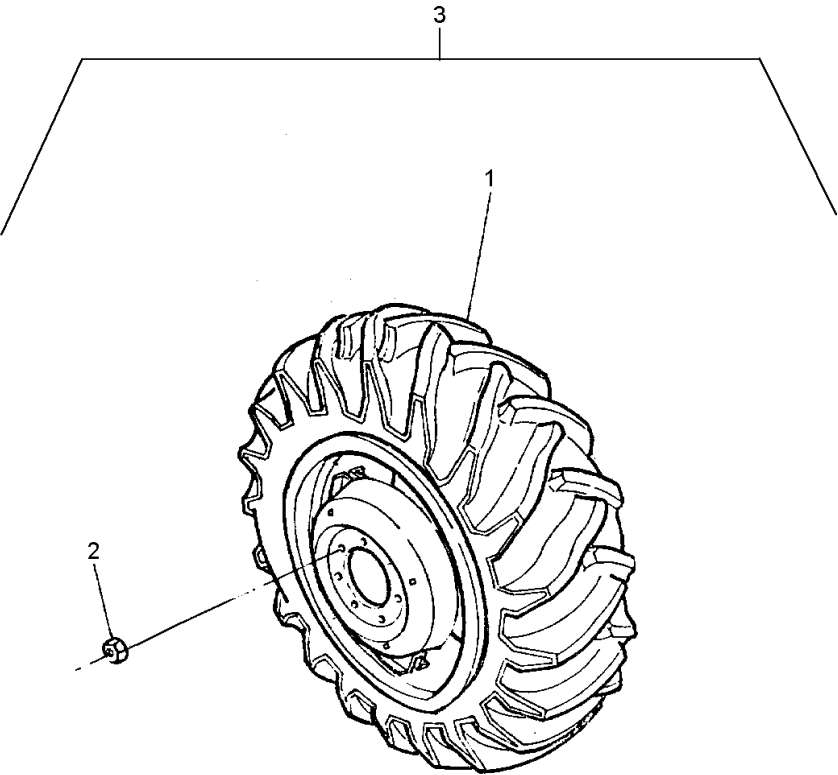


1	3412986M92	130-70 No	1	CJ. ARO/PNEU	WHEEL AND TYRE	RUEDA Y NEUMATIC
1	3412987M92	130-75 No	1	CJ. ARO/PNEU	WHEEL AND TYRE	RUEDA Y NEUMATIC
2	881162M2	5/8x18	16	PORCA	NUT	TUERCA
3		3412990M91	1	CJ. RODA	KIT, WHEEL	JUEGO DE RUEDA

Rodas Traseiras
Rear Wheels
Ruedas Traseras

14.9 X 24 R2
14.9 X 24 R2
14.9 X 24 R2

130-60



- 1 3412988M91
1 3412989M91
2 881162M2
3

- 3 130-80 No
3 130-100 No
35/8x18
3412991M91

- 1 CJ. ARO/PNEU
1 CJ. ARO/PNEU
16 PORCA
1 CJ. RODA

- WHEEL AND TYRE
WHEEL AND TYRE
NUT
KIT, WHEEL

- RUEDA Y NEUMATIC
RUEDA Y NEUMATIC
TUERCA
JUEGO DE RUEDA

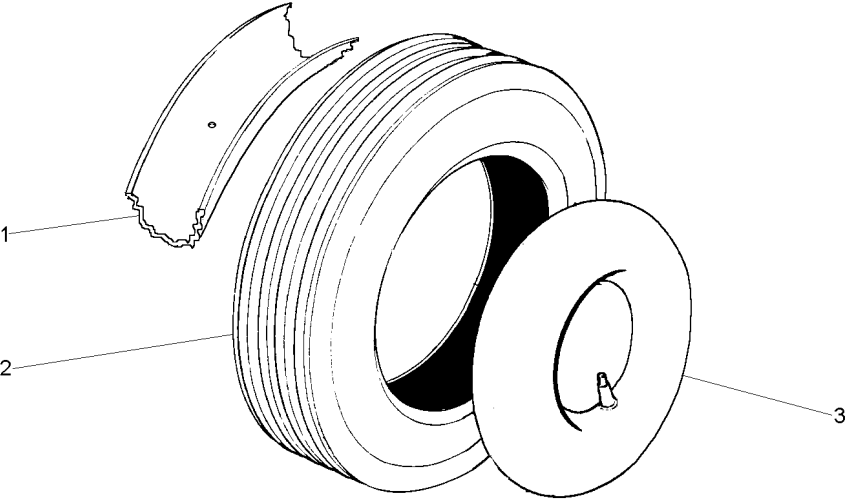
Rodas Traseiras
Rear Wheels
Ruedas Traseras

16.9 X 24 R1 8I
16.9 X 24 R1 8I
16.9 X 24 R1 8I

130-65

- 1 046560T1
 - 2 046499T1
 - 3 046559T1
- 11,00X22
11,00X22

- | | | |
|------------|-----------|-----------|
| 1 PROTETOR | PROTECTOR | PROTECTOR |
| 1 PNEU | TYRE | NEUMATICO |
| 1 CÂMARA | CHAMBER | CAMARA |

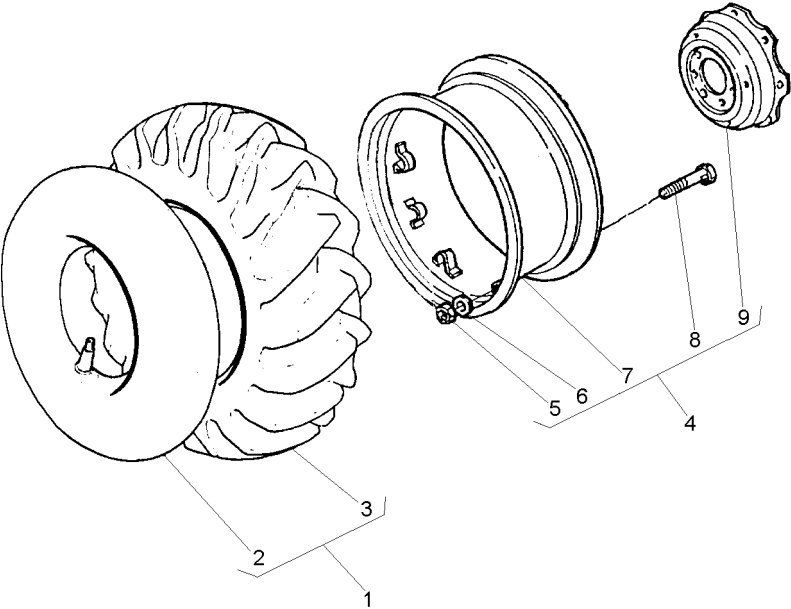


Roda E Pneu
Wheel And Tyre
Rueda Y Neum

130-70

- 1 1482518M91
- 2 1482517M1 1
- 3 1482516M1 1
- 4 3412984M91
- 5 353427X1 4
- 6 027646P1 4
- 7 3412698M91 4
- 8 3149812M1 4 ➡ 3149914M1
- 9 3149172M1 4

- | | | |
|--------------------|---------------|----------------|
| 1 CJ.PNEU E CÂMARA | TYRE AND TUBE | NEUM.Y.CAMARA |
| 1 CÂMARA | CHAMBER | CAMARA |
| 1 PNEU | TYRE | NEUMATICO |
| 1 CJ. RODA | KIT, WHEEL | JUEGO DE RUEDA |
| 8 PORCA | NUT | TUERCA |
| 8 ARRUELA | WASHER | ARANDELA |
| 1 ARO | RIM | LLANTA |
| 8 PARAFUSO | BOLT | PERNO |
| 1 DISCO | DISC | DISCO |



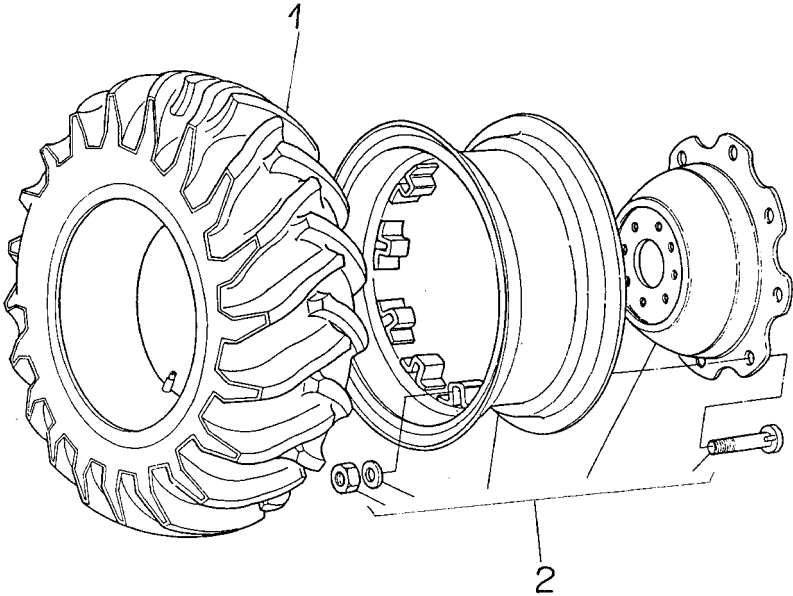
Roda E Pneu
Wheel And Tyre
Rueda Y Neum

Lado Esquerdo
Left Hand
Lado Izquierdo

130-75

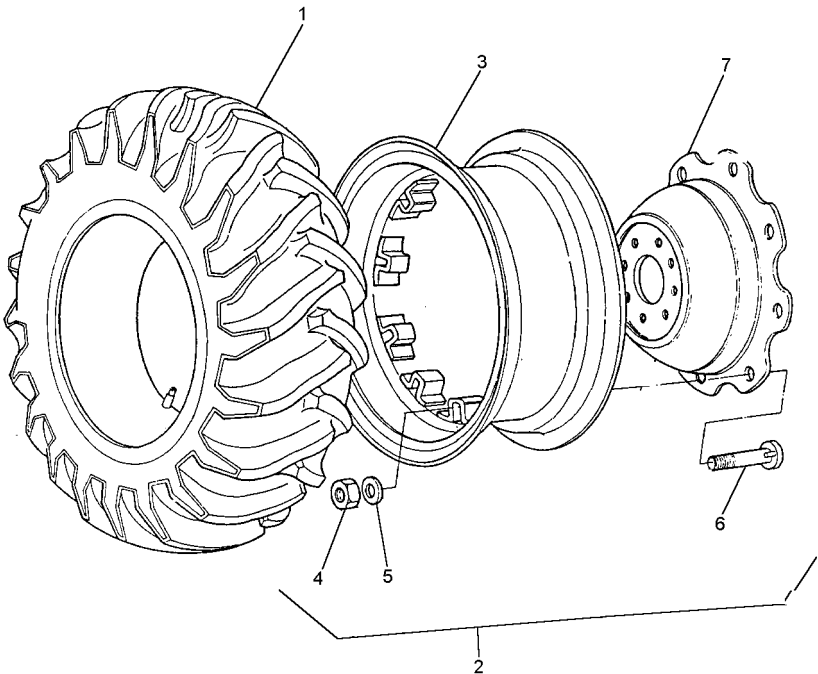
- 1 1482518M91
- 2 3412984M91

- | | | |
|--------------------|---------------|----------------|
| 1 CJ.PNEU E CÂMARA | TYRE AND TUBE | NEUM.Y.CAMARA |
| 1 CJ. RODA | KIT, WHEEL | JUEGO DE RUEDA |



Roda E Pneu
Wheel And Tyre
Rueda Y Neum

130-80



- 1 487174M91
- 2 3412980M92
- 3 487150M92
- 4 353427X1
- 5 027646P1
- 6 3408246M1
- 7 3412697M2

130-125 No
5/8x18

- | | | |
|--------------------|---------------|---------------|
| 1 CJ.PNEU E CÂMARA | TYRE AND TUBE | NEUM.Y.CAMARA |
| 1 RODA | WHEEL | RUEDA |
| 1 ARO | RIM | LLANTA |
| 8 PORCA | NUT | TUERCA |
| 8 ARRUELA | WASHER | ARANDELA |
| 8 PARAFUSO | BOLT | PERNO |
| 1 DISCO | DISC | DISCO |

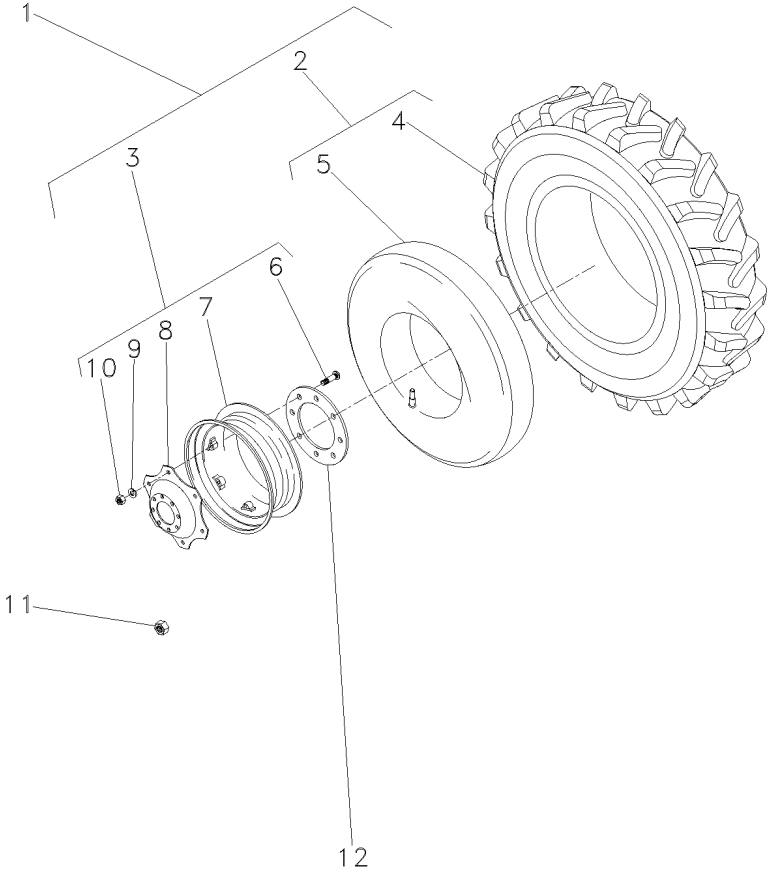
Rodas Traseiras
Rear Wheels
Ruedas Traseras

12.4 X 24 R1
12.4 X 24 R1
12.4 X 24 R1

130-85

- 1 058632N1
- 2 3408345M91 1
- 3 058331N1 1
- 4 3408327M1 2
- 5 3408326M1 2
- 6 3408246M1 3
- 7 057440S1 3
- 8 3412697M2 3
- 9 027646P1 3
- 10 353427X1 3
- 11 881162M2
- 12 059610P1

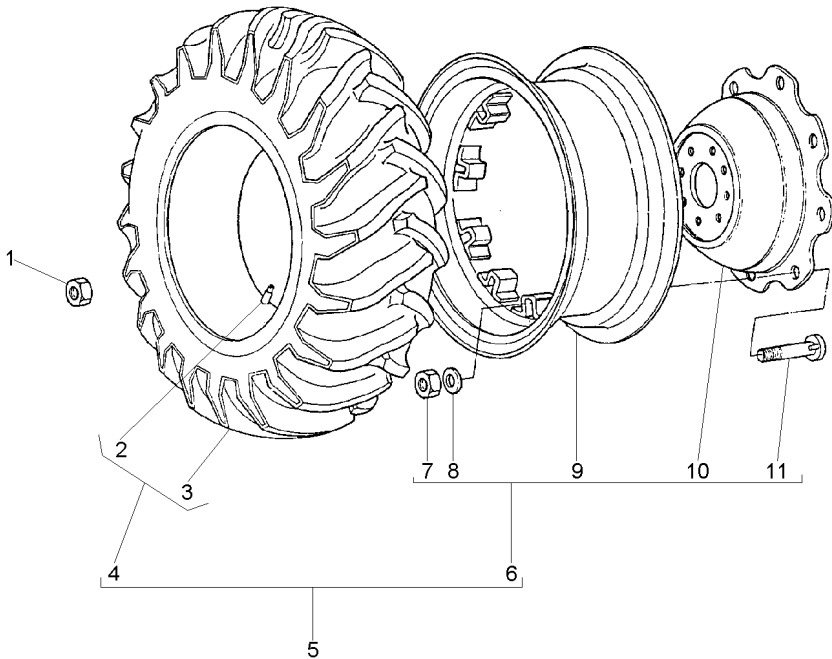
- | | | | |
|----|------------------|----------------|------------------|
| 2 | CJ. ARO/PNEU | WHEEL AND TYRE | RUEDA Y NEUMATIC |
| 1 | CJ.PNEU E CÂMARA | TYRE AND TUBE | NEUM.Y.CAMARA |
| 1 | CJ. RODA | KIT, WHEEL | JUEGO DE RUEDA |
| 1 | PNEU | TYRE | NEUMATICO |
| 1 | CÂMARA | CHAMBER | CAMARA |
| 6 | PARAFUSO | BOLT | PERNO |
| 1 | ARO | RIM | LLANTA |
| 1 | DISCO | DISC | DISCO |
| 6 | ARRUELA | WASHER | ARANDELA |
| 6 | PORCA | NUT | TUERCA |
| 16 | PORCA | NUT | TUERCA |
| 2 | FLANGE | FLANGE | PLETINA |




Rodas Traseiras
Rear Wheels
Ruedas Traseras

Super Estreito
Super Narrow
Super Estrecho

130-90



- | | | |
|----|------------|--|
| 1 | 881162M2 | 5/8x18 |
| 2 | 1482517M1 | 4 |
| 3 | 1482516M1 | 4 |
| 4 | 1482518M91 | 5 |
| 5 | 047116N1 | |
| 6 | 047239N1 | 5  130-120 No |
| 7 | 353427X1 | 6 |
| 8 | 027646P1 | 6 |
| 9 | 045278S1 | 6 |
| 10 | 3149172M1 | 6 |
| 11 | 3149812M1 | 6 |

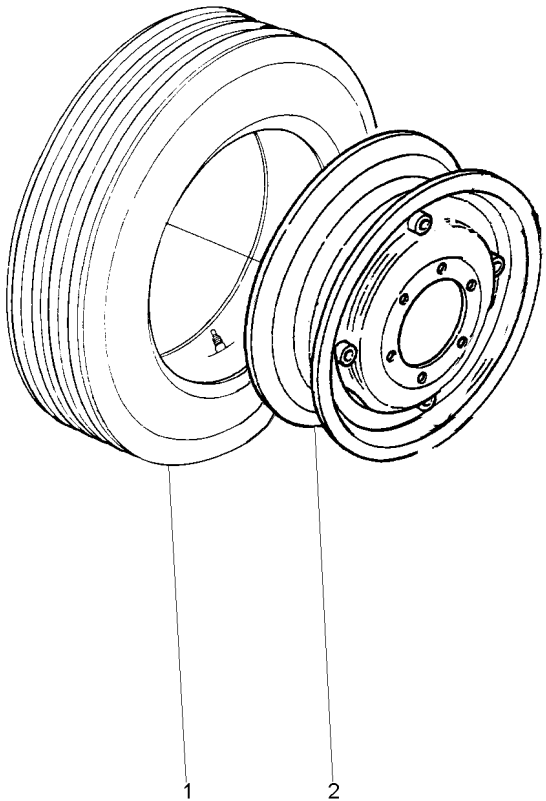
- | | | | |
|----|------------------|----------------|------------------|
| 16 | PORCA | NUT | TUERCA |
| 2 | CÂMARA | CHAMBER | CAMARA |
| 2 | PNEU | TYRE | NEUMATICO |
| 2 | CJ.PNEU E CÂMARA | TYRE AND TUBE | NEUM.Y.CAMARA |
| 2 | CJ. ARO/PNEU | WHEEL AND TYRE | RUEDA Y NEUMATIC |
| 2 | CJ. RODA | KIT, WHEEL | JUEGO DE RUEDA |
| 16 | PORCA | NUT | TUERCA |
| 16 | ARRUELA | WASHER | ARANDELA |
| 2 | ARO | RIM | LLANTA |
| 2 | DISCO | DISC | DISCO |
| 16 | PARAFUSO | BOLT | PERNO |

Rodas Traseiras
Rear Wheels
Ruedas Traseras

130-95

Aeroporto
Airport
Aeropuerto

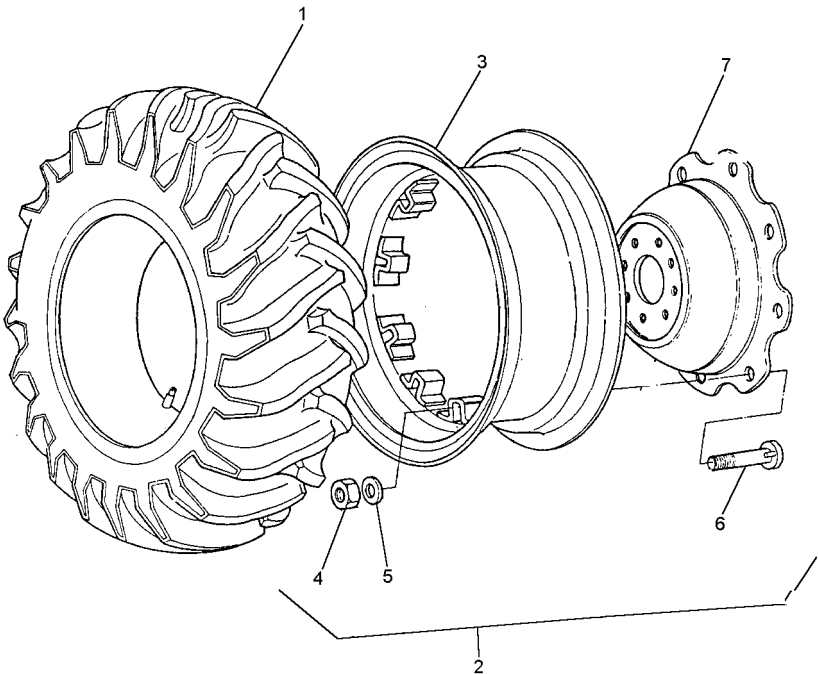
1	046498N1	11.00X22 16L 👁 130-65 No	2	CJ.PNEU E CÂMARA	TYRE AND TUBE	NEUM.Y.CAMARA
2	049135S1		2	ARO	RIM	LLANTA



Roda E Pneu
Wheel And Tyre
Rueda Y Neum

Lado Esquerdo
Left Hand
Lado Izquierdo

130-100



- 1 487174M91
- 2 3412980M92
- 3 487150M92
- 4 353427X1
- 5 027646P1
- 6 3408246M1
- 7 3412697M2

130-125 No
5/8x18

- 1 CJ.PNEU E CÂMARA
- 1 RODA
- 1 ARO
- 8 PORCA
- 8 ARRUELA
- 8 PARAFUSO
- 1 DISCO

- TYRE AND TUBE
- WHEEL
- RIM
- NUT
- WASHER
- BOLT
- DISC

- NEUM.Y.CAMARA
- RUEDA
- LLANTA
- TUERCA
- ARANDELA
- PERNO
- DISCO

Rodas Traseiras
Rear Wheels
Ruedas Traseras

9.5 X 24 R1 6L
9.5 X 24 R1 6L
9.5 X 24 R1 6L

130-105

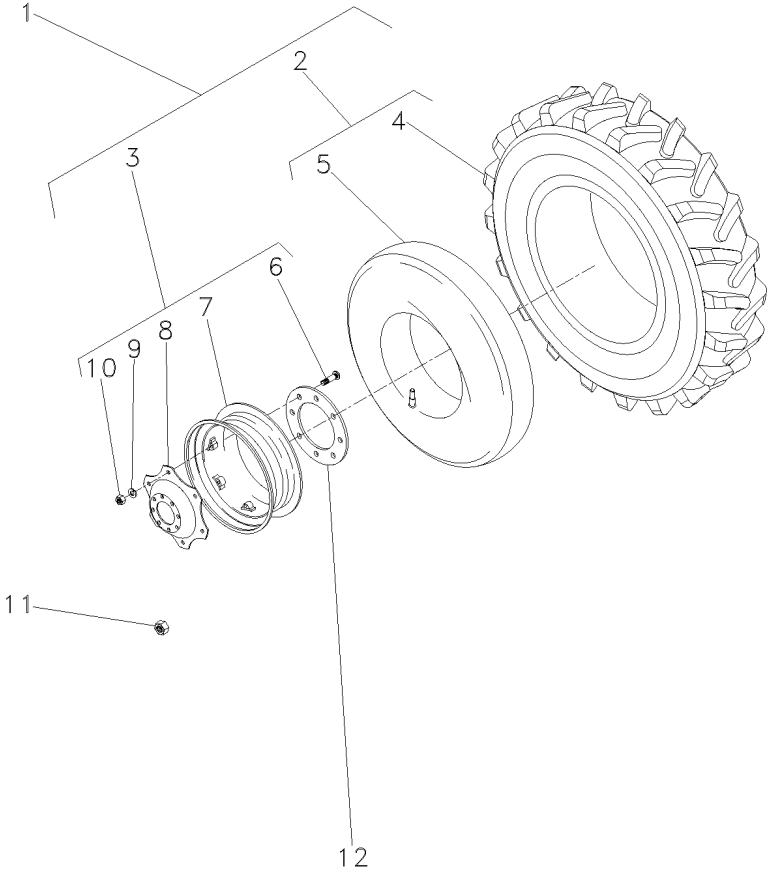
- 1 068092N1
- 2 2833014M91
- 3 068007N1
- 4 2833017M1
- 5 2833018M1
- 6 3408246M1
- 7 057954S1
- 8 3412697M2
- 9 027646P1
- 10 353427X1
- 11 881162M2
- 12 059610P1

9.5X24
2 9.5-24 R1 6L
3
3W8X24
3
3
35/8X18

- 2 CJ. RODA
- 2 CJ.PNEU E CÂMARA
- 2 ARO
- 2 PNEU
- 2 CÂMARA
- 12 PARAFUSO
- 2 ARO
- 2 DISCO
- 12 ARRUELA
- 12 PORCA
- 16 PORCA
- 2 FLANGE

KIT, WHEEL
TYRE AND TUBE
RIM
TYRE
CHAMBER
BOLT
RIM
DISC
WASHER
NUT
NUT
FLANGE

JUEGO DE RUEDA
NEUM.Y.CAMARA
LLANTA
NEUMATICO
CAMARA
PERNO
LLANTA
DISCO
ARANDELA
TUERCA
TUERCA
PLETINA



Rodas Traseiras
Rear Wheels
Ruedas Traseras

9.5 X 24 R1 6I
9.5 X 24 R1 6I
9.5 X 24 R1 6I

130-110

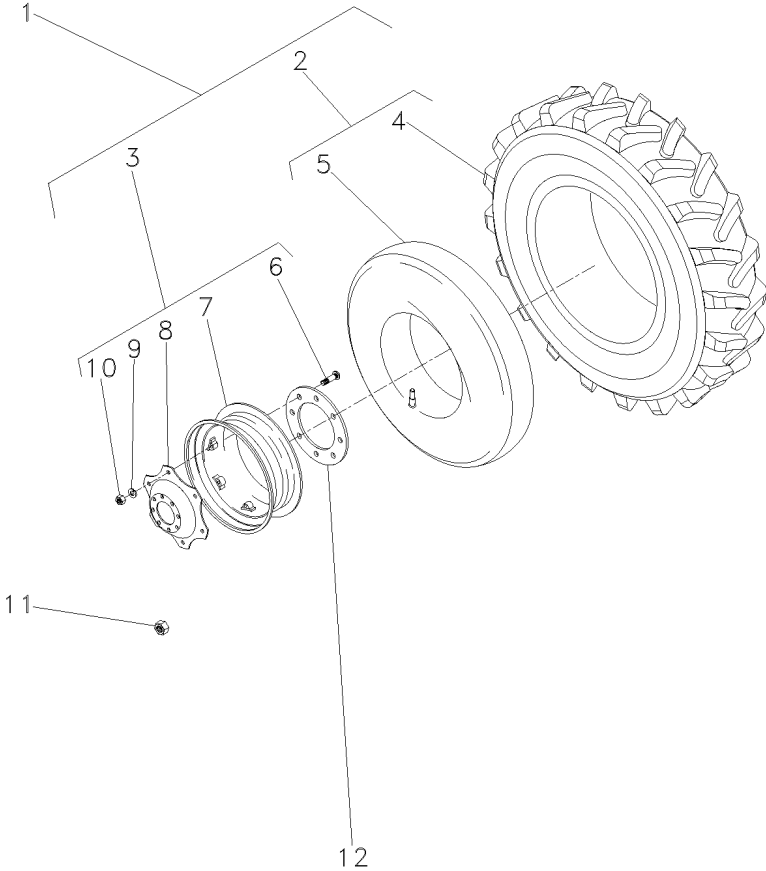
- 1 068194N1
- 2 062278N1
- 3 068193N1
- 4 062279T1
- 5 062280T1
- 6 3408246M1
- 7 057440S1
- 8 3412697M2
- 9 027646P1
- 10 353427X1
- 11 881162M2
- 12 059610P1

- 11,4X24
- 2 11.2X24 R1 6L
- 2
- 3
- 3W12.4/10-24
- 3
- 3
- 35/8X18

- 2 CJ. RODA
- 2 CJ.PNEU E CÂMARA
- 2 ARO
- 2 PNEU
- 2 CÂMARA
- 12 PARAFUSO
- 2 ARO
- 2 DISCO
- 12 ARRUELA
- 12 PORCA
- 16 PORCA
- 2 FLANGE

- KIT, WHEEL
- TYRE AND TUBE
- RIM
- TYRE
- CHAMBER
- BOLT
- RIM
- DISC
- WASHER
- NUT
- NUT
- FLANGE

- JUEGO DE RUEDA
- NEUM.Y.CAMARA
- LLANTA
- NEUMATICO
- CAMARA
- PERNO
- LLANTA
- DISCO
- ARANDELA
- TUERCA
- TUERCA
- PLETINA



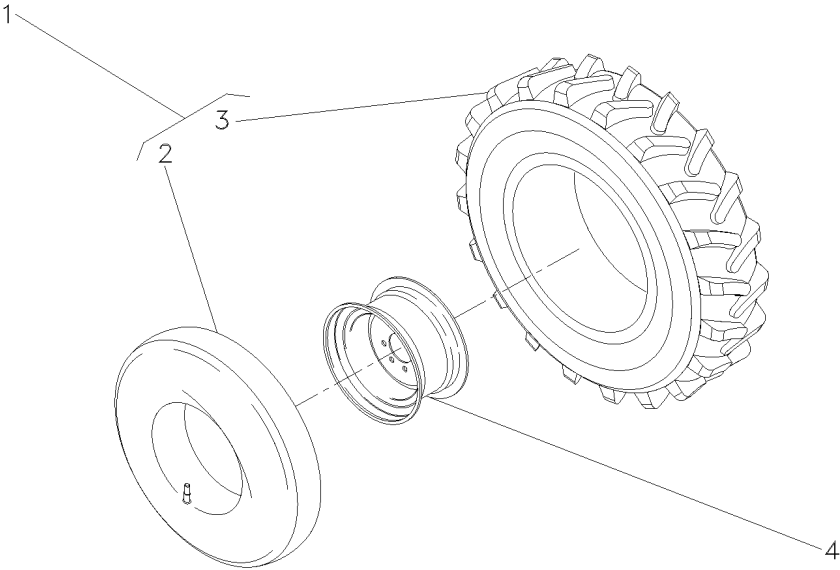
Rodagem
Wheels
Ruedas

8.00 X 18 R1
8.00 X 18 R1
8.00 X 18 R1

130-115

- 1 068098N1
 - 2 068100T1
 - 3 068099T1
 - 4 068090S1
- 1
1 7.5L-15
5,5JX15

- 2 CJ.PNEU E CÂMARA
 - 2 CÂMARA
 - 2 PNEU
 - 2 ARO
- TYRE AND TUBE
CHAMBER
TYRE
RIM
- NEUM.Y.CAMARA
CAMARA
NEUMATICO
LLANTA

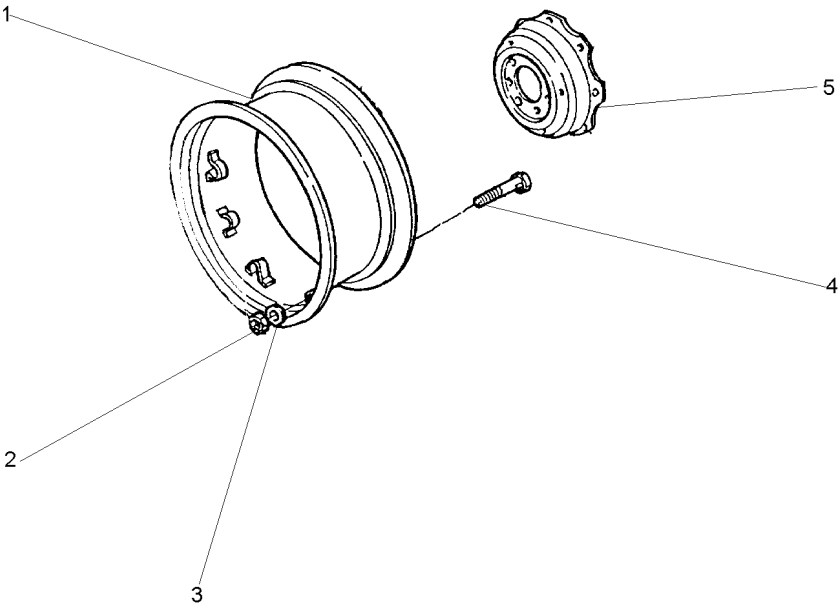


Rodas Traseiras
Rear Wheels
Ruedas Traseras

130-120

- 1 045278S1
2 353427X1 5/8x18
3 027646P1
4 3149812M1
5 3149172M1

- | | | |
|------------|--------|----------|
| 1 ARO | RIM | LLANTA |
| 8 PORCA | NUT | TUERCA |
| 8 ARRUELA | WASHER | ARANDELA |
| 8 PARAFUSO | BOLT | PERNO |
| 1 DISCO | DISC | DISCO |



Rodas Traseiras
Rear Wheels
Ruedas Traseras

16.9 X 24 R1 8I
16.9 X 24 R1 8I
16.9 X 24 R1 8I

130-125

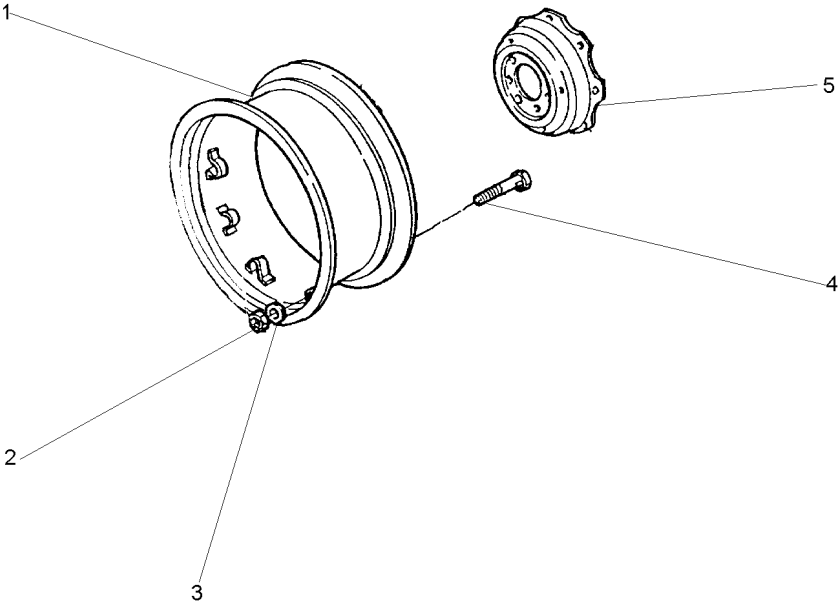
- 1 487150M92
- 2 353427X1
- 3 027646P1
- 4 3408246M1
- 5 3412697M2

5/8x18

- 1 ARO
- 8 PORCA
- 8 ARRUELA
- 8 PARAFUSO
- 1 DISCO

- RIM
- NUT
- WASHER
- BOLT
- DISC

- LLANTA
- TUERCA
- ARANDELA
- PERNO
- DISCO



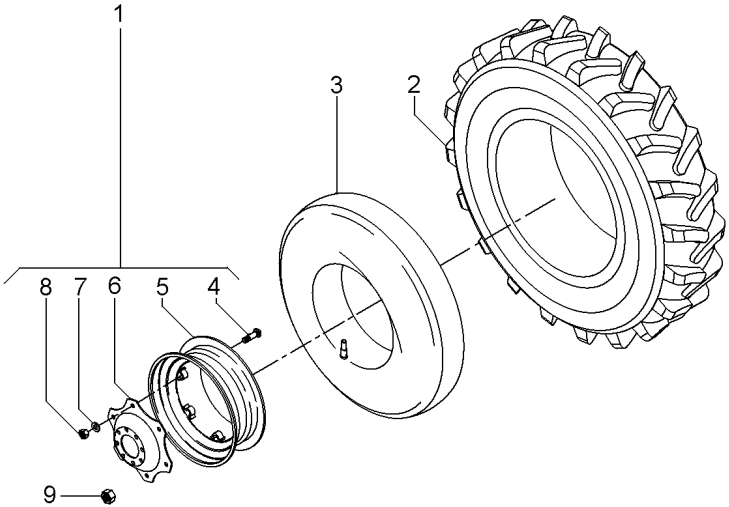
Rodas Traseiras
Rear Wheels
Ruedas Traseras

14.9 X 24 R1
14.9 X 24 R1
14.9 X 24 R1

130-130

Sem Rops
Without Rops
Sin Rops

1	6209916M91	1	11X38	2	RODA	WHEEL	RUEDA
2	831521M1	2	5/8x18	2	PNEU	TYRE	NEUMATICO
3	182578M1	2	13x24	2	CÂMARA	CHAMBER	CAMARA
4	3408246M1	3		8	PARAFUSO	BOLT	PERNO
5	487150M92	3		1	ARO	RIM	LLANTA
6	3412697M2	3		1	DISCO	DISC	DISCO
7	027646P1	3		8	ARRUELA	WASHER	ARANDELA
8	353427X1	3		8	PORCA	NUT	TUERCA
9	881162M2	1	5/8x18	16	PORCA	NUT	TUERCA



Rodagem
Wheels
Ruedas

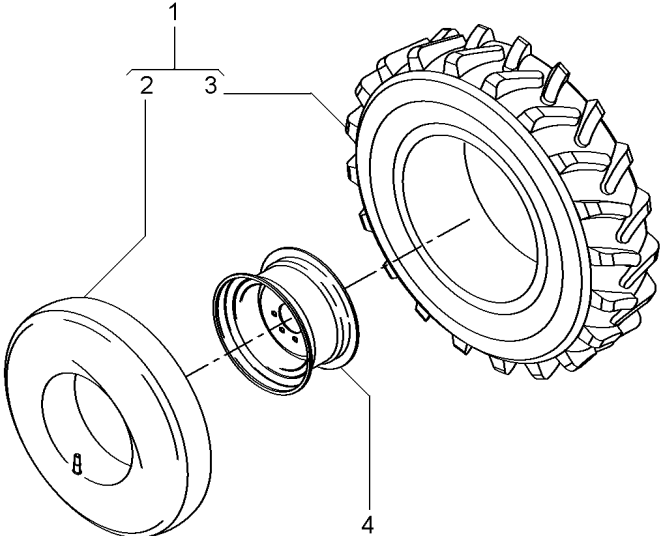
8.00 X 18 R1
8.00 X 18 R1
8.00 X 18 R1

130-135

Tratores Compacto
Compact Tractors
Tractores Compacto

- 1 070265N1
 - 2 070267P1
 - 3 070266P1
 - 4 061065N1
- 1
17.5L-15

- | | | |
|--------------------|---------------|---------------|
| 2 CJ.PNEU E CÂMARA | TYRE AND TUBE | NEUM.Y.CAMARA |
| 2 CÂMARA | CHAMBER | CAMARA |
| 1 PNEU | TYRE | NEUMATICO |
| 2 RODA | WHEEL | RUEDA |

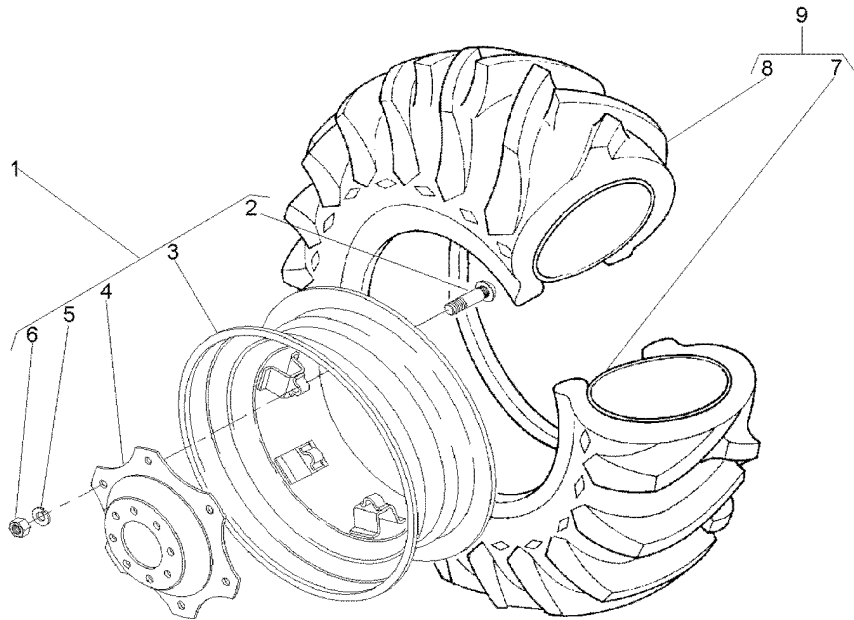


Rodas Dianteiras
Front Wheels
Ruedas Delanteras

8.30-24r1 (6l)
8.30-24r1 (6l)
8.30-24r1 (6l)

130-140

4 Rodas Motrizes
4 Wheels Drive
4 Ruedas Motriz



- | | | |
|---|------------|--------|
| 1 | 037008N1 | |
| 2 | 3408246M1 | 1 |
| 3 | 037009S1 | 1 |
| 4 | 037010P1 | 1 |
| 5 | 353774X1 | 1 |
| 6 | 353427X1 | 1 |
| 7 | 036996P1 | 9 |
| 8 | 6224077M1 | 9 |
| 9 | 6224076M91 | 8.3X24 |

- | | | | |
|---|------------------|---------------|---------------|
| 1 | RODA | WHEEL | RUEDA |
| 6 | PARAFUSO | BOLT | PERNO |
| 1 | ARO | RIM | LLANTA |
| 1 | DISCO | DISC | DISCO |
| 6 | ARRUELA | WASHER | ARANDELA |
| 6 | PORCA | NUT | TUERCA |
| 1 | CÂMARA | CHAMBER | CAMARA |
| 1 | PNEU | TYRE | NEUMATICO |
| 1 | CJ.PNEU E CÂMARA | TYRE AND TUBE | NEUM.Y.CAMARA |

Pesos Dianteiros
Front Wheight
Pesos Delanteros

8 X 25 Kgf
8 X 25 Kgf
8 X 25 Kgf

130-145

- 1

2 049191P1

3 3148437M1

4 353433X1

5 353726X1
- 2801587M91
- 1
- 1
- 1
- 1 5/8x11x1.1/2

- 1 CJ. PESO

8 PESO

2 PLACA

8 ARRUELA

8 PARAFUSO
- WEIGHT

WEIGHT

PLATE

WASHER

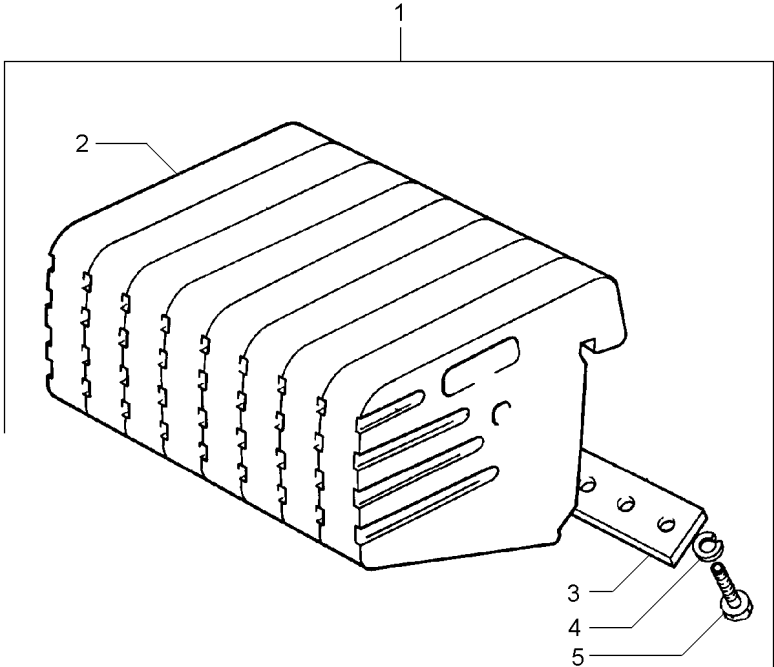
BOLT
- PESA

PESA

PLATO

ARANDELA

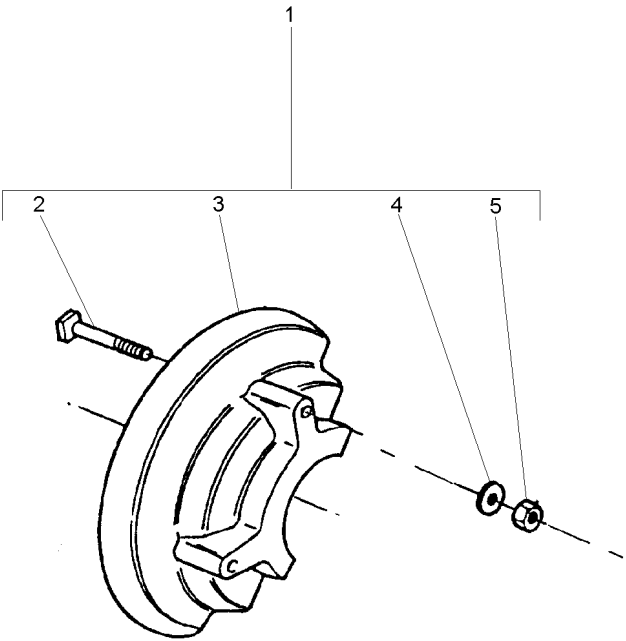
PERNO



Peso Da Roda Dianteira
Front Wheel Weight
Peso De La Rueda Delantera

2 + 2 X 21 Kgf
2 + 2 X 21 Kgf
2 + 2 X 21 Kgf

130-150



- 1
- 2 824194M1
- 3 2801393M1
- 4 353439X1
- 5 353437X1

- 2801399M91
- 1
- 1
- 1
- 1 1/2x20

- 1 PESO
- 8 PARAFUSO
- 4 PESO
- 8 ARRUELA
- 8 PORCA

- WEIGHT
- BOLT
- WEIGHT
- WASHER
- NUT

- PESA
- PERNO
- PESA
- ARANDELA
- TUERCA

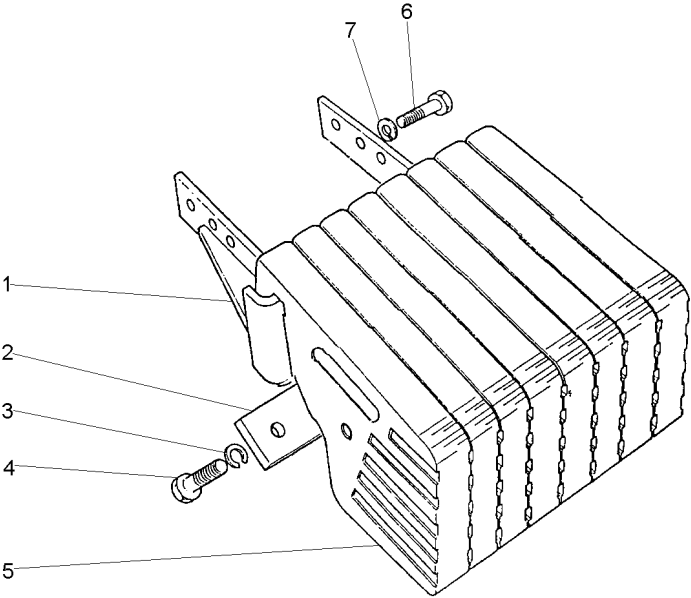
Suporte E Pesos Dianteiros
Bracket And Front Wheight
Soporte Y Pesos Delanteros

130-155

- 1 058253S2
- 2 3148437M1
- 3 353433X1
- 4 353726X1
- 5 049191P1
- 6 368761X1
- 7 353433X1

5/8x11x1.1/2

- | | | |
|------------|---------|----------|
| 1 SUPORTE | BRACKET | SOPORTE |
| 2 PLACA | PLATE | PLATO |
| 8 ARRUELA | WASHER | ARANDELA |
| 8 PARAFUSO | BOLT | PERNO |
| 8 PESO | WEIGHT | PESA |
| 4 PARAFUSO | BOLT | PERNO |
| 4 ARRUELA | WASHER | ARANDELA |



Suporte E Pesos Dianteiros
Bracket And Front Wheight
Soporte Y Pesos Delanteros

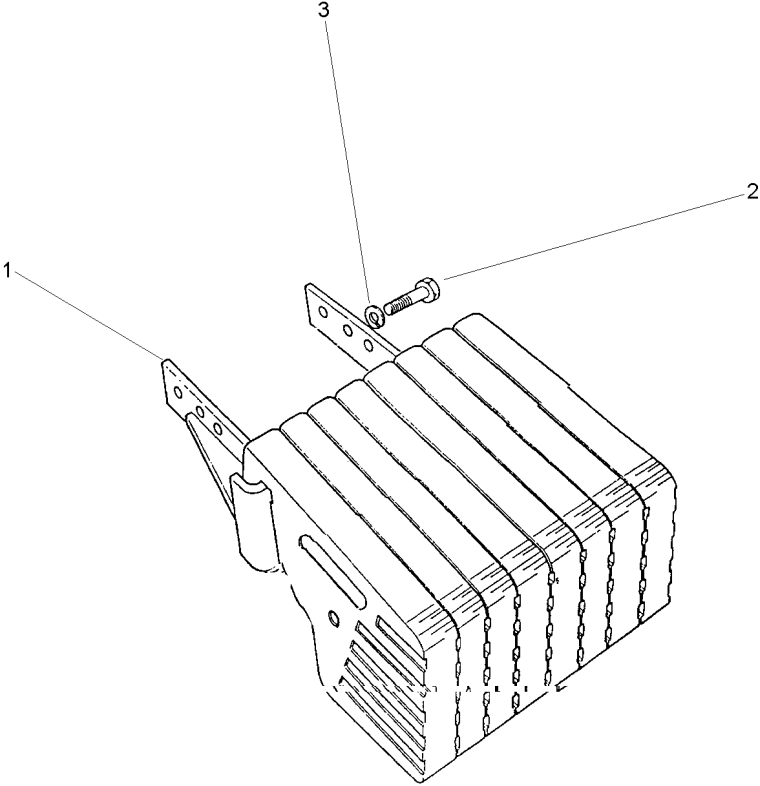
130-160

- 1 058253S2
- 2 368761X1
- 3 353433X1

- 1 SUPORTE
- 4 PARAFUSO
- 4 ARRUELA

- BRACKET
- BOLT
- WASHER

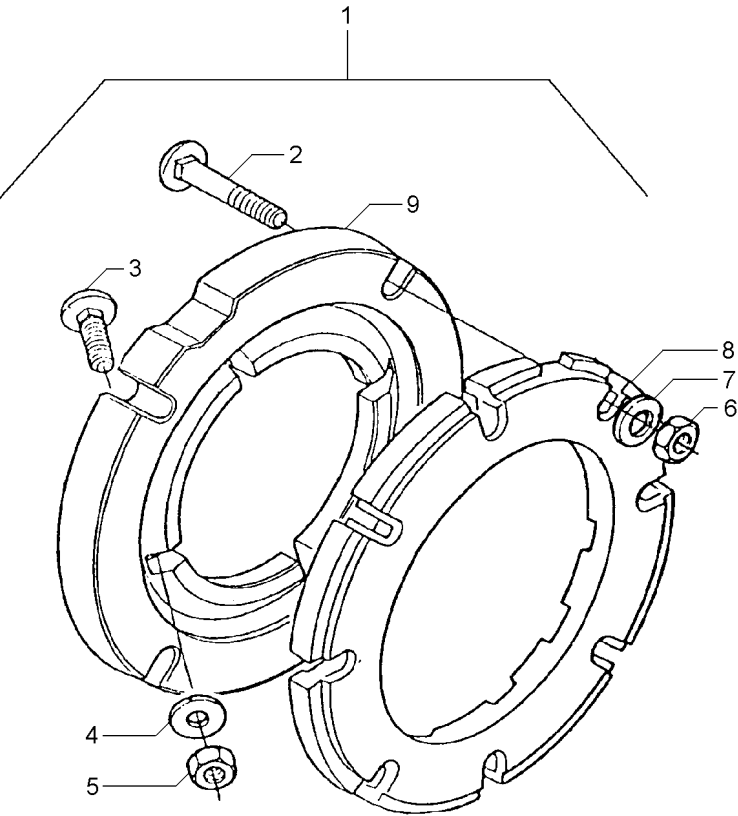
- SOPORTE
- PERNO
- ARANDELA



Peso Da Roda Traseira
Rear Wheel Weights
Contrapesos De La Roda Trasera

2 + 2 X 52 Kgf
2 + 2 X 52 Kgf
2 + 2 X 52 Kgf

130-165



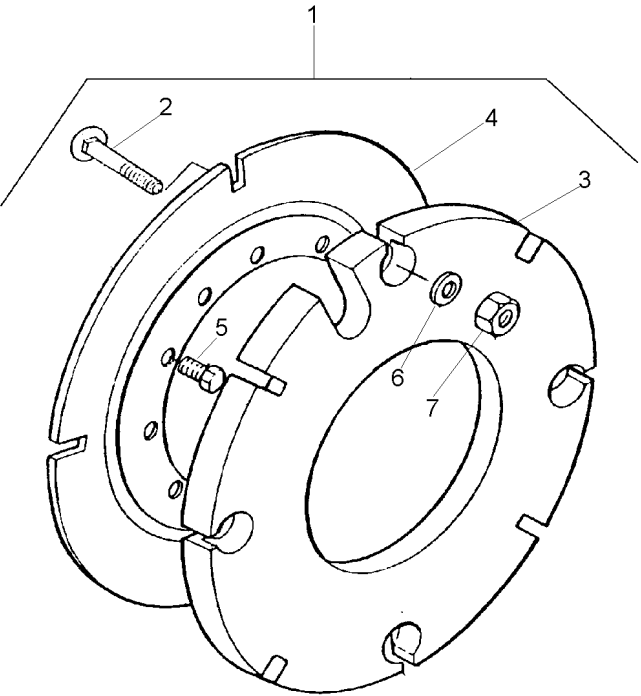
- | | |
|---|-------------------------|
| 1 | 3149180M91 |
| 2 | 353870X1 1 5/8x18x3" |
| 3 | 353864X1 1 5/8x18x1.3/4 |
| 4 | 3585377M1 133.5X17X3.75 |
| 5 | 353429X1 15/8x18 |
| 6 | 353429X1 15/8x18 |
| 7 | 3585377M1 133.5X17X3.75 |
| 8 | 2801403M1 1 |
| 9 | 3149851M1 1 |

- | | | | |
|----|-----------|---------|-----------|
| 1 | PESO | WEIGHT | PESA |
| 16 | PARAFUSO | BOLT | PERNO |
| 8 | PARAFUSO | BOLT | PERNO |
| 16 | ARRUELA | WASHER | ARANDELA |
| 8 | PORCA | NUT | TUERCA |
| 16 | PORCA | NUT | TUERCA |
| 16 | ARRUELA | WASHER | ARANDELA |
| 4 | PESO | WEIGHT | PESA |
| 2 | ADAPTADOR | ADAPTOR | ADAPTADOR |

Peso Da Roda Traseira
Rear Wheel Weights
Contrapesos De La Roda Trasera

1 + 1 X 40 Kgf
1 + 1 X 40 Kgf
1 + 1 X 40 Kgf

130-170



- | | |
|---|--------------|
| 1 | 027967N1 |
| 2 | 3315210M1 |
| 3 | 2801392M2 |
| 4 | 2801394M2 |
| 5 | 353613X1 |
| 6 | 3585377M1 |
| 7 | 880009362160 |

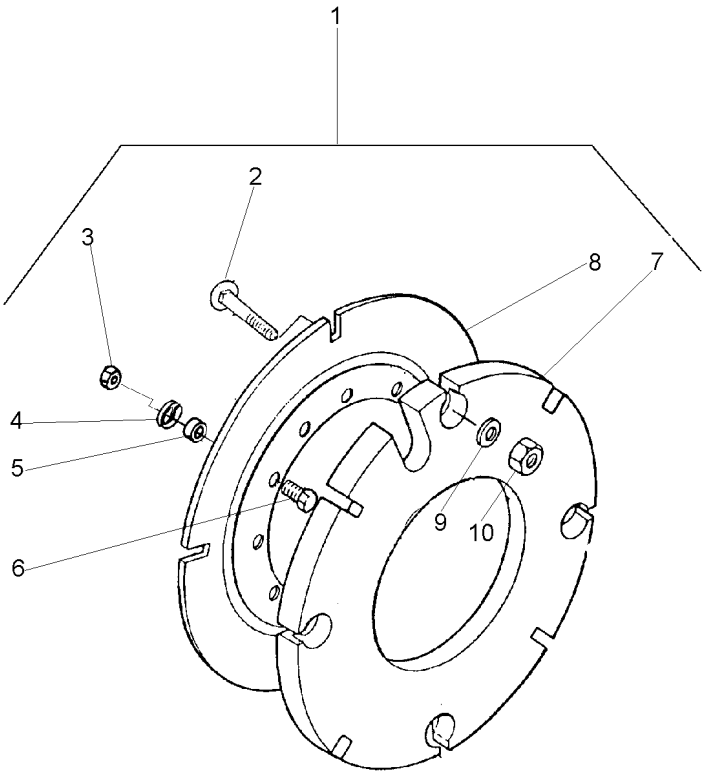
- | |
|----------------|
| 1 M16X2,0X58 |
| 1 40 kg |
| 1 |
| 15/8x18x1.3/4 |
| 1 33.5X17X3.75 |
| 1 M16 |

- | | | |
|---------------|---------------|------------|
| 1 PESO | WEIGHT | PESA |
| 8 PARAFUSO | BOLT | PERNO |
| 2 CONTRA PESO | COUNTERWEIGHT | CONTRAPESO |
| 2 PLACA | PLATE | PLATO |
| 8 PARAFUSO | BOLT | PERNO |
| 8 ARRUELA | WASHER | ARANDELA |
| 8 PORCA | NUT | TUERCA |

Pesos Traseiro
Rear Weights
Contrapesos Traseras

2 + 2 X 40 Kg
2 + 2 X 40 Kg
2 + 2 X 40 Kg

130-175



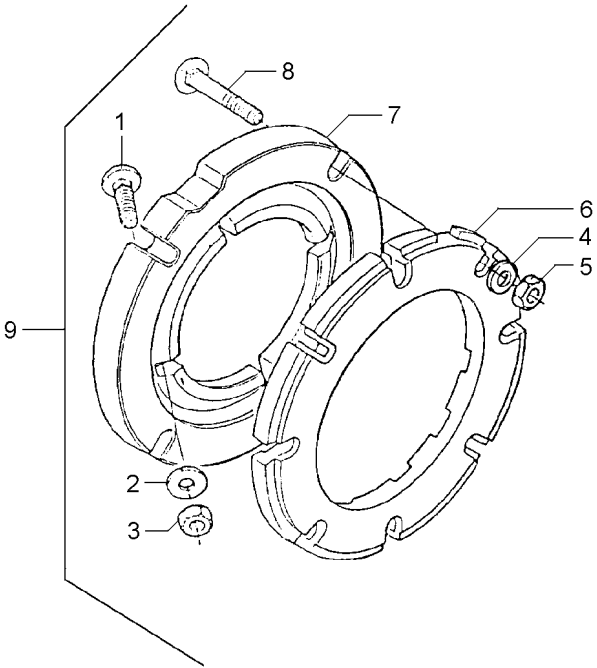
- | | |
|----|------------|
| 1 | 3589296M91 |
| 2 | 3315210M1 |
| 3 | 353427X1 |
| 4 | 3585377M1 |
| 5 | 3589297M1 |
| 6 | 353617X1 |
| 7 | 2801392M2 |
| 8 | 2801394M2 |
| 9 | 3585377M1 |
| 10 | 3904660M1 |

- | | | | |
|----|-------------|---------------|-----------------|
| 1 | PESO | WEIGHT | PESA |
| 16 | PARAFUSO | BOLT | PERNO |
| 8 | PORCA | NUT | TUERCA |
| 8 | ARRUELA | WASHER | ARANDELA |
| 8 | ESPAÇADOR | SPACER | PIEZA DISTANCIA |
| 8 | PARAFUSO | BOLT | PERNO |
| 4 | CONTRA PESO | COUNTERWEIGHT | CONTRAPESO |
| 2 | PLACA | PLATE | PLATO |
| 16 | ARRUELA | WASHER | ARANDELA |
| 16 | PORCA | NUT | TUERCA |

Peso Da Roda Traseira
Rear Wheel Weights
Contrapesos De La Roda Trasera

1 + 1 X 52 Kgf
1 + 1 X 52 Kgf
1 + 1 X 52 Kgf

130-180



- 1 353864X1 9 5/8x18x1.3/4
- 2 3585377M1 9
- 3 353429X1 9 5/8x18
- 4 3585377M1 9
- 5 353429X1 9 5/8x18
- 6 2801403M1 9
- 7 3149851M1 9
- 8 353870X1 9 5/8x18x3"
- 9 027908N1

- | | | | |
|---|-----------|---------|-----------|
| 8 | PARAFUSO | BOLT | PERNO |
| 8 | ARRUELA | WASHER | ARANDELA |
| 8 | PORCA | NUT | TUERCA |
| 8 | ARRUELA | WASHER | ARANDELA |
| 8 | PORCA | NUT | TUERCA |
| 2 | PESO | WEIGHT | PESA |
| 2 | ADAPTADOR | ADAPTOR | ADAPTADOR |
| 8 | PARAFUSO | BOLT | PERNO |
| 1 | PESO | WEIGHT | PESA |

Peso Da Roda Traseira
Rear Wheel Weights
Contrapesos De La Roda Trasera

1 + 1 X 40 Kg
1 + 1 X 40 Kg
1 + 1 X 40 Kg

130-185

- 1 363628X1
- 2 3585377M1
- 3 057271P1
- 4 2801394M2
- 5 880009362160
- 6 3585377M1
- 7 2801392M2
- 8 3315210M1
- 9 354295X1

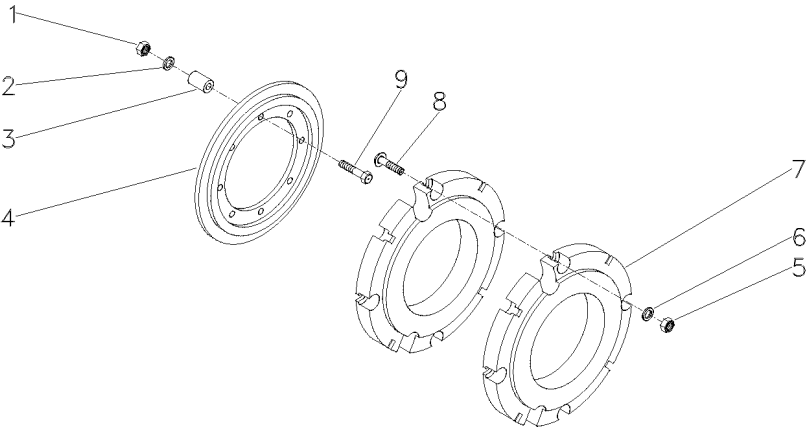
5/8x11

5/8x11x3.7/8

- 8 PORCA
- 8 ARRUELA
- 8 ESPAÇADOR
- 2 PLACA
- 8 PORCA
- 8 ARRUELA
- 2 CONTRA PESO
- 8 PARAFUSO
- 8 PARAFUSO

- NUT
- WASHER
- SPACER
- PLATE
- NUT
- WASHER
- COUNTERWEIGHT
- BOLT
- BOLT

- TUERCA
- ARANDELA
- PIEZA DISTANCIA
- PLATO
- TUERCA
- ARANDELA
- CONTRAPESO
- PERNO
- PERNO



Peso Da Roda Traseira
Rear Wheel Weights
Contrapesos De La Roda Trasera

2 + 2 X 40 Kgf
2 + 2 X 40 Kgf
2 + 2 X 40 Kgf

130-190

- 1 363628X1
- 2 3585377M1
- 3 057271P1
- 4 2801394M2
- 5 880009362160
- 6 3585377M1
- 7 2801392M2
- 8 3315210M1
- 9 354295X1

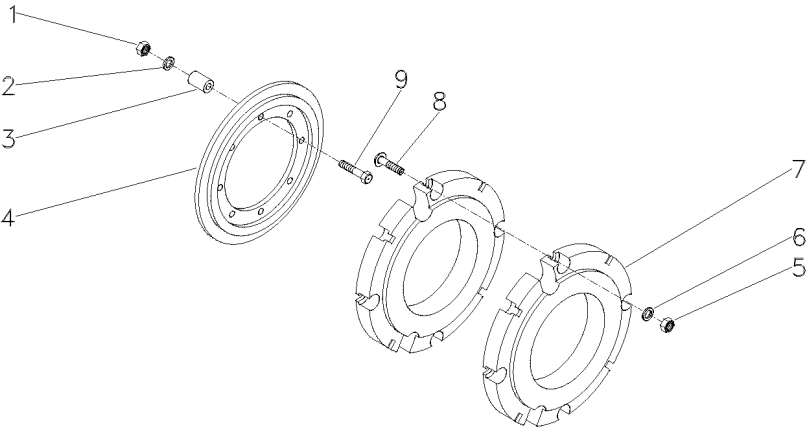
5/8x11

5/8x11x3.7/8

- 8 PORCA
- 8 ARRUELA
- 8 ESPAÇADOR
- 2 PLACA
- 16 PORCA
- 16 ARRUELA
- 4 CONTRA PESO
- 16 PARAFUSO
- 8 PARAFUSO

- NUT
- WASHER
- SPACER
- PLATE
- NUT
- WASHER
- COUNTERWEIGHT
- BOLT
- BOLT

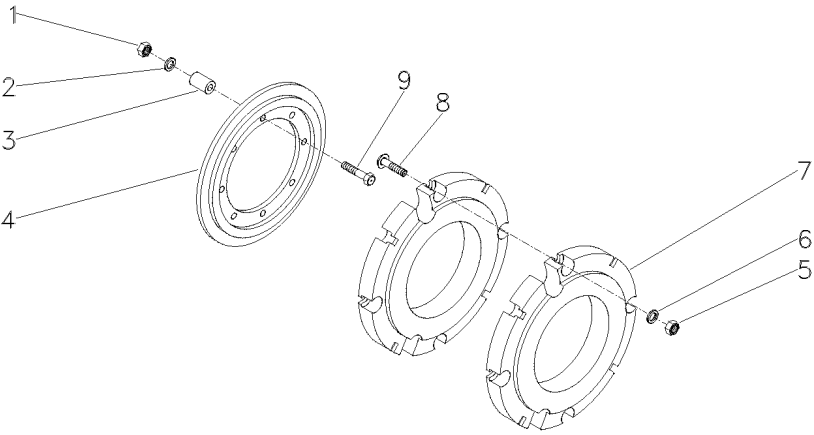
- TUERCA
- ARANDELA
- PIEZA DISTANCIA
- PLATO
- TUERCA
- ARANDELA
- CONTRAPESO
- PERNO
- PERNO



Peso Da Roda Traseira
Rear Wheel Weights
Contrapesos De La Roda Trasera

2 + 2 X 40 Kgf
2 + 2 X 40 Kgf
2 + 2 X 40 Kgf

130-195



1 363628X1
2 3585377M1
3 057271P1
4 2801394M2
5 880009362160
6 3585377M1
7 2801392M2
8 3315210M1
9 354295X1

5/8x11

5/8x11x3.7/8

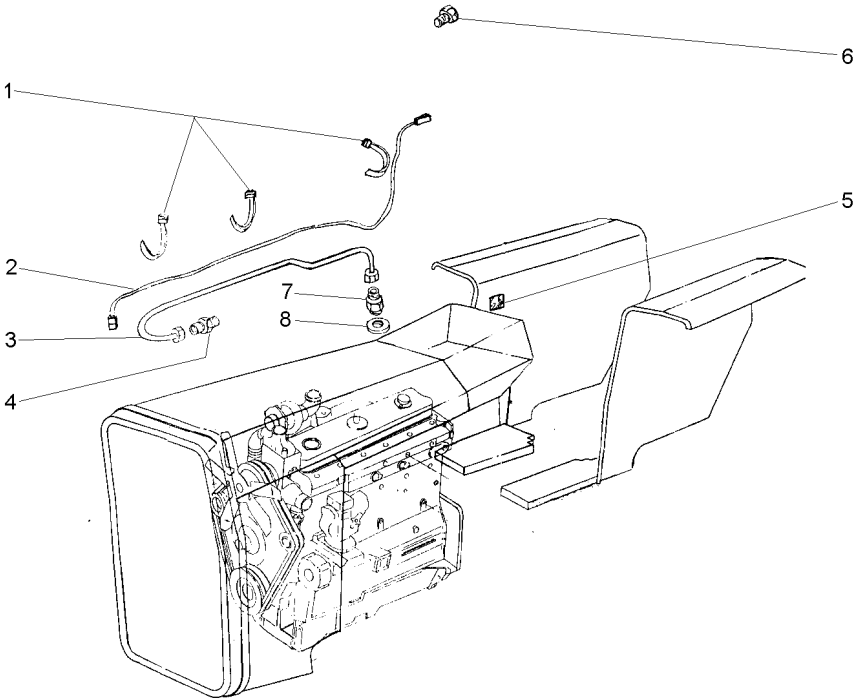
8 PORCA
8 ARRUELA
8 ESPAÇADOR
2 PLACA
8 PORCA
16 ARRUELA
4 CONTRA PESO
8 PARAFUSO
8 PARAFUSO

NUT
WASHER
SPACER
PLATE
NUT
WASHER
COUNTERWEIGHT
BOLT
BOLT

TUERCA
ARANDELA
PIEZA DISTANCIA
PLATO
TUERCA
ARANDELA
CONTRAPESO
PERNO
PERNO

Aquecedor De Partida
Starting Heater
Calentador De Partida

140-10

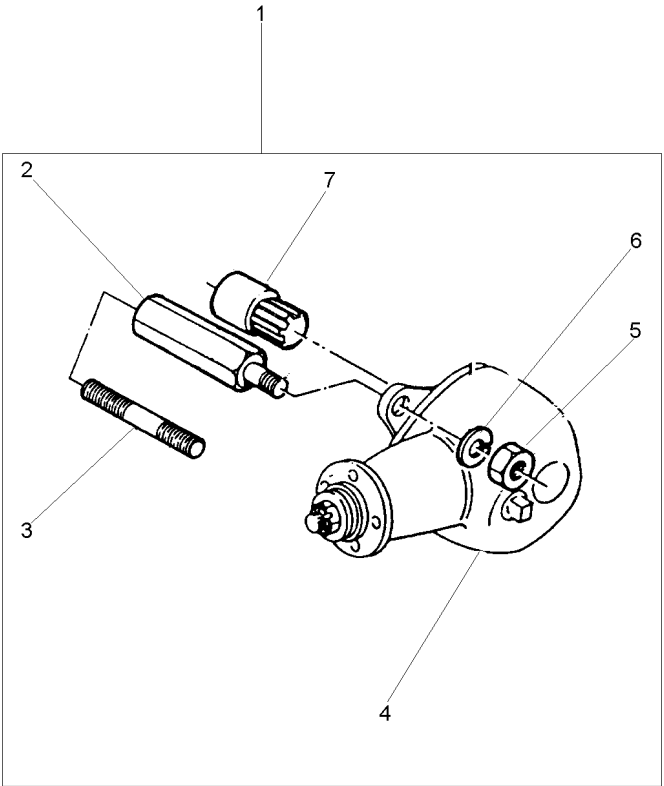


- 1 3225356M1
- 2 2802836M91
- 3 OX11068
- 4 2802106M1
- 5 3410238M1
- 6 2802104M1
- 7 3587617M91
- 8 3147545M1

- | | | |
|-------------------|---------------|----------------|
| 1 BRAÇADEIRA | CLAMP | ABRAZADERA |
| 1 CABO | CABLE | CABLE |
| 1 CJ. TUBO | TUBE ASSY | CONJ.DE TUBO |
| 1 VELA AQUECEDORA | INTAKE HEATER | CALENTADOR ADM |
| 1 DECAL | DECAL | CALCOMANIA |
| 1 PARAFUSO | BOLT | PERNO |
| 1 VÁLVULA | VALVE | VALVULA |
| 1 ARRUELA | WASHER | ARANDELA |

Polia Tomada De Força
Power Take-Off Pulley
Polea Toma De Potencia

140-15



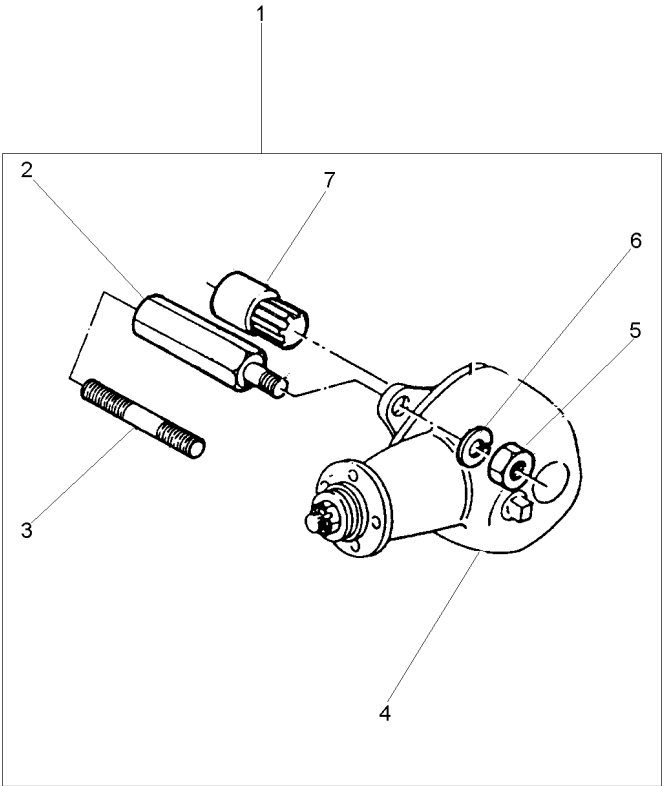
- 1
 - 2 2802411M1
 - 3 1860900M1
 - 4 2802397M91
 - 4 487867M91
 - 5 353437X1
 - 6 353439X1
 - 7 2802412M91
- [A] SERVIÇO LEVE
NORMAL DUTY
TIPO NORMALE
- [B] SERVIÇO PESADO
HEAVY DUTY
SERVICIO PESADO

- [A]
- 2802418M91
- 1
- 1
- 1 [B]
- 1 [A]
- 140-25 No
- 1 1/2x20
- 1
- 1

- | | | |
|---------------|-------------|-----------------|
| 1 CJ. POLIA | KIT, PULLEY | JUEGO DE POLEA |
| 4 PRISIONEIRO | STUD | ESPARRAGO |
| 4 PRISIONEIRO | STUD | ESPARRAGO |
| 1 CJ. POLIA | KIT, PULLEY | JUEGO DE POLEA |
| 1 CJ. POLIA | KIT, PULLEY | JUEGO DE POLEA |
| 4 PORCA | NUT | TUERCA |
| 4 ARRUELA | WASHER | ARANDELA |
| 1 CJ. LUVA | KIT, SLEEVE | JUEGO MANGUITOS |

Polia Tomada De Força
Power Take-Off Pulley
Polea Toma De Potencia

Hd
Hd
Hd
140-20



- | | | |
|---|------------|------------|
| 1 | | 2802419M91 |
| 2 | 2802411M1 | 1 |
| 3 | 1860900M1 | 1 |
| 4 | 2802397M91 | 1 |
| 5 | 353437X1 | 1 1/2x20 |
| 6 | 353439X1 | 1 |
| 7 | 2802412M91 | 1 |

- | | | | |
|---|-------------|-------------|-----------------|
| 1 | CJ. POLIA | KIT, PULLEY | JUEGO DE POLEA |
| 4 | PRISIONEIRO | STUD | ESPARRAGO |
| 4 | PRISIONEIRO | STUD | ESPARRAGO |
| 1 | CJ. POLIA | KIT, PULLEY | JUEGO DE POLEA |
| 4 | PORCA | NUT | TUERCA |
| 4 | ARRUELA | WASHER | ARANDELA |
| 1 | CJ. LUVA | KIT, SLEEVE | JUEGO MANGUITOS |

Polia
Pulley
Polea

140-25

- 1 353432X1
- 2 353560X1
- 3 180552M1
- 4 2800044M91
- 4 487666M94

7/16x20x1.1/8

[B]

[A]

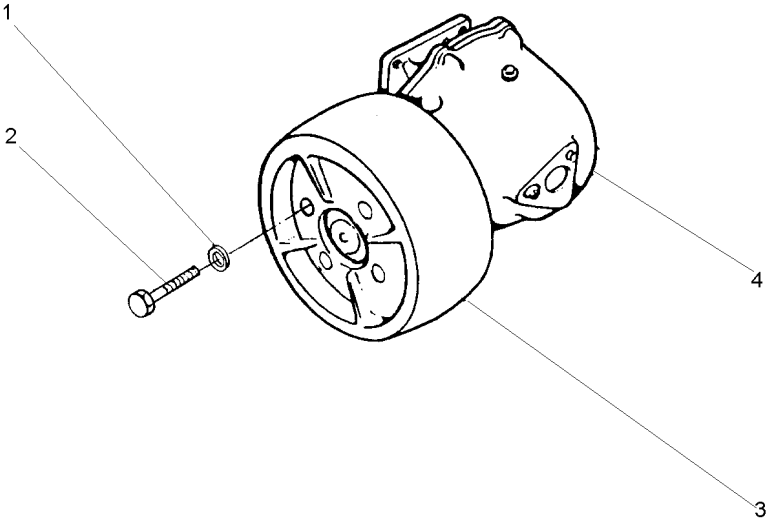
- 4 ARRUELA
- 4 PARAFUSO
- 1 POLIA
- 1 C.J. POLIA
- 1 C.J. POLIA

- WASHER
- BOLT
- PULLEY
- KIT, PULLEY
- KIT, PULLEY

- ARANDELA
- PERNO
- POLEA
- JUEGO DE POLEA
- JUEGO DE POLEA

[A] SERVIÇO LEVE
NORMAL DUTY
TIPO NORMALE

[B] SERVIÇO PESADO
HEAVY DUTY
SERVICIO PESADO

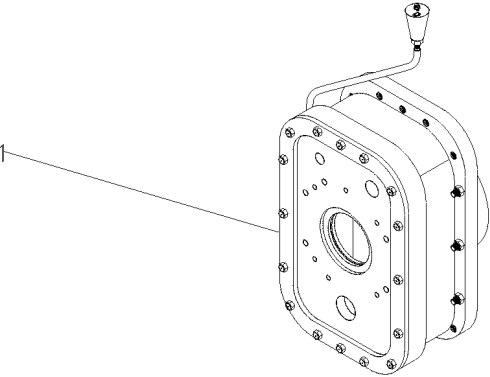


Caixa De Redução De Velocidades
Rangebox
Caja Cambio Gama

Redutor De Velocidade
Creep
Reducción De Velocidad

140-30

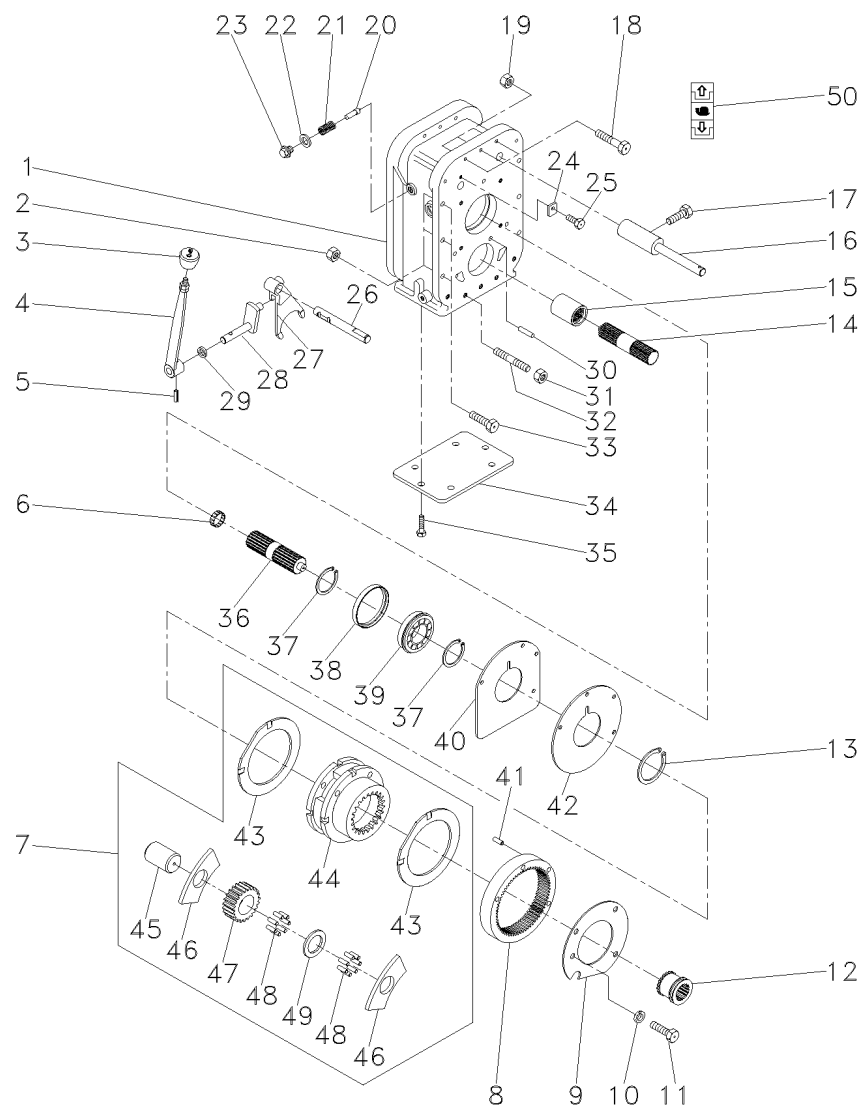
1 055830N1 140-35 No 1 CJ. REDUTOR KIT, CARRIER JUEGO PORTADOR



Caixa De Redução De Velocidades
Rangebox
Caja Cambio Gama

Redutor De Velocidade
Creepex
Reducción De Velocidad

140-35



- 1 055831P1
- 2 3589412M1
- 3 6234518M1
- 4 051650S1
- 5 357659X1
- 6 195513M1
- 7 518938M92
- 8 1865530M1
- 9 184012M4
- 10 353434X1
- 11 362686X1
- 12 184770M2
- 13 366317X1
- 14 1868539M1
- 15 1868538M4
- 16 907962M91
- 17 180002M1
- 18 3408222M1
- 19 3589412M1
- 20 180418M2
- 21 3585797M1
- 22 3409613M1
- 23 1692580M1
- 24 051655P1
- 25 339124X1
- 26 055833P2
- 27 055832P1
- 28 3410533M92
- 29 894307M1
- 30 191314P1
- 31 3589412M1
- 32 3589429M1
- 33 377561X1
- 34 039434P1
- 35 339139X1
- 36 051372P1
- 37 195363M1
- 38 051653P1
- 39 3410432M1
- 40 180403M1
- 41 180409M1
- 42 180408M2
- 43 518414M1
- 44 1860308M91
- 45 518415M1
- 46 516526M1
- 47 516509M1
- 48 834211M1
- 49 897020M1
- 50 6203307M1

- | | | |
|--------------------|----------------|------------------|
| 1 CARCAÇA | HOUSING | ALOJAMIENTO |
| 6 PORCA | NUT | TUERCA |
| 1 MANÍPULO | KNOB | POMO |
| 1 ALAVANCA | LEVER | PALANCA |
| 1 PINO | PIN | PASADOR |
| 1 ROLAMENTO AGULHA | BEARING NEEDLE | COJINETA AGUJAS |
| 1 CJ. REDUTOR | KIT, CARRIER | JUEGO PORTADOR |
| 1 COROA | ANNULAR GEAR | ENGRANAJE ANULAR |
| 1 PLACA | PLATE | PLATO |
| 3 ARRUELA | WASHER | ARANDELA |
| 4 PARAFUSO | BOLT | PERNO |
| 1 LUVA | SLEEVE | MANCHA |
| 1 ANEL TRAVA | CIRCLIP | CIRCULITO |
| 1 EIXO | SHAFT | ARBOL |
| 1 LUVA | SLEEVE | MANCHA |
| 1 EIXO | SHAFT | ARBOL |
| 2 PARAFUSO | BOLT | PERNO |
| 3 PARAFUSO | BOLT | PERNO |
| 3 PORCA | NUT | TUERCA |
| 1 PINO | PIN | PASADOR |
| 1 MOLA | SPRING | RESORTE |
| 1 ARRUELA | WASHER | ARANDELA |
| 1 BUJÃO | PLUG | TAPON |
| 1 TRAVA | LOCK | RETENEDOR |
| 1 PARAFUSO | BOLT | PERNO |
| 1 EIXO | SHAFT | ARBOL |
| 1 GARFO | FORK | HORQUILLA |
| 1 ALAVANCA | LEVER | PALANCA |
| 1 RETENTOR | OIL SEAL | BUJE RETENACEITE |
| 2 PINO | PIN | PASADOR |
| 7 PORCA | NUT | TUERCA |
| 7 PRISIONEIRO | STUD | ESPARRAGO |
| 6 PARAFUSO | BOLT | PERNO |
| 1 TAMPA | COVER | CUBIERTA |
| 6 PARAFUSO | BOLT | PERNO |
| 1 EIXO | SHAFT | ARBOL |
| 2 ANEL TRAVA | CIRCLIP | CIRCULITO |
| 1 BUCHA | BUSH | CASQUILLO |
| 1 ROLAMENTO | BEARING | COJINETE |
| 1 CALÇO | SHIM | CALCE |
| 2 PINO | PIN | PASADOR |
| 1 PLACA | PLATE | PLATO |
| 2 ARRUELA | WASHER | ARANDELA |
| 1 PORTA ENGRANAGEM | CARRIER | PORTADOR |
| 3 EIXO | SHAFT | ARBOL |
| 6 ARRUELA | WASHER | ARANDELA |
| 3 ENGRANAGEM | GEAR | ENGRANAJE |
| 144 ROLETE | ROLLER | RODILLO |
| 3 ARRUELA | WASHER | ARANDELA |
| 1 DECAL | DECAL | CALCOMANIA |

055830N1

EP74Z006

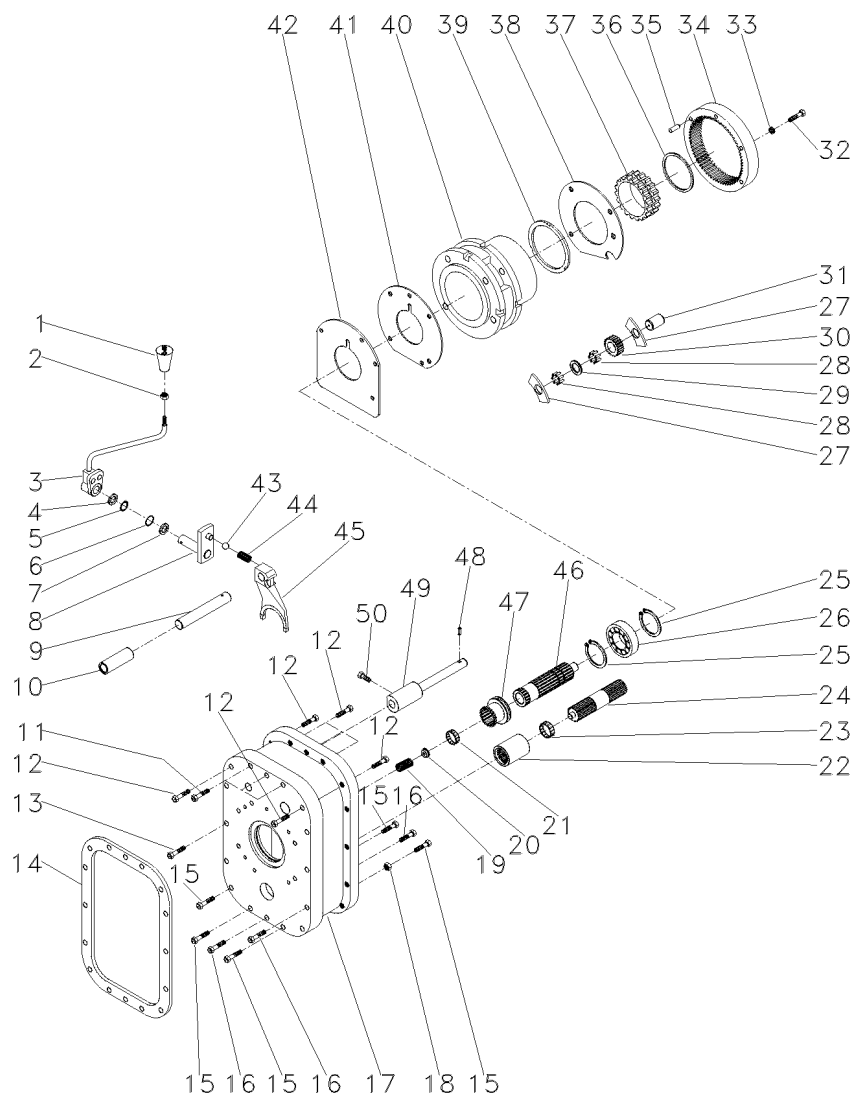
C025002 E06 (1)

06/09 140-35

Caixa De Redução De Velocidades
Rangebox
Caja Cambio Gama

Redutor De Velocidade
Creepex
Reducción De Velocidad

140-40



- 1 052430R1
- 2 353916X1
- 3 052429R1
- 4 966142M1
- 5 1441970X1
- 6 832276M1
- 7 961966M1
- 8 907120M91
- 9 052426R1
- 10 907960M1
- 11 377820X1
- 12 377562X1
- 13 361538X1
- 14 1861986M2
- 15 377560X1
- 16 377557X1
- 17 052424R1
- 18 377185X1
- 19 886352M1
- 20 886353M1
- 21 195513M1
- 22 1868538M4
- 23 195453M1
- 24 1868539M1
- 25 195363M1
- 26 907970M1
- 27 897020M1
- 28 897025M1
- 29 184750M2
- 30 897711M1
- 31 897019M1
- 32 362463X1
- 33 353432X1
- 34 1671558M1
- 35 180409M1
- 36
- 37
- 38 184012M4
- 39 897367M1
- 40 1872507M1
- 41 180408M2
- 42 184011M1
- 43 052428R1
- 44 907130M1
- 45 052425R1
- 46 052427R1
- 47 184770M3
- 48
- 49 907962M91
- 50 881144M1

40
40

- | | | |
|--------------------|------------------|-----------------|
| 1 MANÍPULO | KNOB | POMO |
| 1 PORCA | NUT | TUERCA |
| 1 ALAVANCA | LEVER | PALANCA |
| 1 ARRUELA | WASHER | ARANDELA |
| 1 ANEL | RING | ARO |
| 1 ANEL "O" | O RING | JUNTA TORICA |
| 1 ARRUELA | WASHER | ARANDELA |
| 1 INVERSOR | REVERSING DEVICE | INVERSOR |
| 1 PINO | PIN | PASADOR |
| 1 BUCHA | BUSH | CASQUILLO |
| 3 PARAFUSO | BOLT | PERNO |
| 7 PARAFUSO | BOLT | PERNO |
| 14 PARAFUSO | BOLT | PERNO |
| 1 JUNTA | GASKET | EMPAQUETADURA |
| 5 PARAFUSO | BOLT | PERNO |
| 3 PARAFUSO | BOLT | PERNO |
| 1 CARÇAÇA | HOUSING | ALOJAMIENTO |
| 19 PORCA | NUT | TUERCA |
| 1 MOLA | SPRING | RESORTE |
| 1 ASSENTO | SEAT | ASIENITO |
| 1 ROLAMENTO AGULHA | BEARING NEEDLE | COJINETA AGUJAS |
| 1 LUVA | SLEEVE | MANCHA |
| 1 ROLAMENTO AGULHA | BEARING NEEDLE | COJINETA AGUJAS |
| 1 EIXO | SHAFT | ARBOL |
| 2 ANEL TRAVA | CIRCLIP | CIRCULITO |
| 1 ROLAMENTO | BEARING | COJINETE |
| 9 ARRUELA | WASHER | ARANDELA |
| 162 ROLETE | ROLLER | RODILLO |
| 6 ARRUELA | WASHER | ARANDELA |
| 3 ENGRENAGEM | GEAR | ENGRANAJE |
| 3 EIXO | SHAFT | ARBOL |
| 4 PARAFUSO | BOLT | PERNO |
| 4 ARRUELA | WASHER | ARANDELA |
| 1 COROA | SPROCKET | RUEDA DE CADENA |
| 2 PINO | PIN | PASADOR |
| 1 ANEL | RING | ARO |
| 1 ANEL | RING | ARO |
| 1 PLACA | PLATE | PLATO |
| 2 ARRUELA | WASHER | ARANDELA |
| 1 PORTA ENGRENAGEM | CARRIER | PORTADOR |
| 1 PLACA | PLATE | PLATO |
| 1 CALÇO | SHIM | CALCE |
| 1 ESFERA | BALL | BOLA |
| 1 MOLA | SPRING | RESORTE |
| 1 GARFO | FORK | HORQUILLA |
| 1 EIXO | SHAFT | ARBOL |
| 1 LUVA | SLEEVE | MANCHA |
| 2 ARAME | WIRE | HILO |
| 1 EIXO | SHAFT | ARBOL |
| 2 PARAFUSO | BOLT | PERNO |

3698329M91

EP74Z001

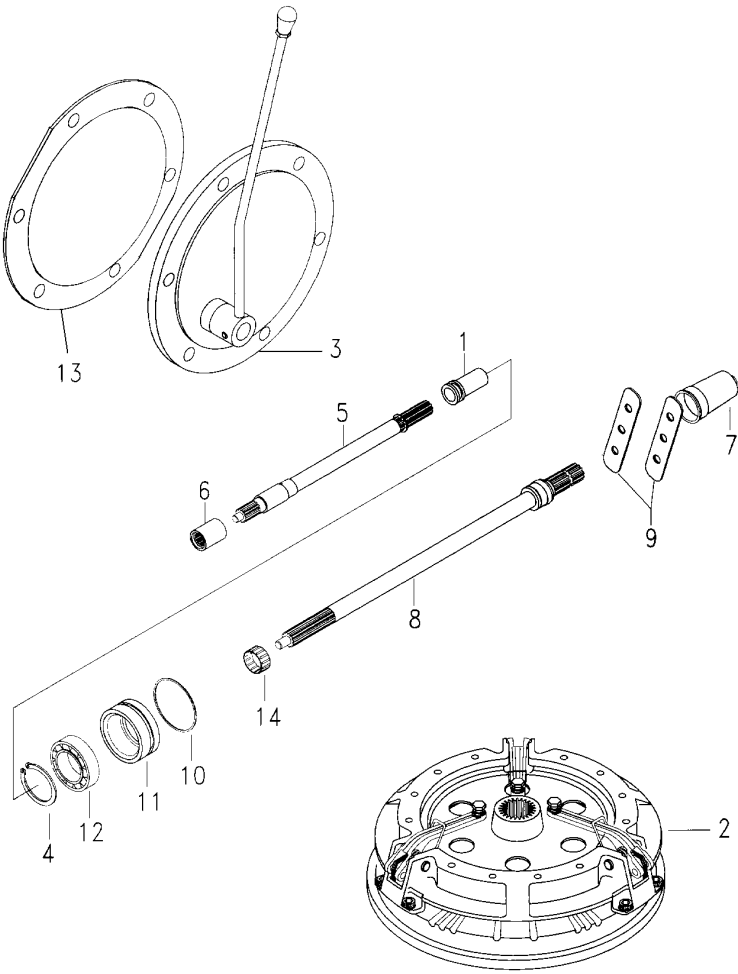
C025002 E06 (1)

06/09 140-40

Kit Da Tdp
Tdp Kit
Tdp Kit

540 Rpm
540 Rpm
540 Rpm

140-45



- 1 532898M1
- 2
- 3 3145778M91
- 4 831581M2
- 5 028362N1
- 6 1868538M4
- 7 035678T1
- 8 6227338M91
- 9 3149348M1
- 10 1004633M1
- 11 3611134M93
- 12 391162X1
- 13 181217M1
- 14 195453M1

1867443M91

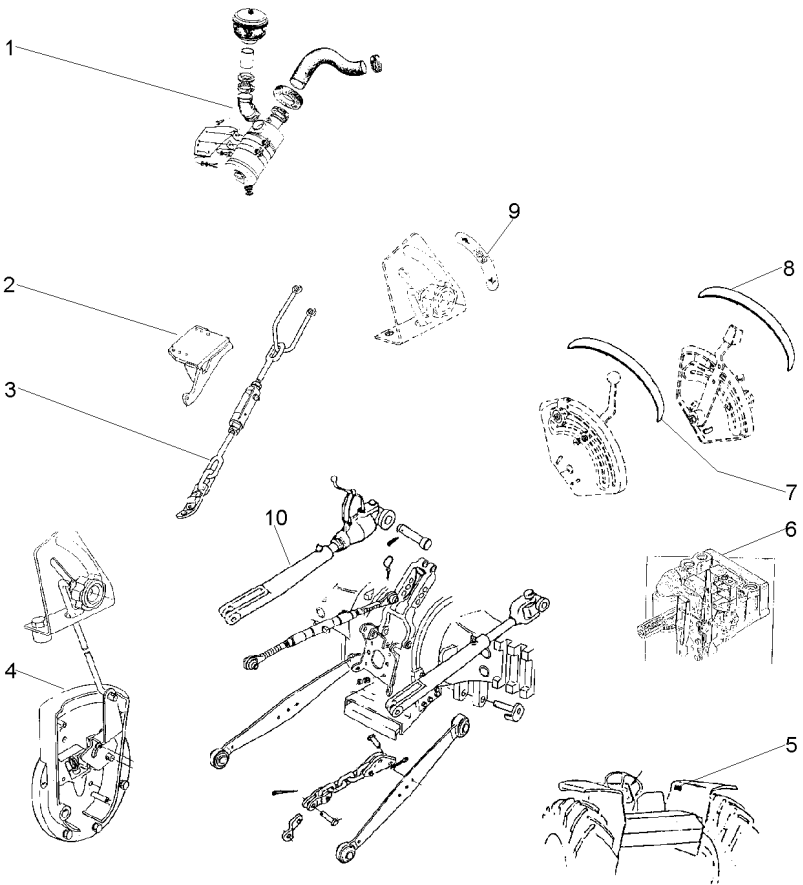
50-70 No

Undef Ref

- | | | |
|--------------------|----------------|-----------------|
| 1 LUVA | SLEEVE | MANCHA |
| 1 EMBREAGEM | CLUTCH | EMBRAGUE |
| 1 CJ. TAMPA | KIT, COVER | JUEGO DE TAPA |
| 1 ANEL TRAVA | CIRCLIP | CIRCULITO |
| 1 CJ. EIXO | KIT, AXLE | JUEGO DE EJE |
| 1 LUVA | SLEEVE | MANCHA |
| 1 TAMPA | COVER | CUBIERTA |
| 1 CJ. EIXO | KIT, AXLE | JUEGO DE EJE |
| 2 CHAPA | PLATE | CHAPA |
| 1 ANEL "O" | O RING | JUNTA TORICA |
| 1 LUVA | SLEEVE | MANCHA |
| 1 ROLAMENTO | BEARING | COJINETE |
| 1 JUNTA | GASKET | EMPAQUETADURA |
| 1 ROLAMENTO AGULHA | BEARING NEEDLE | COJINETA AGUJAS |

Kit Levante Hidráulico
Kit Lift Hydraulic
Ki De Levante Hidraulico

140-50



- 1 T0227001
- 2 037591S1
- 2 037592S1
- 3 3146035M91
- 3 31466036M91
- 4 21482693
- 5 3148171M1
- 6 T0289002
- 7 022651P3
- 8 022656P2
- 9 3148214M1
- 10 21482512



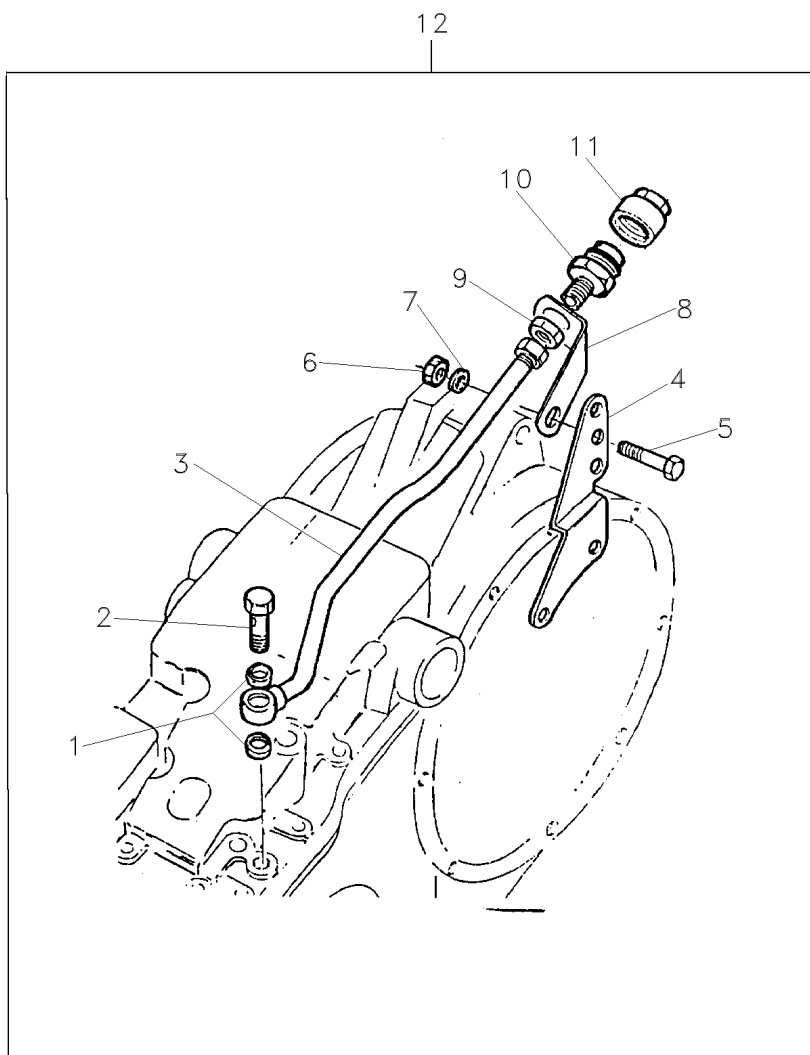
- 1 FILTRO
- 1 SUPORTE
- 1 SUPORTE
- 1 ESTABILIZADOR
- 1 ESTABILIZADOR
- 1 TAMPA
- 1 DECAL
- 1 BOMBA
- 1 DECAL
- 1 DECAL
- 1 DECAL
- 1 EMBLEMA
- 1 BRAÇO


- FILTER
- BRACKET
- BRACKET
- STABILISER
- STABILISER
- COVER
- DECAL
- PUMP
- DECAL
- DECAL
- DECAL
- EMBLEM
- ARM

- FILTRO
- SOPORTE
- SOPORTE
- ESTABILIZADOR
- ESTABILIZADOR
- CUBIERTA
- CALCOMANIA
- BOMBA
- CALCOMANIA
- CALCOMANIA
- EMBLEMA
- BRAZO

Tomada De Óleo Carreta
Kit Oil Pipe
Toma De Aceite

140-55

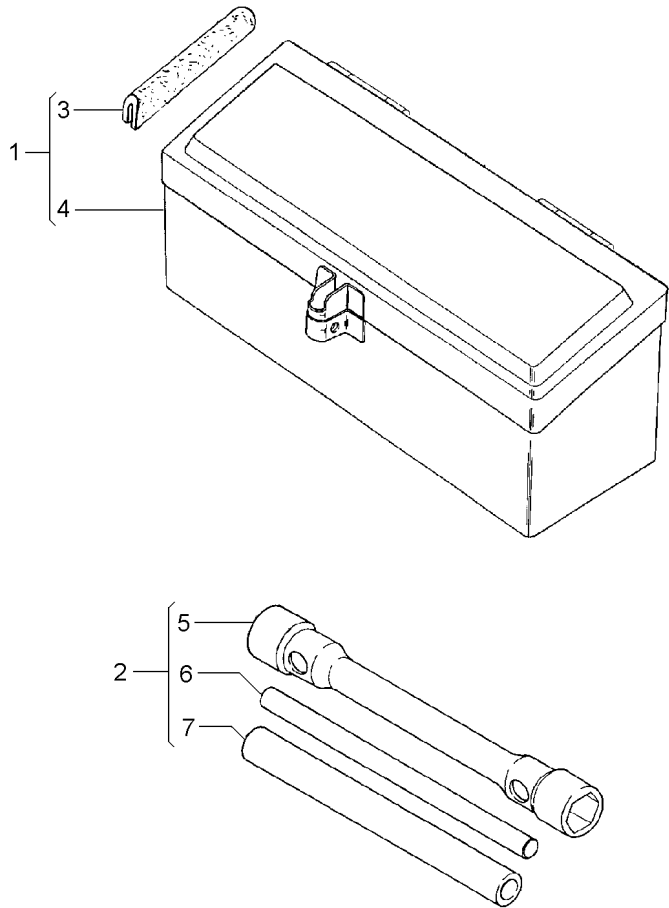


- | | | | |
|----|-----------|----|--|
| 1 | 826238M1 | 12 | |
| 2 | 812561M1 | 12 | |
| 3 | 872190M92 | 12 | |
| 4 | 888722M1 | 12 | |
| 5 | 353560X1 | 12 | 7/16x20x1.1/8 |
| 6 | 376760X1 | 12 | |
| 7 | 353757X1 | 12 | |
| 8 | 1861989M1 | 12 | |
| 9 | 812560M1 | 12 | |
| 10 | 646670M91 | 12 | |
| 11 | 646669M1 | 12 | |
| 12 | | |  1861988M92 |

- | | | | |
|---|----------|------------|----------|
| 2 | ARRUELA | WASHER | ARANDELA |
| 1 | PARAFUSO | BOLT | PERNO |
| 1 | TUBO | PIPE | CANO |
| 1 | SUPORTE | BRACKET | SOPORTE |
| 1 | PARAFUSO | BOLT | PERNO |
| 1 | PORCA | NUT | TUERCA |
| 1 | ARRUELA | WASHER | ARANDELA |
| 1 | SUPORTE | BRACKET | SOPORTE |
| 1 | PORCA | NUT | TUERCA |
| 1 | CONEXÃO | CONNECTION | CONEXION |
| 1 | TERMINAL | END | EXTREMO |
| 1 | TOMADA | INTAKE | ENTRADA |

Caixa De Ferramentas
Tools Box
Caja De Herramientas

140-60



- 1 027964N1
- 2 3149635M93
- 3 027998P1 1
- 4 3587610M91 1
- 5 3149636M2 2
- 6 3149804M1 2
- 7 3149803M1 2

- | | | |
|-------------------|-----------|------------------|
| 1 CX. FERRAMENTAS | TOOL BOX | CAJA HERRAMIENTA |
| 1 CHAVE DE RODA | WHEEL KEY | LLAVE DE RUEDA |
| 2 GUARNIÇÃO | FOAM | ESPUMA |
| 1 CAIXA | BOX | CAJA |
| 1 CHAVE DE RODA | WHEEL KEY | LLAVE DE RUEDA |
| 1 BARRA | BAR | BARRA |
| 1 TUBO | PIPE | CANO |

Caixa De Ferramentas
Tools Box
Caja De Herramientas

Super Estreito
Super Narrow
Super Estrecho

140-65

- 1 027964N1
- 2 037716P1
- 3 353433X1
- 4 3145222M1
- 5 353433X1
- 6 354441X1
- 7 045312P1
- 8 339376X1
- 9 390734X1
- 10 339402X1
- 11 390809X1

5/8x11x1.7/8

5/8x11x1"

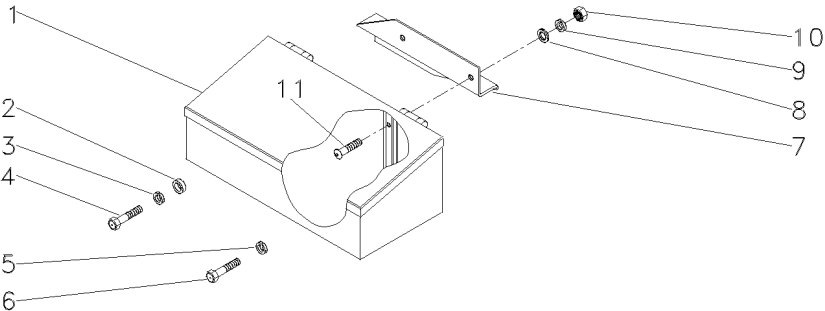
3/8x24

3/8x24x1.1/4

- 1 CX. FERRAMENTAS
- 1 ESPAÇADOR
- 1 ARRUELA
- 1 PARAFUSO
- 1 ARRUELA
- 1 PARAFUSO
- 1 SUPORTE
- 2 ARRUELA
- 2 ARRUELA
- 2 PORCA
- 2 PARAFUSO

- TOOL BOX
- SPACER
- WASHER
- BOLT
- WASHER
- BOLT
- BRACKET
- WASHER
- WASHER
- NUT
- BOLT

- CAJA HERRAMIENTA
- PIEZA DISTANCIA
- ARANDELA
- PERNO
- ARANDELA
- PERNO
- SOPORTE
- ARANDELA
- ARANDELA
- TUERCA
- PERNO

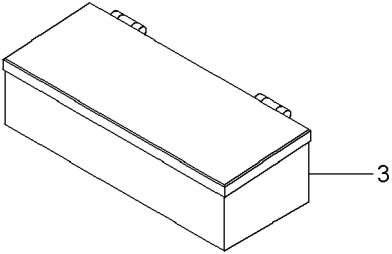
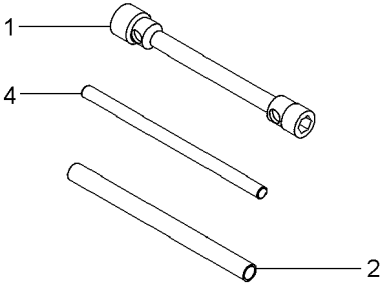


Chaves De Roda
Spanner
Llave Rueda

140-70

- 1 876500M1
- 2 3149803M1
- 3 070798T1
- 4 3149804M1

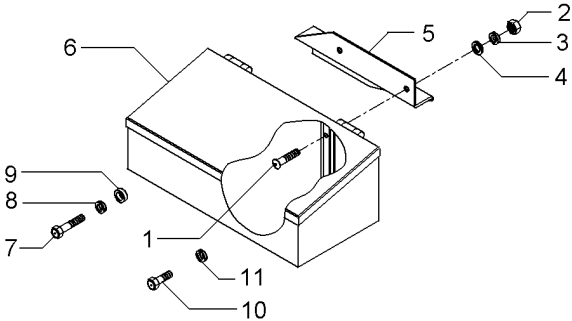
- | | | |
|-----------------|---------|----------------|
| 1 CHAVE DE BOCA | SPANNER | LLAVE DE RUEDA |
| 1 TUBO | PIPE | CANO |
| 1 CAIXA | BOX | CAJA |
| 1 BARRA | BAR | BARRA |



Caixa De Ferramentas
Tools Box
Caja De Herramientas

140-75

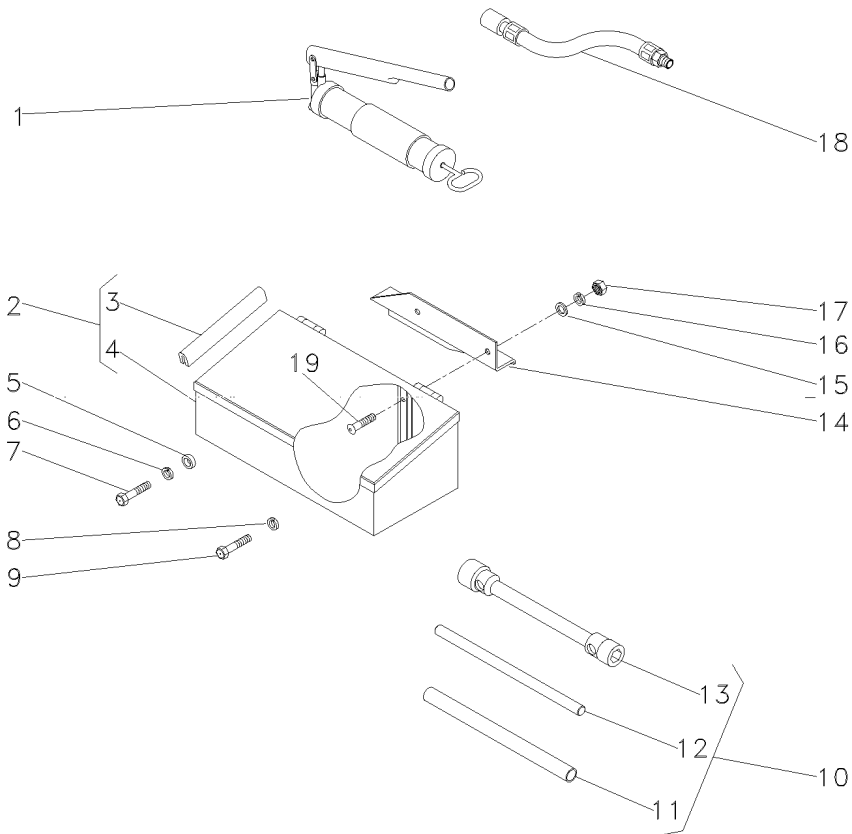
1	390809X1	2	PARAFUSO	BOLT	PERNO
2	339402X1	2	PORCA	NUT	TUERCA
3	339376X1	2	ARRUELA	WASHER	ARANDELA
4	390734X1	2	ARRUELA	WASHER	ARANDELA
5	059566P1	1	SUPORTE	SUPPORT	DISPOS.DE SOSTEN
6	027964N1	1	CX. FERRAMENTAS	TOOL BOX	CAJA HERRAMIENTA
7	3145222M1	1	PARAFUSO	BOLT	PERNO
8	390346X1	1	ARRUELA	WASHER	ARANDELA
9	037716P1	1	ESPAÇADOR	SPACER	PIEZA DISTANCIA
10	354441X1	1	PARAFUSO	BOLT	PERNO
11	390346X1	1	ARRUELA	WASHER	ARANDELA



Caixa De Ferramentas
Tools Box
Caja De Herramientas

Super Estreito
Super Narrow
Super Estrecho

140-80

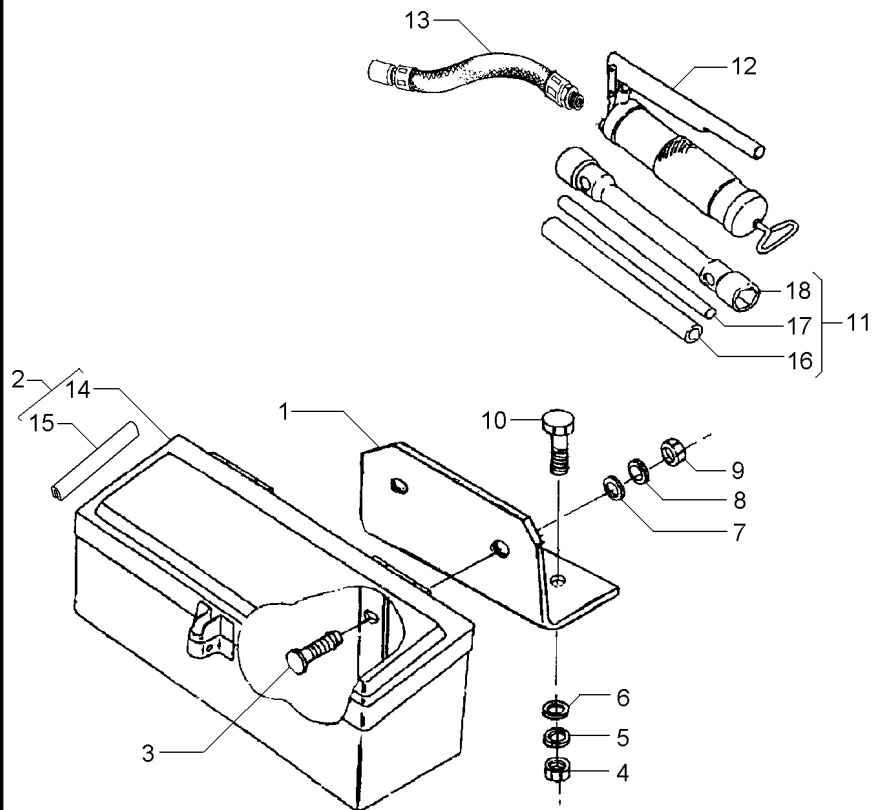


- | | | |
|----|------------|--------------|
| 1 | 036335T1 | |
| 2 | 027964N1 | |
| 3 | 027988P1 | 2 |
| 4 | 3587610M91 | 2 |
| 5 | 037716P1 | |
| 6 | 353433X1 | |
| 7 | 3145222M1 | 5/8x11x1.7/8 |
| 8 | 353433X1 | |
| 9 | 354441X1 | 5/8x11x1" |
| 10 | 3149635M93 | |
| 11 | 3149803M1 | 10 |
| 12 | 3149804M1 | 10 |
| 13 | 3149636M2 | 10 |
| 14 | 045312P1 | |
| 15 | 339376X1 | |
| 16 | 390734X1 | |
| 17 | 339402X1 | 3/8x24 |
| 18 | 036336T1 | |
| 19 | 390809X1 | 3/8x24x1.1/4 |

- | | | | |
|---|-----------------|-----------|------------------|
| 1 | GRAXEIRA | GREASER | ENGRASADOR |
| 1 | CX. FERRAMENTAS | TOOL BOX | CAJA HERRAMIENTA |
| 1 | GUARNIÇÃO | FOAM | ESPUMA |
| 1 | CAIXA | BOX | CAJA |
| 1 | ESPAÇADOR | SPACER | PIEZA DISTANCIA |
| 1 | ARRUELA | WASHER | ARANDELA |
| 1 | PARAFUSO | BOLT | PERNO |
| 1 | ARRUELA | WASHER | ARANDELA |
| 1 | PARAFUSO | BOLT | PERNO |
| 1 | CHAVE DE RODA | WHEEL KEY | LLAVE DE RUEDA |
| 1 | TUBO | PIPE | CANO |
| 1 | BARRA | BAR | BARRA |
| 1 | CHAVE DE RODA | WHEEL KEY | LLAVE DE RUEDA |
| 1 | SUORTE | BRACKET | SOPORTE |
| 2 | ARRUELA | WASHER | ARANDELA |
| 2 | ARRUELA | WASHER | ARANDELA |
| 2 | PORCA | NUT | TUERCA |
| 1 | MANGUEIRA | HOSE | FLEXIBLE |
| 2 | PARAFUSO | BOLT | PERNO |

Caixa De Ferramentas
Tools Box
Caja De Herramientas

140-85



- 1 036983P1
- 2 027964N1
- 3 353810X1
- 4 355566X1
- 5 353434X1
- 6 353756X1
- 7 391388X1
- 8 353434X1
- 9 339402X1
- 10 353691X1
- 11 3149635M93
- 12 036335T1
- 13 036336T1
- 14 3587610M91
- 15 027988P1
- 16 3149803M1
- 17 3149804M1
- 18 3149636M2

3/8x24x1.1/4
3/8x16

M10x1,50
3/8x16x1"

2
2
11
11
11

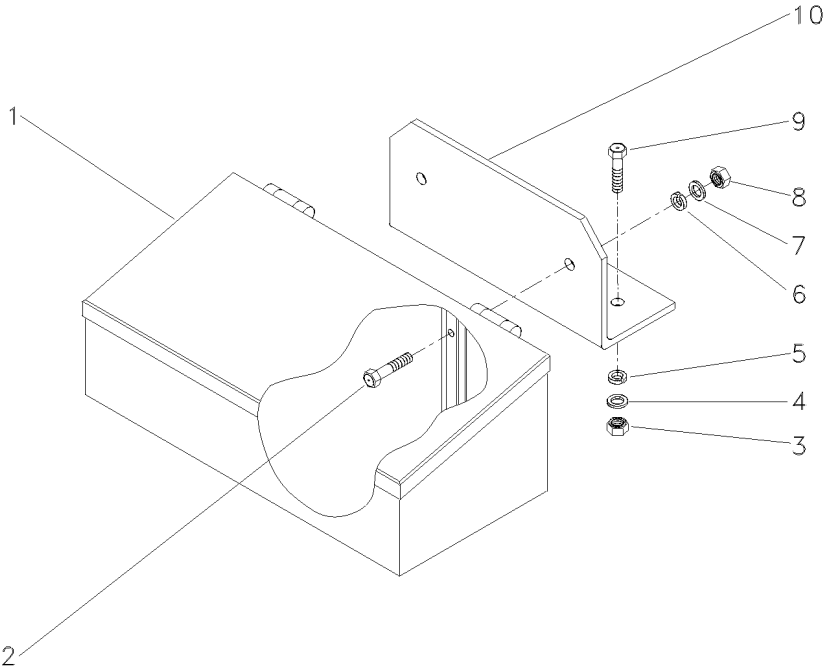
- 1 SUPORTE
- 1 CX. FERRAMENTAS
- 2 PARAFUSO
- 2 PORCA
- 2 ARRUELA
- 2 ARRUELA
- 2 ARRUELA
- 2 PORCA
- 2 PARAFUSO
- 1 CHAVE DE RODA
- 1 GRAXEIRA
- 1 MANGUEIRA
- 1 CAIXA
- 2 GUARNIÇÃO
- 1 TUBO
- 1 BARRA
- 1 CHAVE DE RODA

- BRACKET
- TOOL BOX
- BOLT
- NUT
- WASHER
- WASHER
- WASHER
- NUT
- BOLT
- WHEEL KEY
- GREASER
- HOSE
- BOX
- FOAM
- PIPE
- BAR
- WHEEL KEY

- SOPORTE
- CAJA HERRAMIENTA
- PERNO
- TUERCA
- ARANDELA
- ARANDELA
- ARANDELA
- TUERCA
- PERNO
- LLAVE DE RUEDA
- ENGRASADOR
- FLEXIBLE
- CAJA
- ESPUMA
- CANO
- BARRA
- LLAVE DE RUEDA

Caixa De Ferramentas
Tools Box
Caja De Herramientas

140-90



- 1 027964N1
- 2 353810X1 3/8x24x1.1/4
- 3 355566X1 3/8x16
- 4 353434X1
- 5 353756X1
- 6 391388X1
- 7 353434X1
- 8 353431X1 3/8x24
- 9 353691X1 3/8x16x1"
- 10 036983P1

- | | | |
|-------------------|----------|------------------|
| 1 CX. FERRAMENTAS | TOOL BOX | CAJA HERRAMIENTA |
| 2 PARAFUSO | BOLT | PERNO |
| 2 PORCA | NUT | TUERCA |
| 2 ARRUELA | WASHER | ARANDELA |
| 2 ARRUELA | WASHER | ARANDELA |
| 2 ARRUELA | WASHER | ARANDELA |
| 2 PORCA | NUT | TUERCA |
| 2 PARAFUSO | BOLT | PERNO |
| 1 SUPORTE | BRACKET | SOPORTE |

Chaves De Roda
Spanner
Llave Rueda

140-95

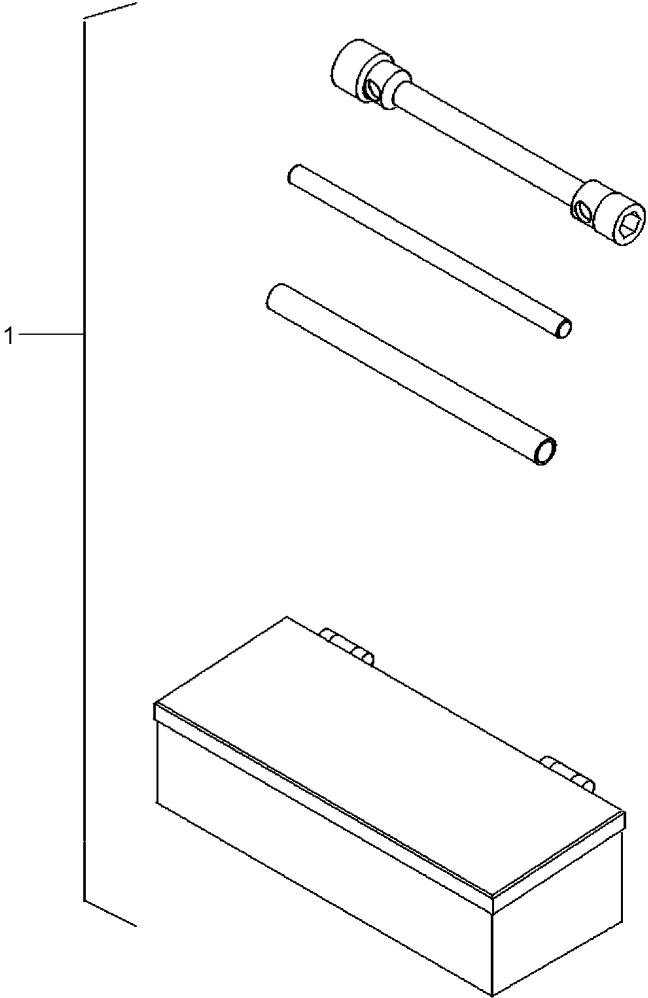
1 070797N1

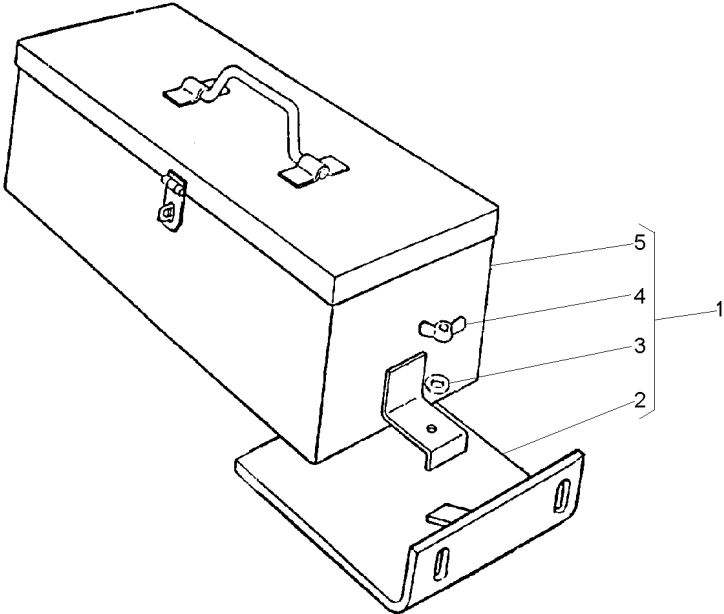
140-115 No

1 KIT FERRAMENTAS

KIT, TOOL

JGO.HERRAMIENTAS

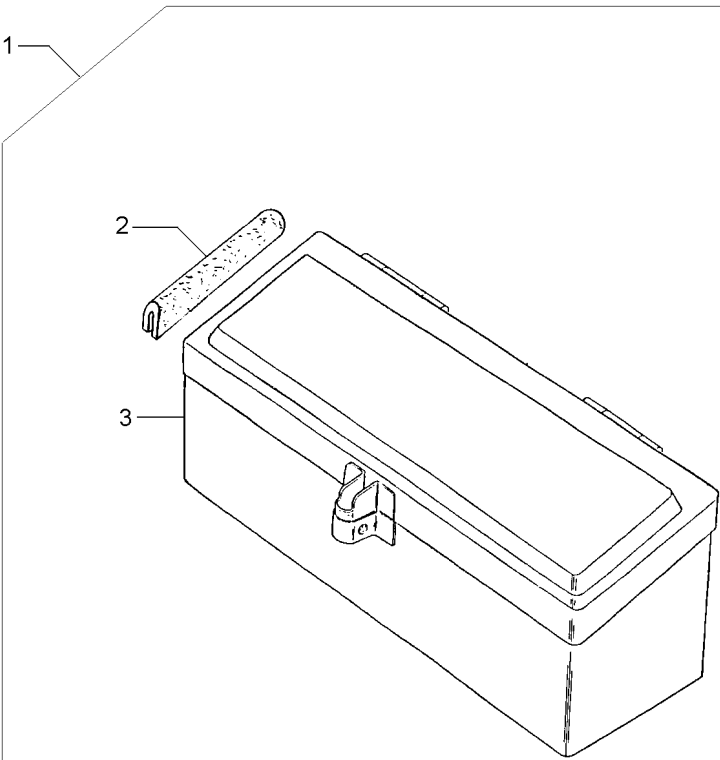




1	2802092M91	1	CX. FERRAMENTAS	TOOL BOX	CAJA HERRAMIENTA
2	2801714M91	1	SUPORTE	BRACKET	SOPORTE
3	353434X1	1	ARRUELA	WASHER	ARANDELA
4	3589682M1	1	PORCA	NUT	TUERCA
5	2801701M93	1	CJ. CAIXA	CASE ASSY	CAJA COMPLETA

Caixa De Ferramentas
Tools Box
Caja De Herramientas

140-105



- 1
- 2 027998P1
- 3 3587610M91

027964N1

- 1
- 1

- 1 CJ. CAIXA
- 2 GUARNIÇÃO
- 1 CAIXA

KIT, BOX
FOAM
BOX

JUEGO DE CAJA
ESPUMA
CAJA

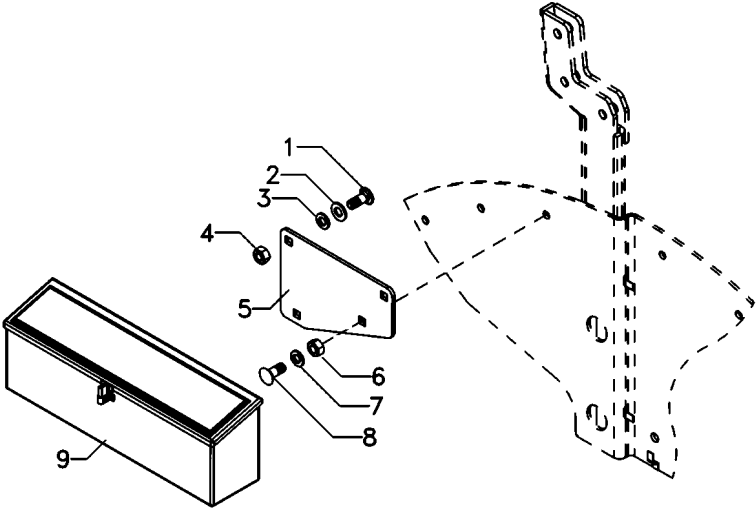
Caixa De Ferramentas
Tools Box
Caja De Herramientas

140-110

Tratores Compacto
Compact Tractors
Tractores Compacto

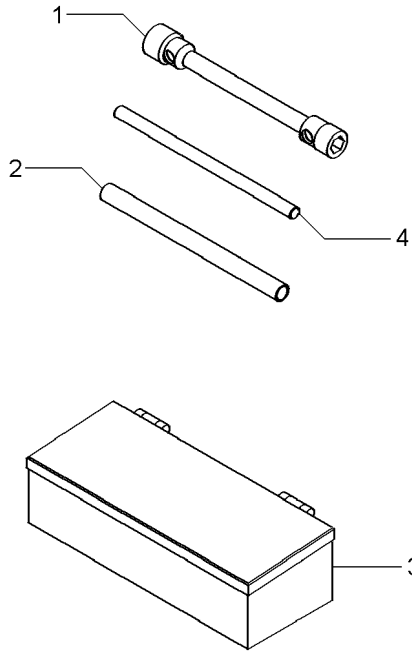
- 1 390809X1
- 2 390734X1
- 3 339376X1
- 4 339402X1
- 5 6222248M1
- 6 339402X1
- 7 339376X1
- 8 390809X1
- 9 3587610M91

- | | | | |
|---|----------|---------|----------|
| 2 | PARAFUSO | BOLT | PERNO |
| 2 | ARRUELA | WASHER | ARANDELA |
| 2 | ARRUELA | WASHER | ARANDELA |
| 2 | PORCA | NUT | TUERCA |
| 1 | SUPORTE | BRACKET | SOPORTE |
| 2 | PORCA | NUT | TUERCA |
| 2 | ARRUELA | WASHER | ARANDELA |
| 2 | PARAFUSO | BOLT | PERNO |
| 1 | CAIXA | BOX | CAJA |



Kit De Ferramentas
Tools
Herramientas

140-115



- 1 876500M1
- 2 3149803M1
- 3 070798T1
- 4 3149804M1

- 1 CHAVE DE BOCA
- 1 TUBO
- 1 CAIXA
- 1 BARRA

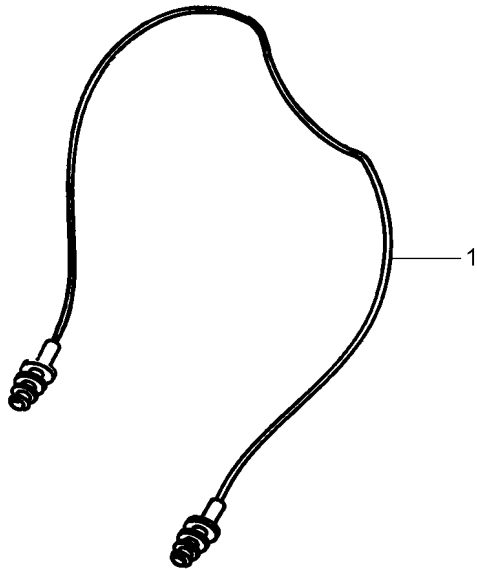
- SPANNER
- PIPE
- BOX
- BAR

- LLAVE DE RUEDA
- CANO
- CAJA
- BARRA

Protetor Auricular
Protector
Protetor

140-120

1 T0289054 1 PROTETOR PROTECTOR PROTECTOR



Kit De Ferramentas
Tools
Herramientas

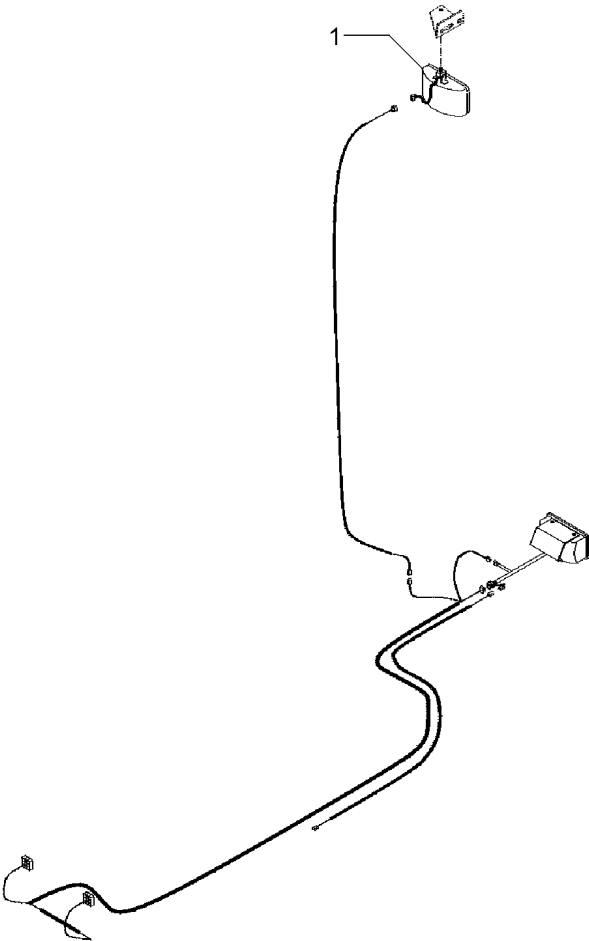
140-125

1 024393T1

1 FAROL

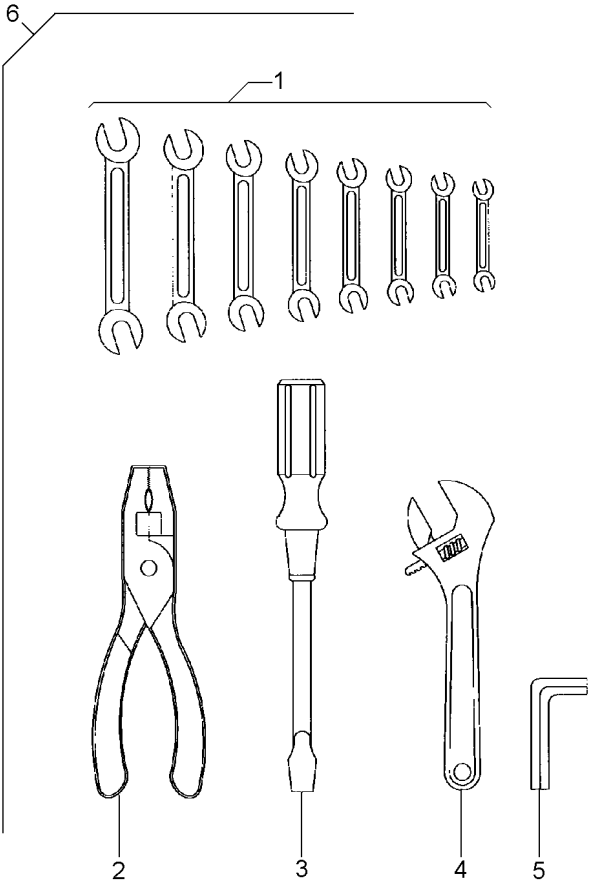
LIGHT


ALUMBRADO



Kit De Ferramentas
Tools
Herramientas

140-130



1	3145880M1	6
1	3145881M1	6
1	3145882M1	6
1	3145883M1	6
1	3145884M1	6
1	3145885M1	6
1	3145886M1	6
1	3145887M1	6
2	3145888M1	6
3	3145890M1	6
4	3145889M1	6
5	1437379M1	6
6	 3145959M91	

1	CHAVE DE BOCA	SPANNER	LLAVE DE RUEDA
1	CHAVE DE BOCA	SPANNER	LLAVE DE RUEDA
1	CHAVE DE BOCA	SPANNER	LLAVE DE RUEDA
1	CHAVE DE BOCA	SPANNER	LLAVE DE RUEDA
1	CHAVE DE BOCA	SPANNER	LLAVE DE RUEDA
1	CHAVE DE BOCA	SPANNER	LLAVE DE RUEDA
1	CHAVE DE BOCA	SPANNER	LLAVE DE RUEDA
1	CHAVE DE BOCA	SPANNER	LLAVE DE RUEDA
1	CHAVE DE BOCA	SPANNER	LLAVE DE RUEDA
1	ALICATE	PLIERS	PINZAS
1	CHAVE DE FENDA	SCREWDRIVER	DESTORNILLADOR
1	CHAVE DE BOCA	SPANNER	LLAVE DE RUEDA
1	CHAVE ALLEN	ALLEN KEY	LLAVE ALLEN
1	KIT FERRAMENTAS	KIT, TOOL	JGO.HERRAMIENTAS

- 1 036336T1

2 036335T1
- 1 MANGUEIRA

1 GRAXEIRA
- HOSE

GREASER
- FLEXIBLE

ENGRASADOR

