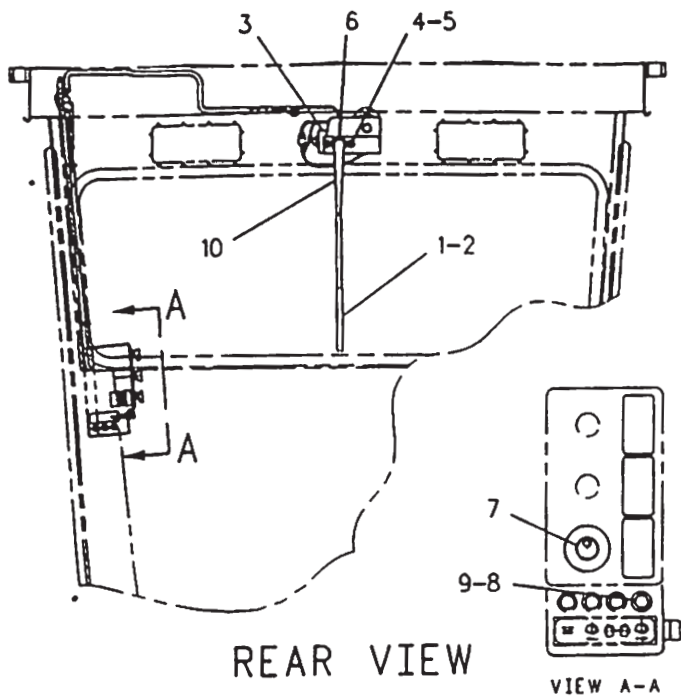


OPERATOR STATION



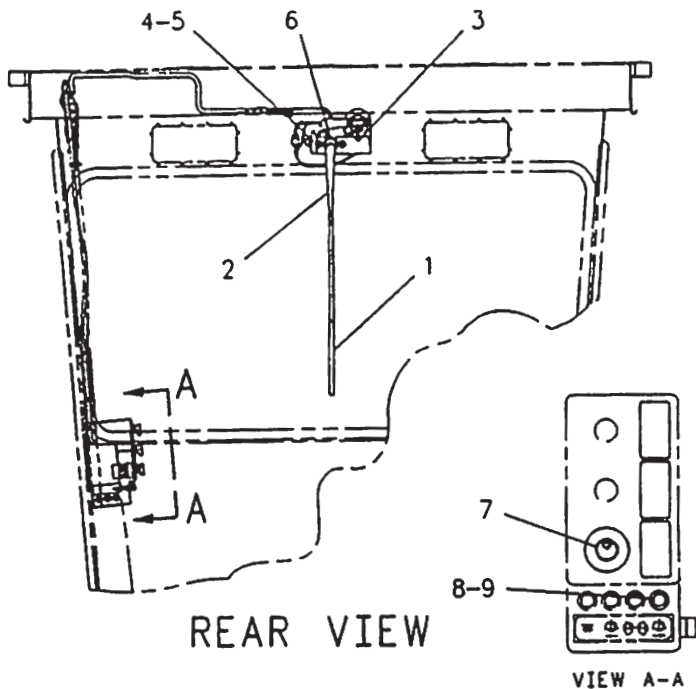
NOTE	REF NO	PART NUMBER	QTY	PART NAME
	1	6V5849	1	BLADE AS-WIPER
	2	8C5060	1	KIT-WIPER BLADE (INCLUDES 2 REFILL BLADES)
Y	3	3T7068	1	WIPER GP-WINDSHIELD
	4	7X3182	2	BOLT
	5	5P4115	2	WASHER
B	6	4B4283	2	WASHER
	7	3T6655	1	SWITCH AS-ROTARY (WIPER ON/OFF)
		2H3920	1	LOCKWASHER
		6V8369	1	NUT
		7T9302	1	KNOB-WIPER SWITCH
		140816	1	SETSCREW
	8	4K5122	1	HOLDER AS-FUSE
		7N2867	1	CAP-FUSE HOLDER
	9	3K8782	1	FUSE
	10	6V8257	1	ARM AS-WIPER

B-USE AS REQUIRED
Y-SEPARATE ILLUSTRATION

F-578

7305

8X2910 WIPER GP-WINDSHIELD
3T7068-Page 485
An Attachment



NOTE	REF NO	PART NUMBER	QTY	PART NAME
	1	6V5853	1	BLADE AS-WIPER
	2	6V8258	1	ARM AS-WIPER
Y	3	3T7068	1	WIPER GP-WINDSHIELD
	4	7X3182	2	BOLT
	5	5P4115	2	WASHER
B	6	4B4283	2	WASHER
	7	3T6655	1	SWITCH AS-ROTARY (WIPER ON/OFF)
		2H3920	1	LOCKWASHER
		6V8369	1	NUT
		7T9302	1	KNOB-WIPER SWITCH
		140816	1	SETSCREW
	8	4K5122	1	HOLDER AS-FUSE
		7N2867	1	CAP-FUSE HOLDER
	9	3K8782	1	FUSE

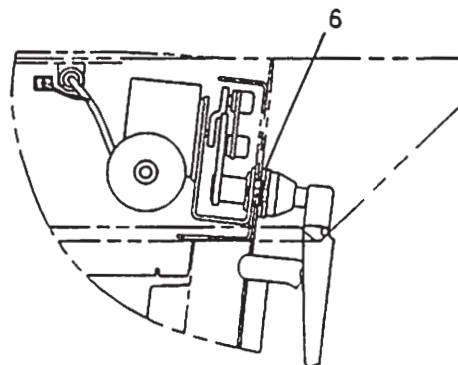
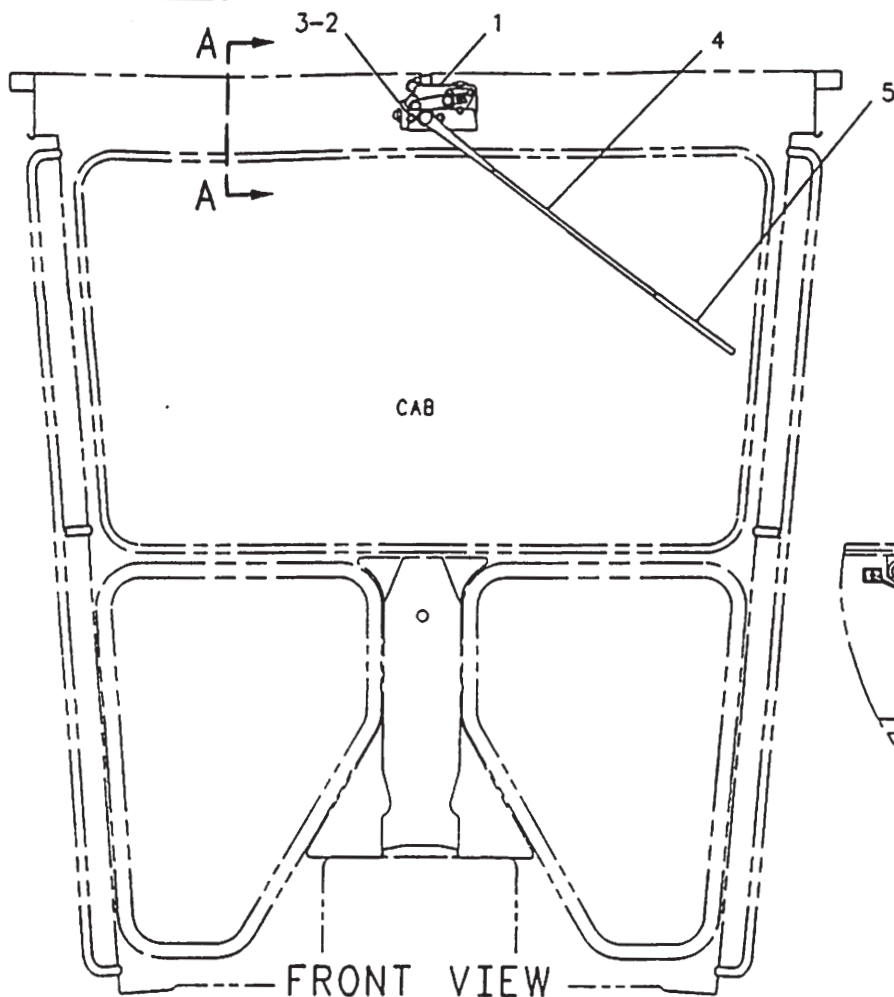
B-USE AS REQUIRED
Y-SEPARATE ILLUSTRATION

F-578

7305

8X2911 WIPER GP-WINDSHIELD
3T7068-Page 485
An Attachment

OPERATOR STATION



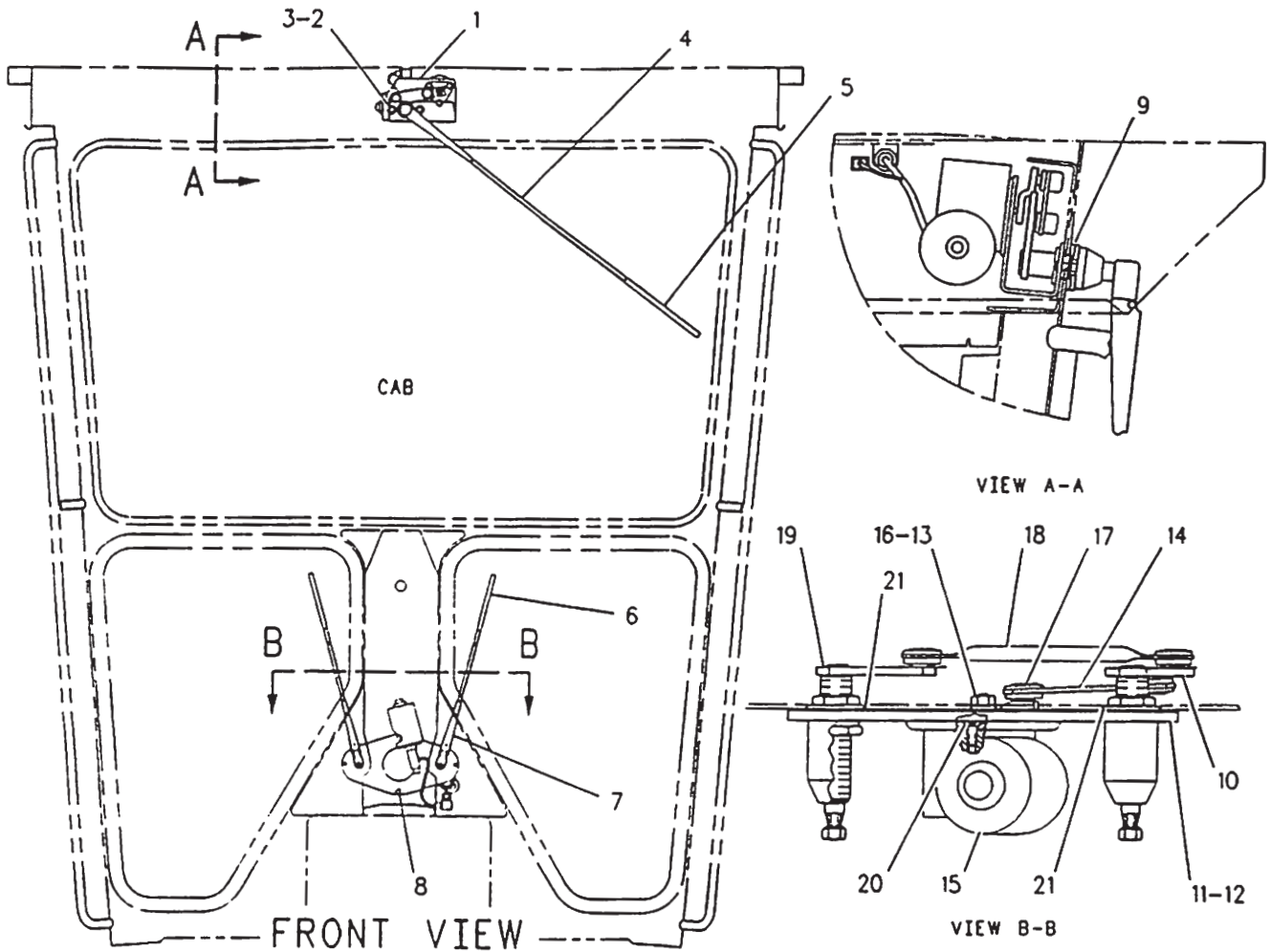
VIEW A-A

NOTE	REF NO	PART NUMBER	QTY	PART NAME	NOTE	REF NO	PART NUMBER	QTY	PART NAME
Y	1	3T7068	1	WIPER GP-WINDSHIELD					
	2	7X3182	2	BOLT (1/4-28X.5IN)					
	3	5P4115	2	WASHER					
	4	6V8259	1	ARM AS-WIPER					
	5	6V5853	1	BLADE AS-WIPER					
B	6	484283	2	WASHER					

B-USE AS REQUIRED
Y-SEPARATE ILLUSTRATION

F-634093 CP

OPERATOR STATION

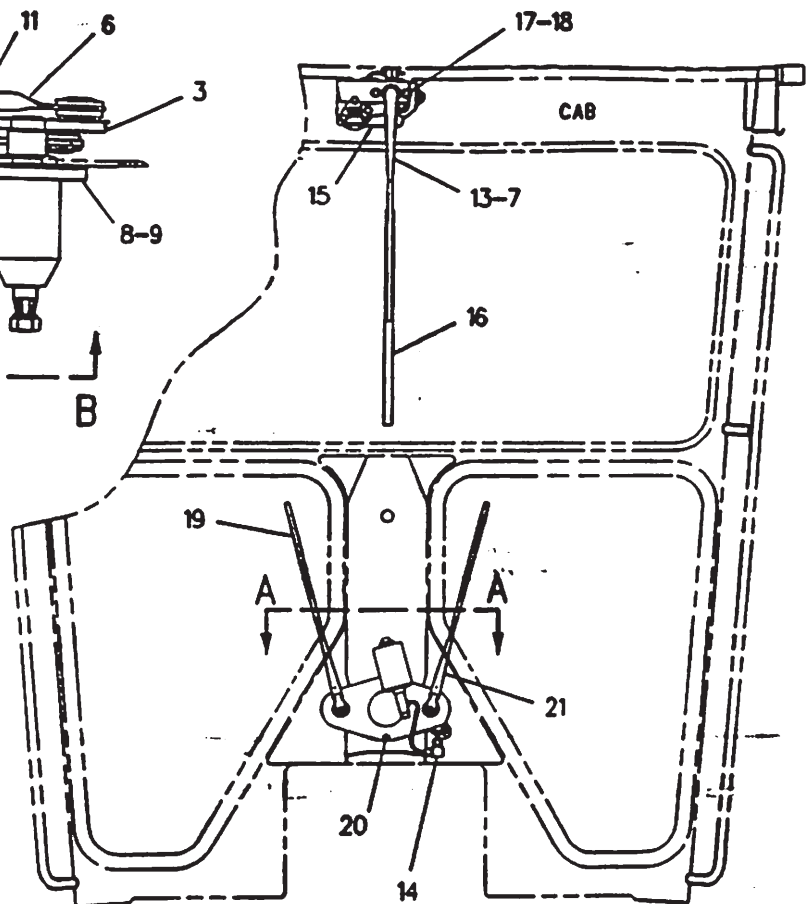
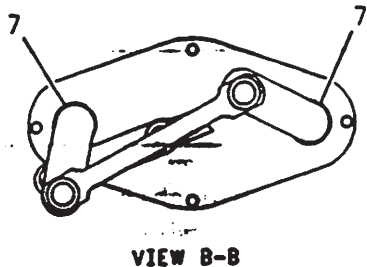
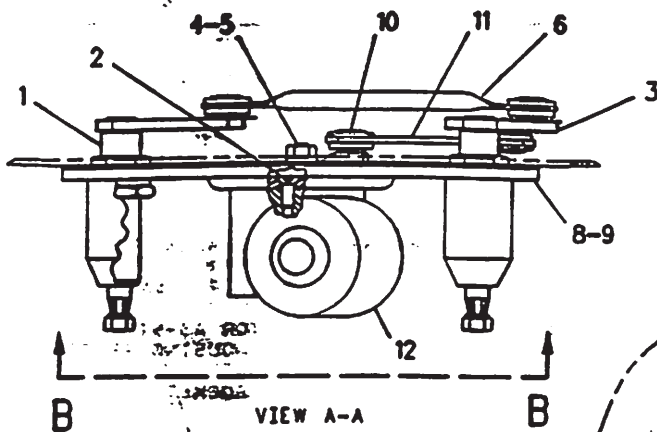


NOTE	REF NO	PART NUMBER	QTY	PART NAME	NOTE	REF NO	PART NUMBER	QTY	PART NAME
Y	1	3T7068	1	WIPER GP-WINDSHIELD					
	2	7X3182	2	BOLT					
	3	5P4115	2	WASHER (2MM THK)					
	4	6V8259	1	ARM AS-WIPER					
	5	6V5853	1	BLADE AS-WIPER					
	6	1234355	2	BLADE AS					
	7	1234354	2	ARM AS					
M	8	8T4138	2	BOLT					
	9	4B4283	2	WASHER					
	10	1257004	1	SHAFT AS					
	11	8X2556	1	FLANGE					
	12	8X2663	1	GASKET					
V	13	6V6889	1	NUT					
	14	2A6929	1	LINK					
	15	9X3392	1	MOTOR AS-WIPER					
		7K4474	1	CONNECTOR AS					
		7N7779	2	SOCKET					
		7N7780	2	PIN-CONNECTOR					
		7N8204	1	HOUSING-RECEPTACLE					
	16	6V6888	1	WASHER-SPRING					
	17	2A6926	1	LEVER AS					
	18	2A6928	1	LINK					
	19	1257003	1	SHAFT AS					
M	20	5C7423	3	SCREW					
	21	4B4283	2	WASHER					

B-USE AS REQUIRED
M-METRIC PART
Y-SEPARATE ILLUSTRATION

F-613519 CP

OPERATOR STATION



NOTE	REF NO	PART NUMBER	QTY	PART NAME	NOTE	REF NO	PART NUMBER	QTY	PART NAME
M	1	1257003	1	SHAFT AS	M	20	8T4138	2	BOLT (M6X1.0X20MM)
	2	5C7423	3	SCREW		21	1234354	2	ARM AS
	3	1257004	1	SHAFT AS					
M	4	6V6889	1	NUT					
	5	6V6888	1	WASHER-SPRING					
	6	2A6928	1	LINK					
B	7	4B4283	4	WASHER					
	8	8X2556	1	FLANGE					
	9	8X2663	1	GASKET					
	10	2A6926	1	LEVER AS					
	11	2A6929	1	LINK					
	12	9X3392	1	MOTOR AS-WIPER					
		7K4474	1	CONNECTOR AS					
		7N7779	2	SOCKET					
		7N7780	2	PIN-CONNECTOR					
		7N8204	1	HOUSING-RECEPTACLE					
	13	6V8258	1	ARM AS-WIPER					
	14	7K4474	1	CONNECTOR AS					
		7N7779	2	SOCKET					
		7N7780	2	PIN-CONNECTOR					
		7N8204	1	HOUSING-RECEPTACLE					
Y	15	3T7068	1	WIPER GP-WINDSHIELD					
	16	6V5853	1	BLADE AS-WIPER					
	17	7X3182	2	BOLT (1/4-28X.5IN)					
	18	5P4115	2	WASHER					
	19	1234355	2	BLADE AS					

B-USE AS REQUIRED
M-METRIC PART
Y-SEPARATE ILLUSTRATION

F-626056

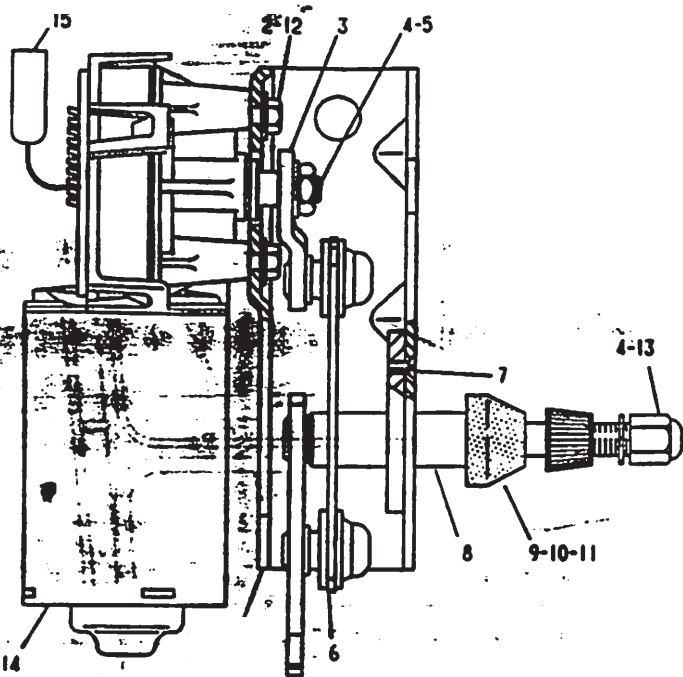
7305

8X2810 WIPER GP-WINDSHIELD

3T7068-Page 485

Part of 8X2810 WIPER

OPERATOR STATION



NOTE	REF NO	PART NUMBER	QTY	PART NAME
	1	3T7059	1	BRACKET
M	2	5C9553	3	BOLT (M6X1.0X16MM)
	3	3T7086	1	CRANK AS
M	4	6V6889	2	NUT (M8X1.25 THD)
	5	6V6888	1	WASHER-SPRING
	6	6V6219	1	LINK-CONNECTING
M	7	3C1884	4	SCREW-MACHINE (M5X0.8 BG THD)
	8	6T2770	1	SHAFT AS-DRIVE
	9	6V6209	1	CAP
M	10	6V6213	1	NUT (M20X1 THD)
	11	6V6214	1	WASHER
	12	5P0537	3	WASHER (2MM THK)
	13	6A9718	1	WASHER
	14	9X3392	1	MOTOR AS-WIPER
	15	7N8204	1	HOUSING-RECEPTACLE
		7N7780	2	PIN-CONNECTOR (BLADE)
		7N7779	2	SOCKET

M-METRIC PART

A-527309 EP

OPERATOR STATION

PAGE

2 1348232 WINDOW GP..... 484.01

69002

1396129 WINDOW GP-CAB...
Side Sliding HP

OPERATOR STATION

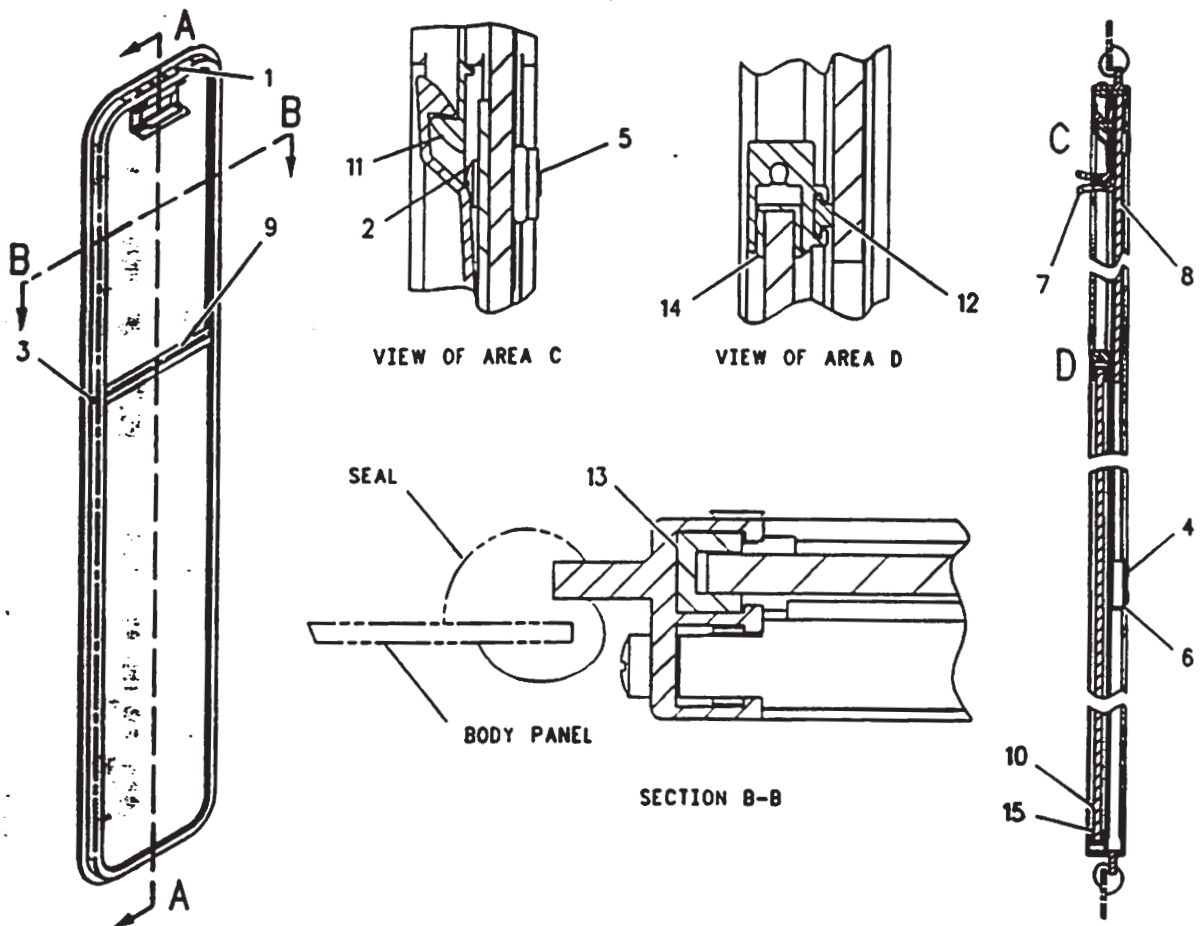
PAGE

2 1348233 WINDOW GP..... 484.02

689680 P

1396128 WINDOW GP-CAB

OPERATOR STATION



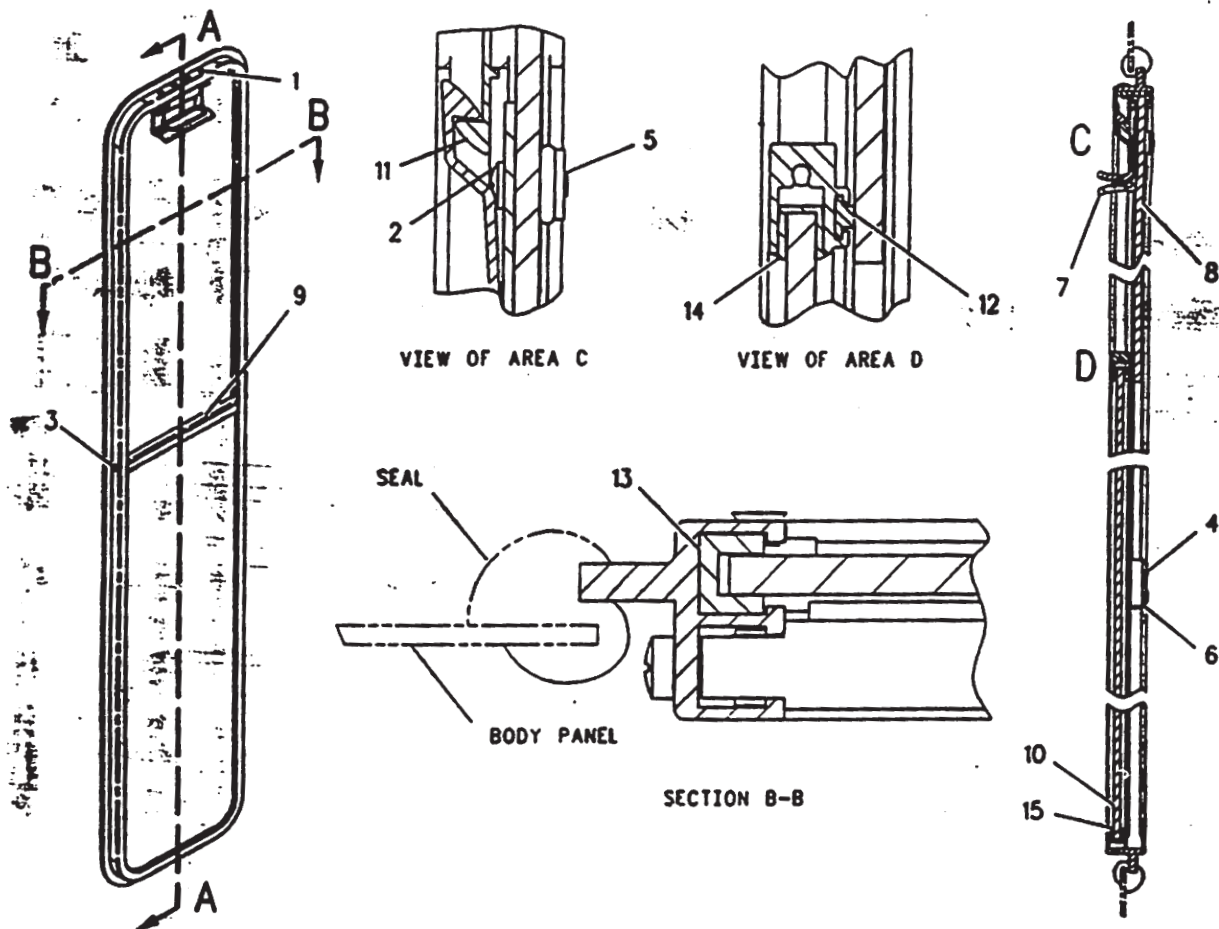
NOTE	REF NO	PART NUMBER	QTY	PART NAME	NOTE	REF NO	PART NUMBER	QTY	PART NAME
E D E	1	5M9695	4	SCREW					
	2	SP7162	2	SCREW-MACHINE					
	3	8C6738	2	SCREW-PAN HEAD					
	4	9X6019	4	LOCKSCREW					
	5	1045958	2	NUT					
	6	1090146	2	STOP-SLIDE					
	7	1399132	1	LATCH AS					
	8	1399133	1	GLASS-SLIDING					
	9	1399134	1	POST-CENTER					
	10	1399135	1	GLASS-FIXED					
	11	1399137	1	CATCH					
	12	8Y6981		SEAL (21 CM)					
	13	1399136		SEAL-WEATHER (194 CM)					
	14	5P5627		SEAL (1 M)					
	15	8Y6982		SEAL (188 CM)					

D-ORDER BY THE METER
E-ORDER BY THE CENTIMETER

F-689669 CP

1348233 WINDOW GP
Part Of 1396128 Window-Cab
An Attachment

OPERATOR STATION



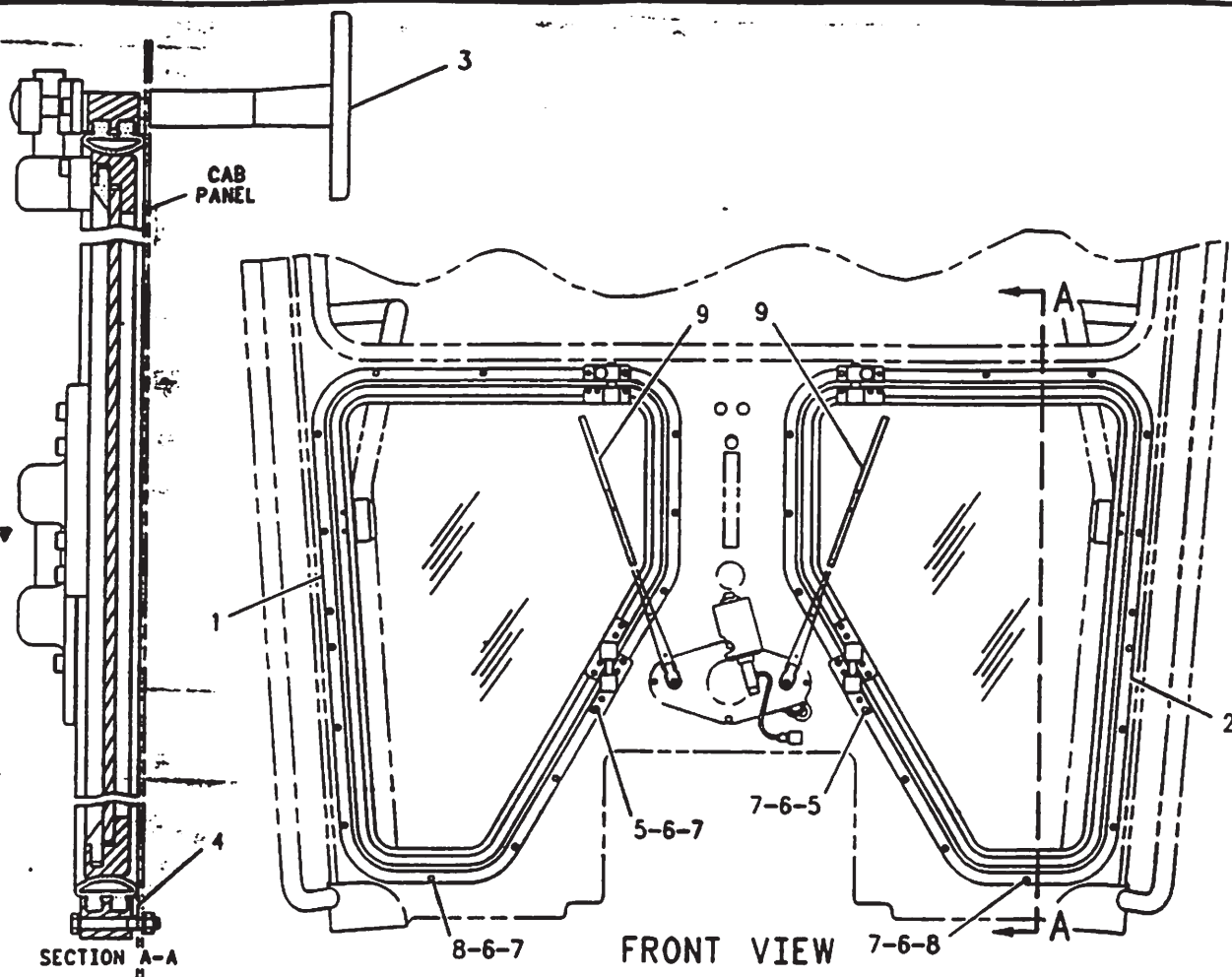
NOTE	REF NO	PART NUMBER	QTY	PART NAME	NOTE	REF NO	PART NUMBER	QTY	PART NAME
	1	5M9695	4	SCREW					
	2	SP7162	2	SCREW-MACHINE					
	3	8C6738	2	SCREW-PAN HEAD					
	4	9X6019	4	LOCKSCREW					
	5	1045958	2	NUT					
	6	1090146	2	STOP-SLIDE					
	7	1399132	1	LATCH AS					
	8	1399138	1	GLASS-SLIDING					
	9	1399134	1	POST-CENTER					
	10	1399135	1	GLASS-FIXED					
	11	1399137	1	CATCH					
	12	8Y6981		SEAL (21 CM)					
	13	1399136		SEAL-WEATHER (285 CM)					
	14	5P5627		SEAL (1 M)					
	15	8Y6982		SEAL (188 CM)					

)-ORDER BY THE METER
)-ORDER BY THE CENTIMETER

F-690034 CP

1348232 WINDOW GP
 Part Of 1396129 Window-Cab
 An Attachment

OPERATOR STATION



NOTE	REF NO	PART NUMBER	QTY	PART NAME	NOTE	REF NO	PART NUMBER	QTY	PART NAME
Y	1	1258846	1	PANEL GP-PH					
Y	2	1258847	1	PANEL GP-LH					
BD	3	5T3093	2	HANDLE					
M	4	5P5969		SEAL					
	5	8T0352	4	BOLT					
	6	8T0328	56	WASHER-HARD (1MM THK)					
M	7	7Y5226	28	NUT					
M	8	8T0335	24	BOLT					
	9	6V8255	2	BLADE AS-WIPER					

B-USE AS REQUIRED
D-ORDER BY THE METER
M-METRIC PART


Y-SEPARATE ILLUSTRATION

F-602462 CP

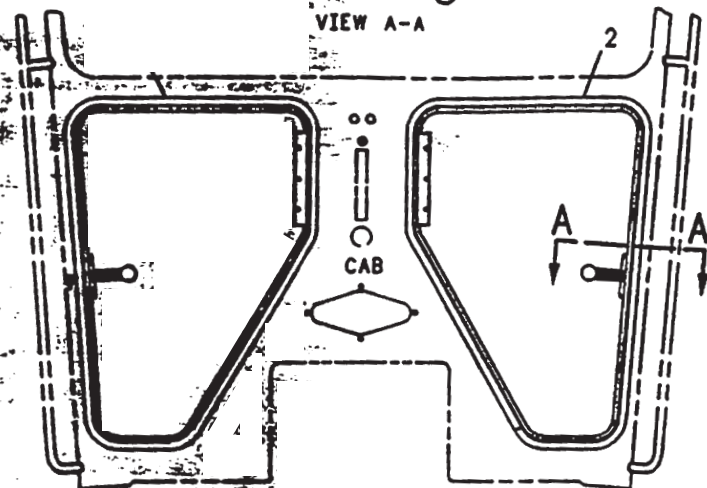
7340

1260961 WINDOW GP
1258846-Page 451, 1258847-Page 450
Part Of 1341213 Merchandise Ar

OPERATOR STATION



VIEW A-A



FRONT VIEW

NOTE	REF NO	PART NUMBER	QTY	PART NAME
M	1	1157513	1	WINDOW GP (RH)
	2	1157512	1	WINDOW GP (LH)
	3	8T4137	4	BOLT
	4	8T4121	4	WASHER
	5	1157511	2	PLATE AS
	6	5H8985	2	PIN-SPRING

M-METRIC PART

F-578393 EP

OPERATOR STATION

NOTE	REF NO	PART NUMBER	QTY	PART NAME	NOTE	REF NO	PART NUMBER	QTY	PART NAME
	1	8X9405	1	RESERVOIR AS					
		6W5698	2	GROMMET					
		7T1961	1	CAP					
		8X1135	1	GASKET					
		8X5280	2	CONNECTOR					
		8X9349	1	PAD (RECTANGULAR)					
		1074885	1	PAD (ROUND)					
	2	8W0935	1	GASKET					
	3	8W0934	1	BRACKET					
	4	9P2369	1	JET AS-WASHER					
M	5	9X2042	2	SCREW-TRUSS HEAD					
M	6	5C2890	2	NUT					
	7	5P4115	2	WASHER					
	8	3S2093	3	STRAP-CABLE					
	9	1023642	1	COVER					
M	10	9X2042	3	SCREW-TRUSS HEAD					
	11	4D7388	1	CLIP					
	12	5M3062	1	BOLT (3/8-16X.750IN)					
	13	6K9632	1	TEE					
	14	7T8893	1	PUMP AS-WASHER					
BD	15	5P5992	1	HOSE					
	16	6V6487	2	PLUG					
	17	8T4896	2	WASHER-HARD					

B-USE AS REQUIRED
 D-ORDER BY THE METER
 M-METRIC PART

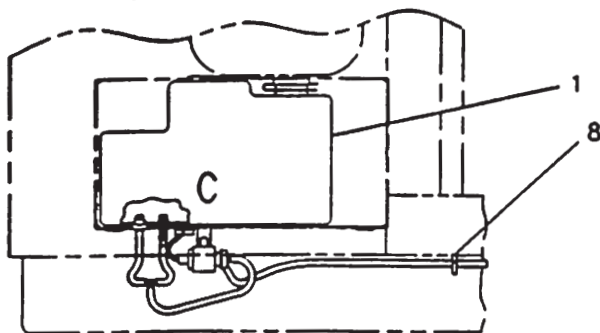
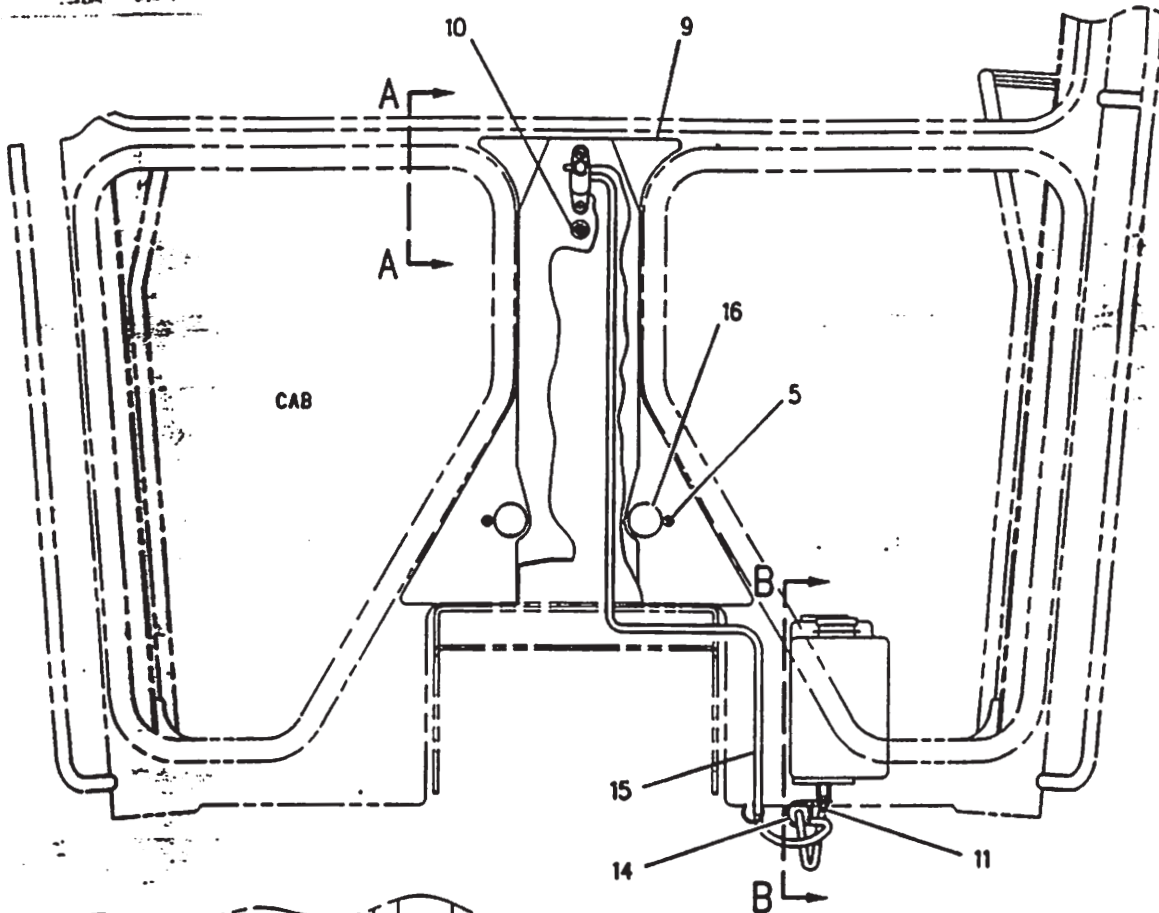
709090

7306

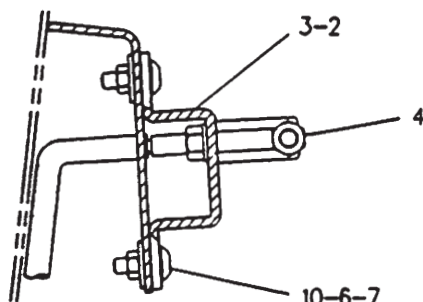
1254342 WASHER GP-WINDSHIELD

Part Of 1254341 Cab Ar-Non-ROPS, 1297233 Cab Ar-High Profile
 An Attachment

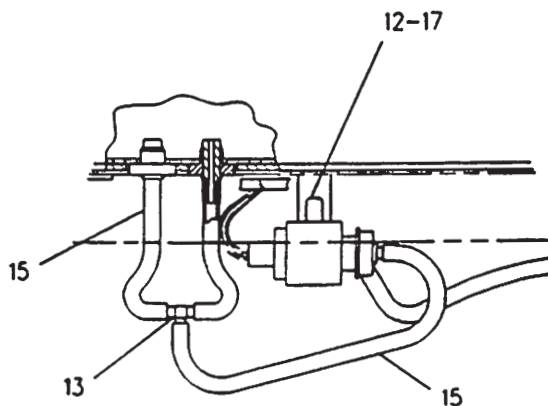
OPERATOR STATION



VIEW B-B



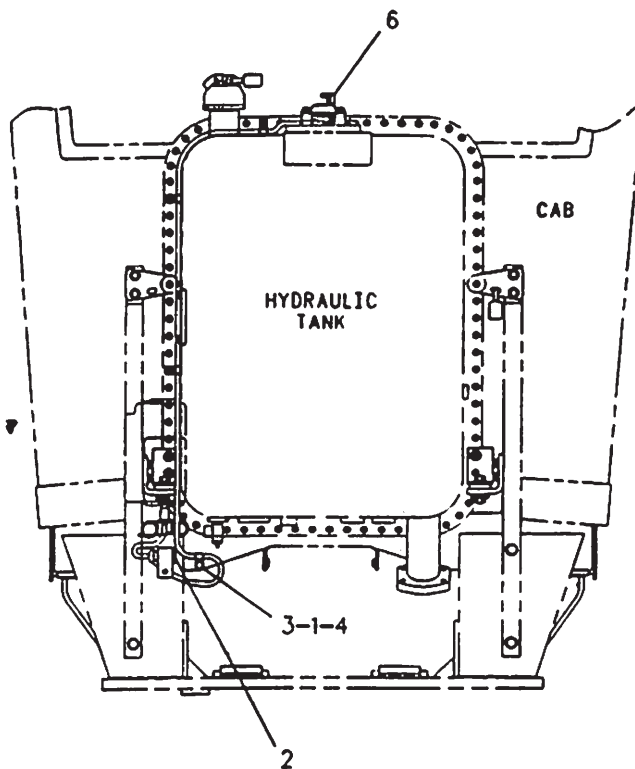
VIEW A-A



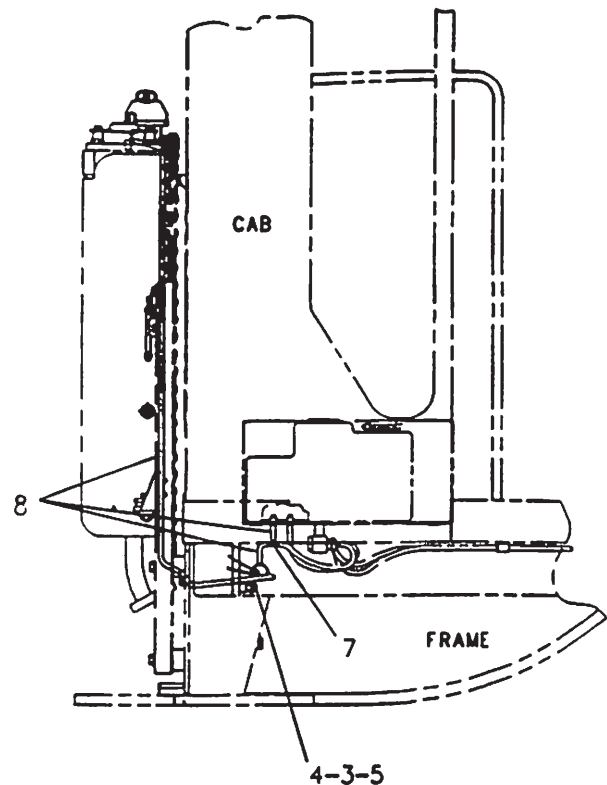
VIEW OF AREA C

F-709089 CP

OPERATOR STATION



REAR VIEW



RIGHT SIDE VIEW

NOTE	REF NO	PART NUMBER	QTY	PART NAME	NOTE	REF NO	PART NUMBER	QTY	PART NAME
DB	1	407794	1	CLIP (10 MM ID)					
	2	7T8891	1	PUMP AS-WASHER					
	3	8T4896	2	WASHER-HARD (2.5MM THK)					
	4	5P8167	2	BOLT (3/8-16X.625IN)					
	5	407388	1	CLIP					
	6	3V3816	1	NOZZLE AS					
	7	6K9632	1	TEE					
	8	5P5992		HOSE					

B-USE AS REQUIRED
D-ORDER BY THE METER

F-600488 CP

OPERATOR STATION

NOTE	REF NO	PART NUMBER	QTY	PART NAME	NOTE	REF NO	PART NUMBER	QTY	PART NAME
D	1	5P5992	2	HOSE (.35M EACH)					
	2	8W0935	1	GASKET					
	3	8W0934	1	BRACKET					
	4	9P2369	1	JET AS-WASHER					
		8Y4408	1	NOZZLE AS-JET					
	5	8T2901	1	NOZZLE AS					
		8Y4409	1	NOZZLE AS-JET					
M	6	9X2045	2	SCREW-TRUSS HEAD					
M	7	5C2890	2	NUT					
	8	5P4115	2	WASHER					
	9	3S2093	3	STRAP-CABLE (1.75 IN DIA.)					
	10	1023645	1	COVER					
M	11	9X2045	3	SCREW-TRUSS HEAD					
	12	4D7388	2	CLIP					
	13	5M3062	1	BOLT (3/8-16X.750IN)					
	14	8T4896	2	WASHER-HARD					
	15	7T8891	2	PUMP AS-WASHER					
	16	8X9405	1	RESERVOIR AS					
	17	8X5280	2	CONNECTOR					
	18	6W5698	2	GROMMET					
	19	7T1961	1	CAP					
	20	8X1135	1	GASKET					
	21	8X9349	1	PAD					
	22	1074865	1	PAD					
D	23	5P5992	2	HOSE (2.2M EACH)					
	24	4L6454	1	BOLT (3/8-16 X 1.0IN)					
	25	6V8801	1	NUT					
	26	7G4326	1	PLATE					

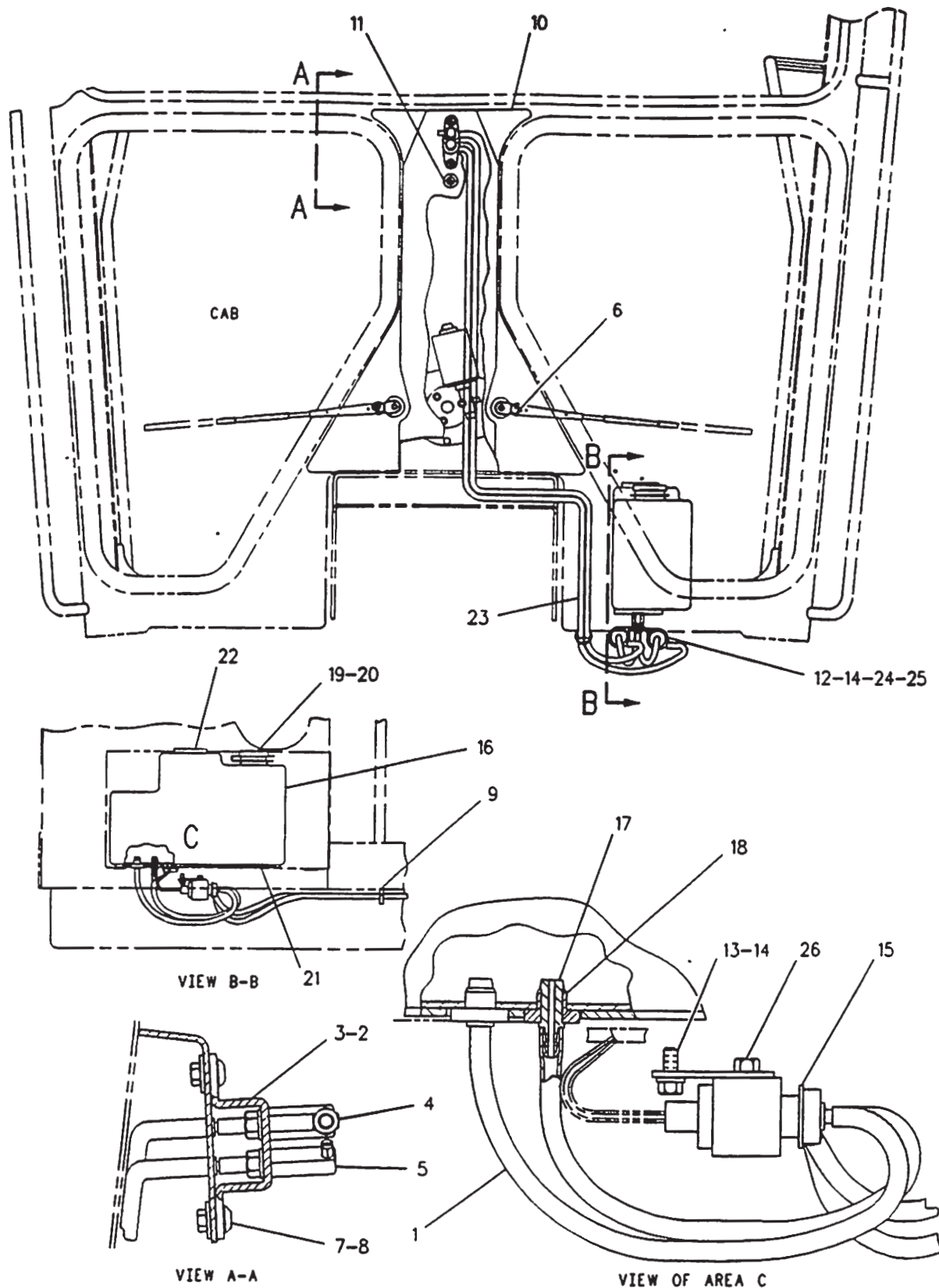
D-ORDER BY THE METER
M-METRIC PART

695697 CP

7306

8X9675 WASHER GP-WINDSHIELD
Part Of 8W7417, 8W7418 ROPS Ars

OPERATOR STATION



F-597900 C

7306

8X9675 WASHER GP-WINDSHIELD
Part Of 8W7417, 8W7418 ROPS Ars

OPERATOR STATION

NOTE	REF NO	PART NUMBER	QTY	PART NAME	NOTE	REF NO	PART NUMBER	QTY	PART NAME
Y	1	8Y6022	1	PLATE-SLIDE					
	2	8Y6023	1	PLATE-SLIDE					
	3	5M3062	2	BOLT					
	4	5P1075	4	WASHER-HARD					
	5	2K4973	6	LOCKNUT					
	6	1135804	1	HOUSING AS-LOWER					
	7	1135808	1	HOUSING GP-SEAT SUSPENSION					
J	8	8Y6012	1	ARM AS-SUSPENSION					
	9	1D4677	4	BOLT-ROUND HEAD					
	10	1010003	23	FASTENER					
J	11	1115042	3	FASTENER					
	12	1084878	3	NUT-PUSH					
	13	5V1497	1	RETAINER					
ZJ	14	4V7884	2	BEARING					
	15	4V8577	4	BEARING					
	16	8Y6024	2	SHAFT AS					
ZM	17	1240507	1	ABSORBER-SHOCK					
	18		1	BOOT					
	19		2	RETAINER					
ZN	20		2	BELT					
	21		4	ROLLER					
				THE FOLLOWING REPAIR KITS ARE AVAILABLE:					
		8Y5944	1	KIT-SUSPENSION BOOT (INCLUDES PARTS MARKED J)					
		1014194	1	KIT-BELT TETHER (INCLUDES PARTS MARKED M)					
		1014195	1	KIT-SUSPENSION ROLLER (INCLUDES PARTS MARKED N)					

M-METRIC PART
Y-SEPARATE ILLUSTRATION
Z-NOT SERVICED SEPARATELY

601365 CP

7324

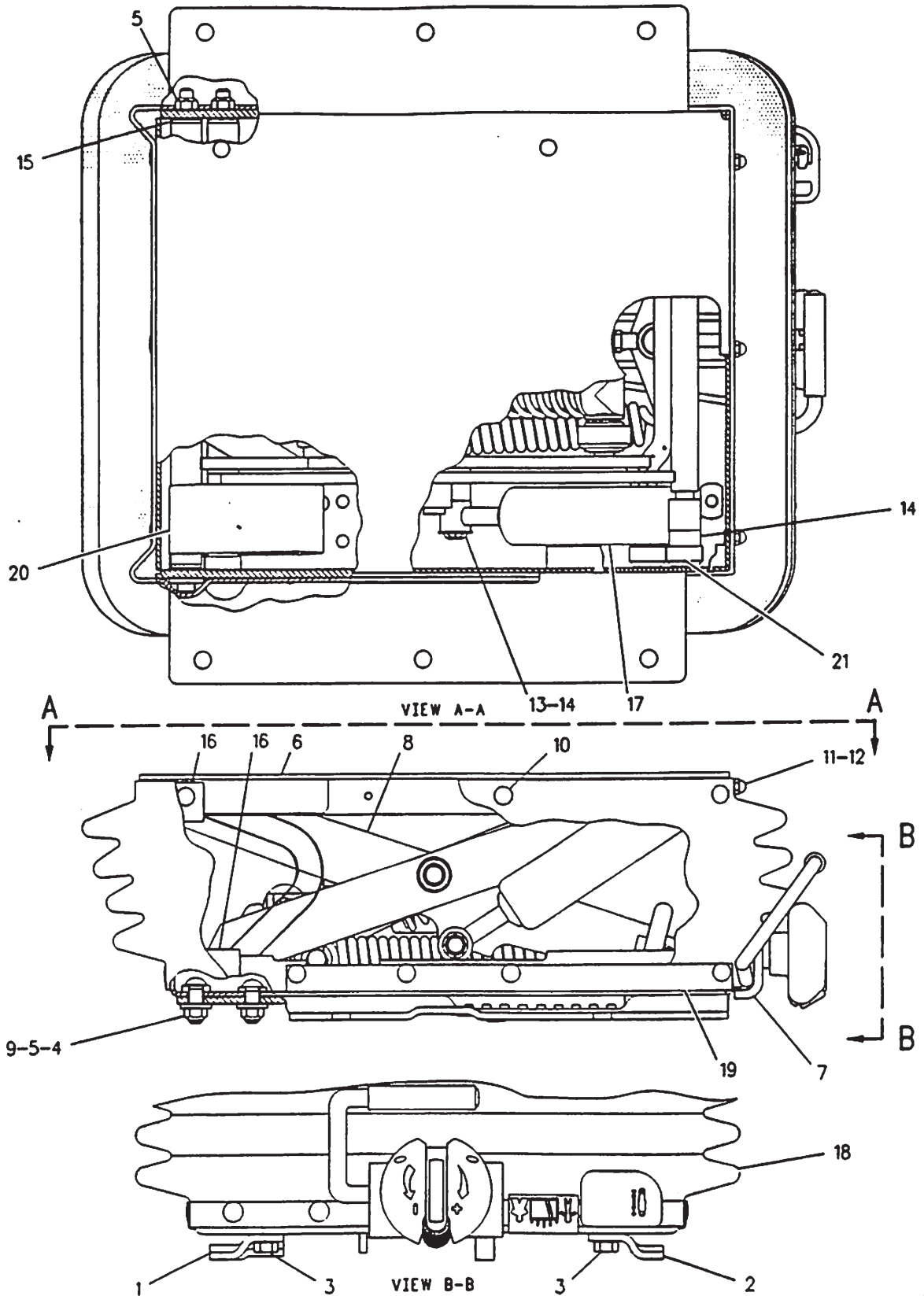
1135800 SUSPENSION GP-SEAT

1135808-Page 414

Part Of 1129104, 1129105 Seats-Suspension

As Attachment

OPERATOR STATION

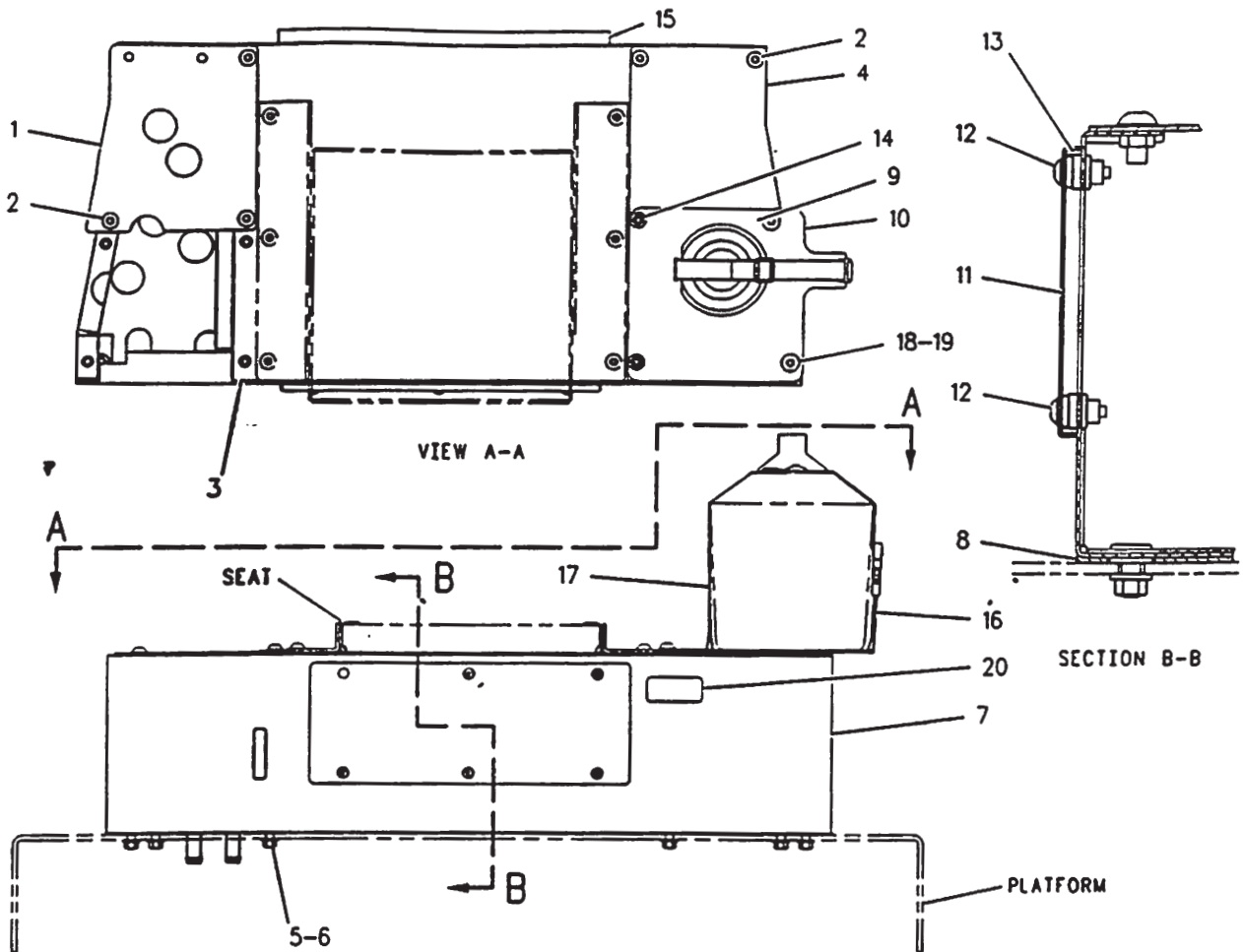


F-601364 C

7324

1135800 SUSPENSION GP-SEAT
Part Of 1129104, 1129105 Seats-Suspension
An Attachment

OPERATOR STATION



NOTE	REF NO	PART NUMBER	QTY	PART NAME	NOTE	REF NO	PART NUMBER	QTY	PART NAME
	1	8X5536	1	COVER		20	8C3756	1	FILM-IDENTIFICATION
M	2	9X2041	5	SCREW-TRUSS HEAD					
	3	8X5538	1	COVER AS					
M		8T3490	1	NUT-WELD					
	4	8X5540	1	COVER					
	5	6V8801	8	NUT					
	6	5P1075	8	WASHER-HARD					
	7	8X5535	1	SUPPORT AS					
		5H0255	1	BOSS					
		5P8245	8	WASHER					
M		6V9632	2	NUT-WELD (M6X1 THD)					
M		8T3490	24	NUT-WELD (M10X1.5 THD)					
		9G9155	1	CLIP (20MM ID)					
	8	8X5534	1	PAD					
	9	1234618	1	COVER					
	10	1134251	1	PLATE					
	11	1065840	1	COVER					
M	12	9X2045	6	SCREW-TRUSS HEAD					
	13	1234701	1	SEAL					
M	14	9X2040	2	SCREW-TRUSS HEAD					
D	15	5P5969	1	SEAL					
	16	7G4824	1	STRAP					
	17	8E7791	1	STRAP					
	18	1348273	2	SCREW-FLAT HEAD					
	19	7X0591	2	WASHER-HARD					

D-ORDER BY THE METER
M-METRIC PART

F-675792 CP

7312

8W6318 SUPPORT GP-SEAT
Part Of 1124112 Chassis Ar

OPERATOR STATION

PAGE

1 1129105 SEAT GP-SUSPENSION..... 473

6 9X2041 SCREW=TRUSS HEAD

638202 P

7324

1131689 SEAT GP-SUSPENSION
An Attachment

PAGE

1 1129105 SEAT GP-SUSPENSION..... 473

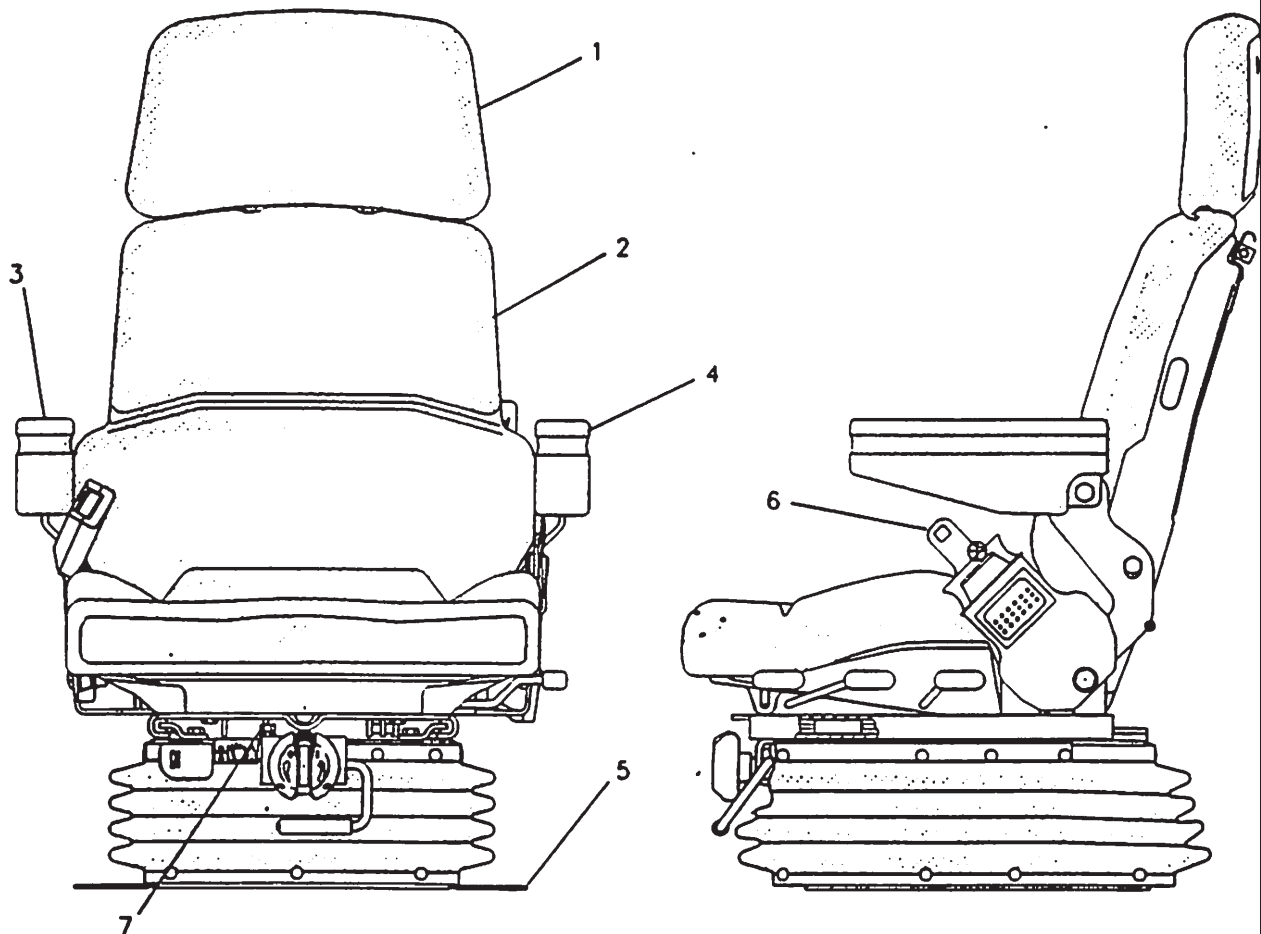
6 9X2041 SCREW-TRUSS HEAD

635361 P

7324

1319311 SEAT GP-SUSPENSION
An Attachment

OPERATOR STATION



NOTE	REF NO	PART NUMBER	QTY	PART NAME	NOTE	REF NO	PART NUMBER	QTY	PART NAME
Y	1	8Y5959	1	EXTENSION GP-BACKREST					
Y	2	1141185	1	SEAT GP					
Y	3	1134245	1	ARMREST GP					
Y	4	1134242	1	ARMREST GP					
Y	5	1135800	1	SUSPENSION GP-SEAT					
CY	6	1224617	1	SEAT BELT GP					
J	7	4F4879	1	BOLT					
		8Y5889	1	THE FOLLOWING REPAIR KIT IS AVAILABLE: KIT-BLOCK (INCLUDES 4 BLOCKS & PART MARKED J)					

C-CHANGE FROM PREVIOUS TYPE
Y-SEPARATE ILLUSTRATION

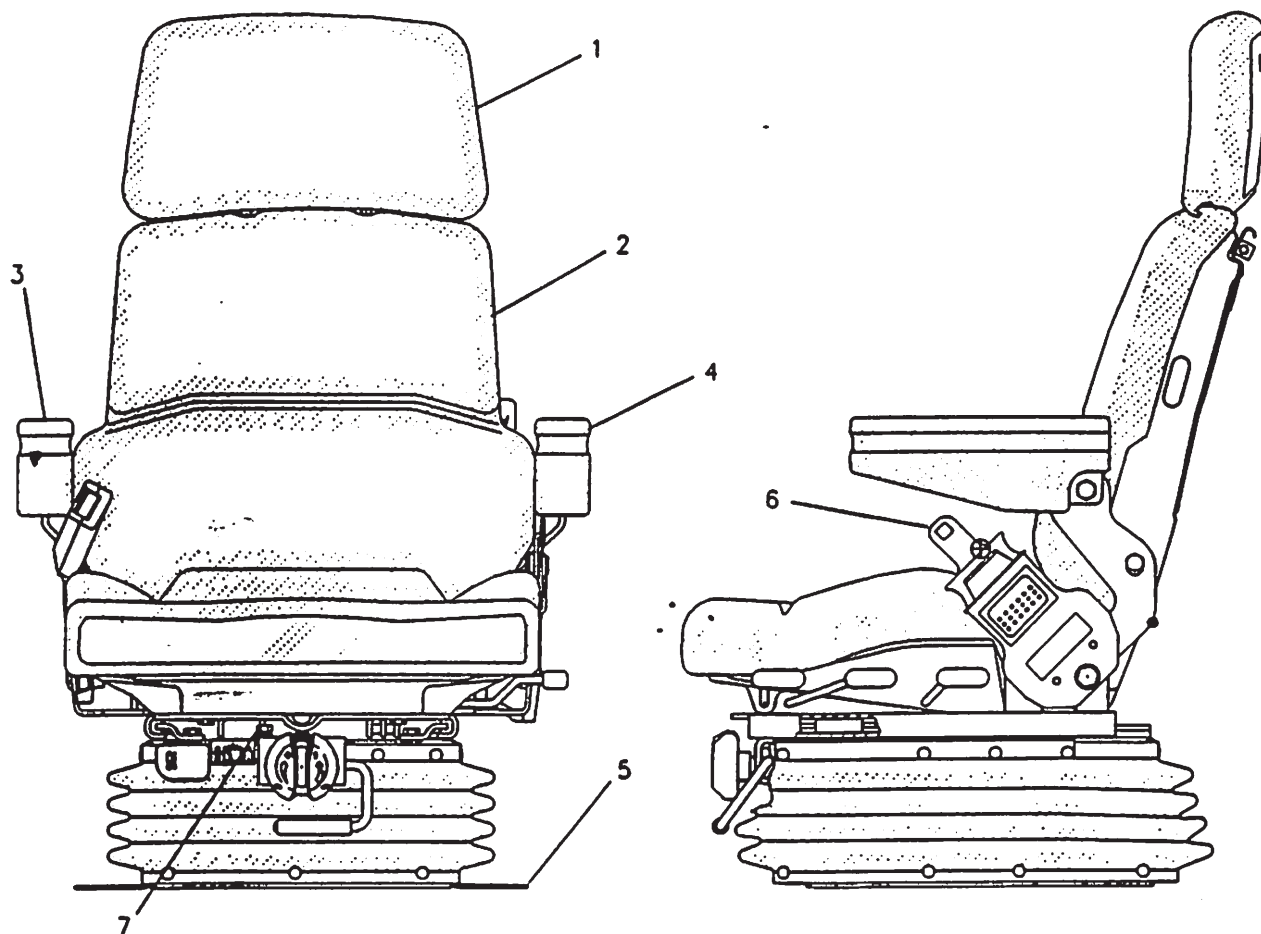
F - 715824

7324

1129105 SEAT GP-SUSPENSION

Type 2. 8Y5959-Page 400, 1134245, 1134242-Page 373
1141185-Page 466, 1135800-Page 476, 1224617-Page 461.01

OPERATOR STATION



NOTE	REF NO	PART NUMBER	QTY	PART NAME	NOTE	REF NO	PART NUMBER	QTY	PART NAME
Y	1	8Y5959	1	EXTENSION GP-BACKREST					
Y	2	1141185	1	SEAT GP					
Y	3	1134245	1	ARMREST GP					
Y	4	1134242	1	ARMREST GP					
Y	5	1135800	1	SUSPENSION GP-SEAT					
Y	6	8Y3792	1	SEAT BELT GP					
J	7	4F4879	1	BOLT					
		8Y5889	1	THE FOLLOWING REPAIR KIT IS AVAILABLE: KIT-BLOCK (INCLUDES 4 BLOCKS & PART MARKED J)					

Y-SEPARATE ILLUSTRATION

F - 715805 P

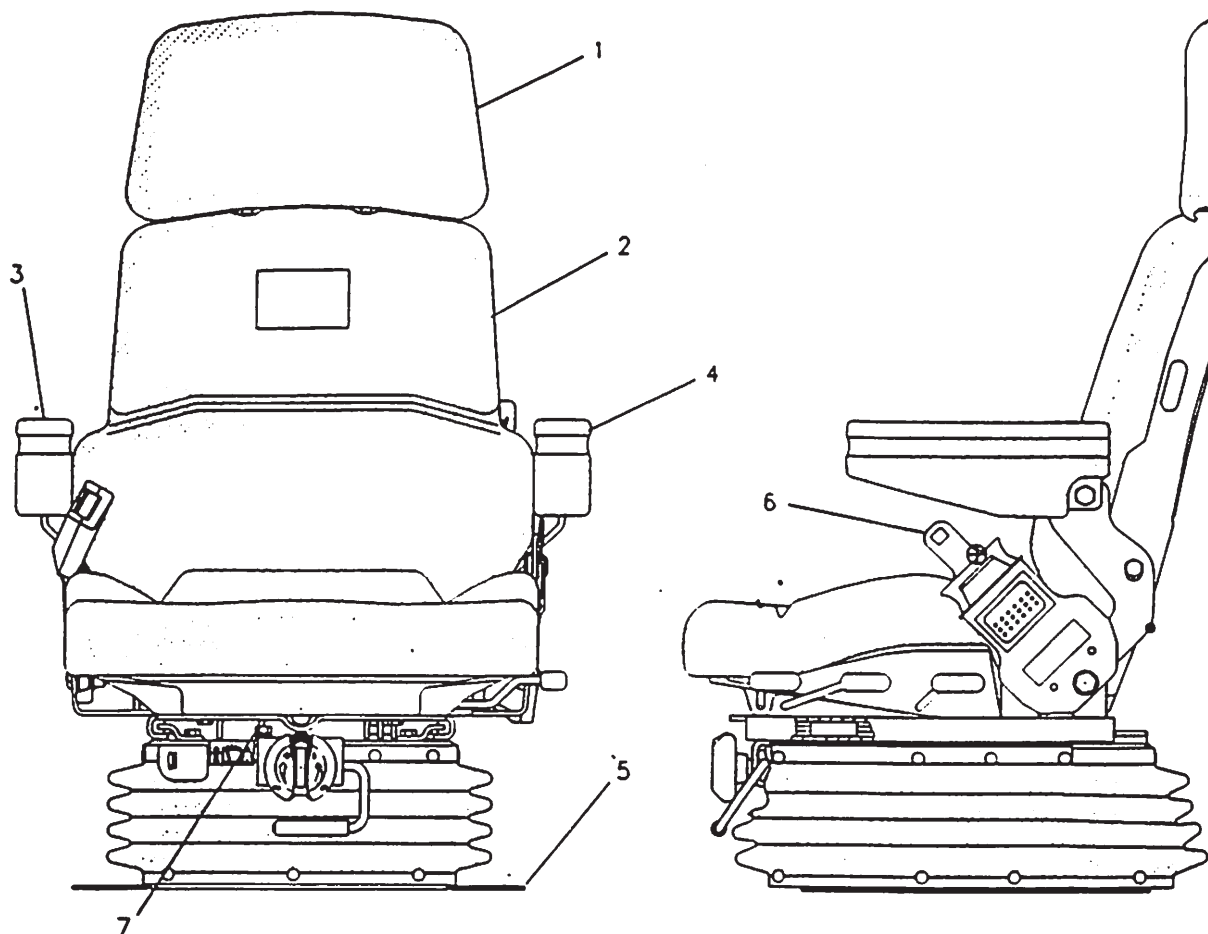
7324

1129105 SEAT GP-SUSPENSION

Type 1. 8Y5959-Page 400, 1141185-Page 466

1134242, 1134245-Page 373, 1135800-Page 476, 8Y3792-Page 460.02

OPERATOR STATION



NOTE	REF NO	PART NUMBER	QTY	PART NAME	NOTE	REF NO	PART NUMBER	QTY	PART NAME
Y	1	8Y5874	1	EXTENSION GP-BACKREST					
Y	2	1141183	1	SEAT GP					
Y	3	1134245	1	ARMREST GP (RH)					
Y	4	1134242	1	ARMREST GP (LH)					
Y	5	1135800	1	SUSPENSION GP-SEAT					
Y	6	8Y3792	1	SEAT BELT GP					
J	7	4F4879	1	BOLT					
		8Y5889	1	THE FOLLOWING REPAIR KIT IS AVAILABLE: KIT-BLOCK (INCLUDES 4 BLOCKS & PART MARKED J)					

Y-SEPARATE ILLUSTRATION

F-60251

7324

1129104 SEAT GP-SUSPENSION

8Y5874-Page 400, 1141183-Page 464, 1134242, 1134245-Page 373,
1135800-Page 476, 8Y3792-Page 460.02

OPERATOR STATION

PAGE

1 1129104 SEAT GP-SUSPENSION..... 472

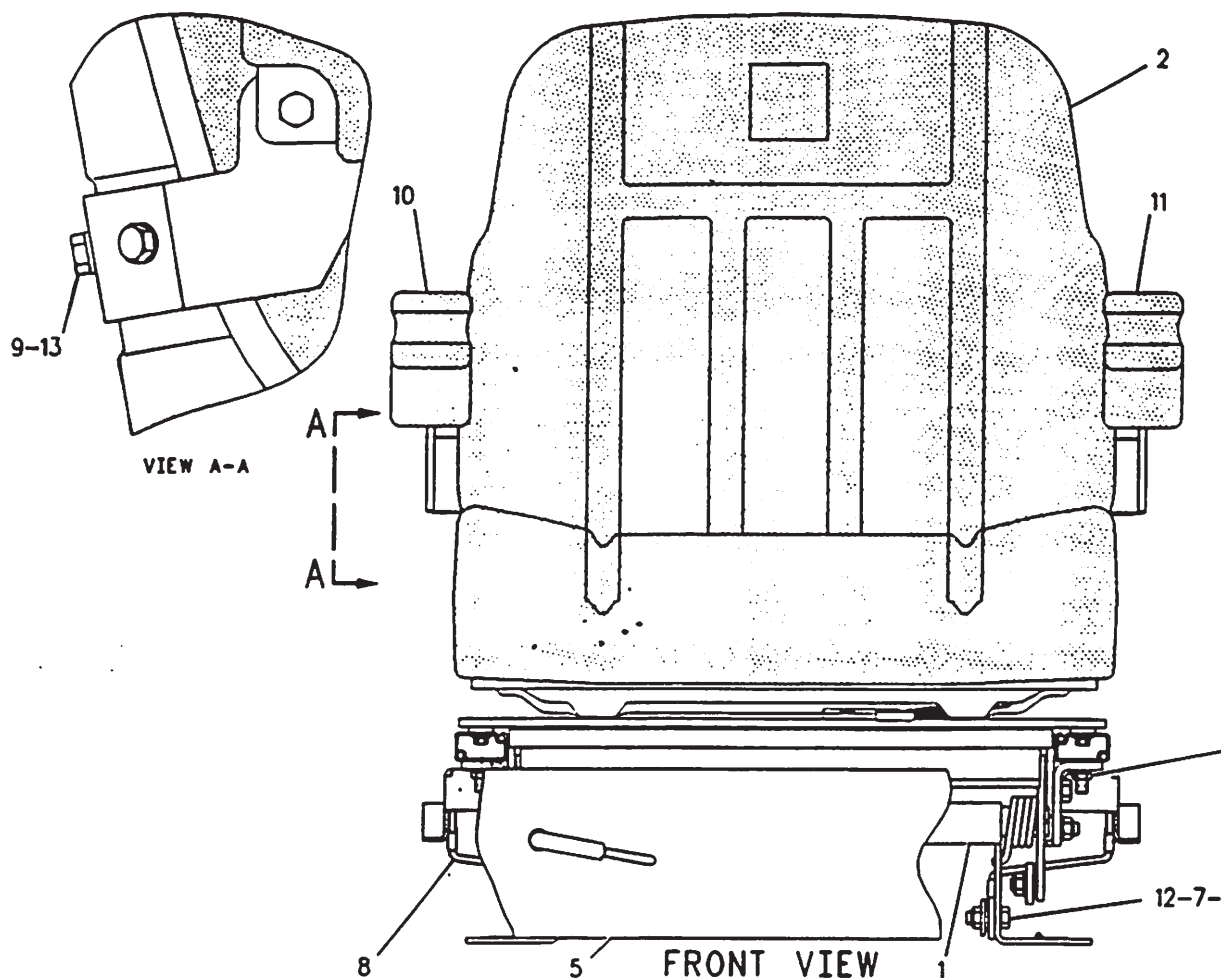
6 9X2041 SCREW-TRUSS HEAD

578840 P

7324

8Y4194 SEAT GP-SUSPENSION
An Attachment

OPERATOR STATION



NOTE	REF NO	PART NUMBER	QTY	PART NAME	NOTE	REF NO	PART NUMBER	QTY	PART NAME
Y	1	1162779	1	ADJUSTER GP-SEAT		13	9X8276	4	BOLT
Y	2	8Y4005	1	SEAT GP					
	3	9L9814	4	LOCKNUT					
	4	8S4790	2	SPACER					
	5	1196194	1	BOOT AS					
	6	897968	2	WASHER					
	7	8R4519	2	LOCKNUT					
	8	6W3628	2	CABLE					
	9	5M2894	4	WASHER					
	10	9V7446	1	ARMREST AS-RH					
		2K4973	1	LOCKNUT					
		2K6061	1	SCREW-MACHINE					
		5S7383	1	BOLT (3/8-16X1.75IN)					
		8Y6277	2	SPACER					
		9V7447	1	PAD AS					
		1FO750	1	NUT-WELD					
		9V7453	1	BRACKET-RH					
	11	9V7454	1	ARMREST AS-LH					
		2K4973	1	LOCKNUT					
		2K6061	1	SCREW-MACHINE					
		5S7383	1	BOLT (3/8-16X1.75IN)					
		8Y6277	2	SPACER					
		9V7447	1	PAD AS					
		1FO750	1	NUT-WELD					
		9V7458	1	BRACKET-LH					
	12	8T9381	2	BOLT					

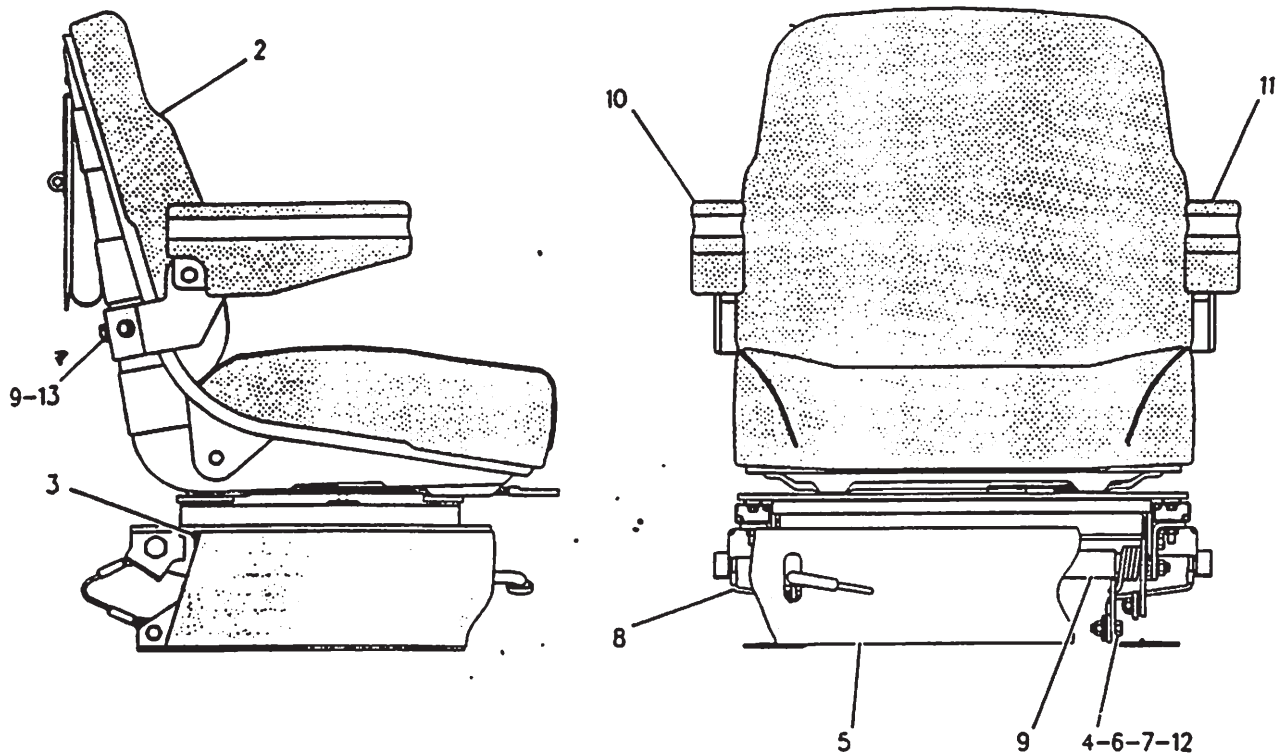
Y-SEPARATE ILLUSTRATION

F-6336

7312

8Y6852 SEAT GP-STATIC
1162779-Page 370, 8Y4005-Page 463
Part Of 8X8945 Seat-Static

OPERATOR STATION



NOTE	REF NO	PART NUMBER	QTY	PART NAME	NOTE	REF NO	PART NUMBER	QTY	PART NAME
Y	1	1162779	1	ADJUSTER GP-SEAT		13	9X8276	4	BOLT
Y	2	8Y3912	1	SEAT GP					
	3	9L9814	4	LOCKNUT					
	4	8S4790	2	SPACER					
	5	1196194	1	BOOT AS					
	6	897968	2	WASHER					
	7	8R4519	2	LOCKNUT					
	8	6W3628	2	CABLE					
	9	5M2894	4	WASHER (2.5MM THK)					
	10	9V7446	1	ARMREST AS-RH					
		2K4973	1	LOCKNUT					
		2K6061	1	SCREW-MACHINE					
		5S7383	1	BOLT					
		8Y6277	2	SPACER					
		9V7447	1	PAD AS					
		1F0750	1	NUT-WELD					
		9V7453	1	BRACKET-RH					
	11	9V7454	1	ARMREST AS-LH					
		2K4973	1	LOCKNUT					
		2K6061	1	SCREW-MACHINE					
		5S7383	1	BOLT					
		8Y6277	2	SPACER					
		9V7447	1	PAD AS					
		1F0750	1	NUT-WELD					
		9V7458	1	BRACKET-LH					
	12	8T9381	2	BOLT					

Y-SEPARATE ILLUSTRATION

F-630715 CP

OPERATOR STATION

	PAGE
1 1161965 SEAT BELT GP.....	461
1 8Y6851 SEAT GP-STATIC.....	469
1 9X2041 SCREW-TRUSS HEAD	

598

7312

8X8940 SEAT GP-STATIC
Part Of 1124112 Chassis Ar

	PAGE
1 1161965 SEAT BELT GP.....	461
1 8Y6852 SEAT GP-STATIC.....	470
6 9X2041 SCREW-TRUSS HEAD	

5979

7312

8X8945 SEAT GP-STATIC
Vinyl
Part Of 1297231 Canopy Ar. 1297233 Can Ar-High Profile

OPERATOR STATION

NOTE	REF NO	PART NUMBER	QTY	PART NAME	NOTE	REF NO	PART NUMBER	QTY	PART NAME
Y	1	9L7469	2	LOCKPIN					
	2	1135810	1	PAN GP-SEAT					
	3	9M5733	2	RIVET-POP					
	4	1088425	1	CUSHION AS-BACK					
	5	8Y6051	2	SPACER					
	6	8Y5929	1	PLATE AS-SLIDE					
		4K9097	7	NUT-WELD					
	7	8Y5932	1	LATCH AS					
	8	8Y5936	1	SPRING					
	9	950878	1	PIN-SPRING					
	10	8Y5937	1	BRACKET AS-RH					
	11	8Y5938	1	BRACKET AS-LH					
		406432	1	LOCKNUT					
	12	7U4898	6	SCREW					
	13	2K4973	6	LOCKNUT					
	14	8Y5979	1	PIN					
	15	93681	2	RING-RETAINING					
	16	8Y5947	4	FASTENER					
	17	8Y6833	1	SPRING-RH					
	18	8Y6834	1	SPRING-LH					
	19	1C0569	3	BOLT					
	20	2B2695	4	BOLT					
	21	8Y5928	2	SPRING					
	22	8Y5981	2	BUSHING-BACKREST					
	23	7B7525	2	BOLT-SOCKET HEAD					
	24	1088421	1	PAN AS-BACK					
	25	3E4362	2	PIN-SPRING					
	26	8Y6006	1	LID AS					
	27	8Y6010	1	LANYARD					
	28	4S8287	8	RIVET-POP					
	29	8Y5972	1	LATCH					
	30	1088423	1	SHAFT AS-LUMBAR					
	31	3E4336	1	STUD-BALL					
	32	3E4335	1	CLIP					
	33	2F7306	1	SCREW-MACHINE					
	34	8F1462	1	WASHER-PLATED					
	35	3E6575		SEAL					
EB	36	1088424	1	PAN-LUMBAR					
	37	8Y5903	2	CAM					
		8Y6933		THE FOLLOWING REPAIR KITS ARE AVAILABLE:					
		8Y5957		KIT-TILT PAN ((INCLUDES) FASTENERS, PINS)					
				KIT-SEAT CUSHION (VINYL) (INCLUDES CUSHION, & FASTENERS)					

B-USE AS REQUIRED
E-ORDER BY THE CENTIMETER
Y-SEPARATE ILLUSTRATION

578462 EP

OPERATOR STATION

26 29 28 28 27 36 25 30 28 37

VIEW B-B

16

SECTION C-C

34 31 32 33 35

SECTION A

22 24 10 3 23-5

4 19 20 2 12-13

LEFT SIDE VIEW

15 14

SECTION E-E

1 21

SECTION D-D

18 17 10 11

C D E C D E

F F

FRONT VIEW

7 9 8

VIEW F-F

F-57846

7312

Part Of 1129105 Seat-Suspension

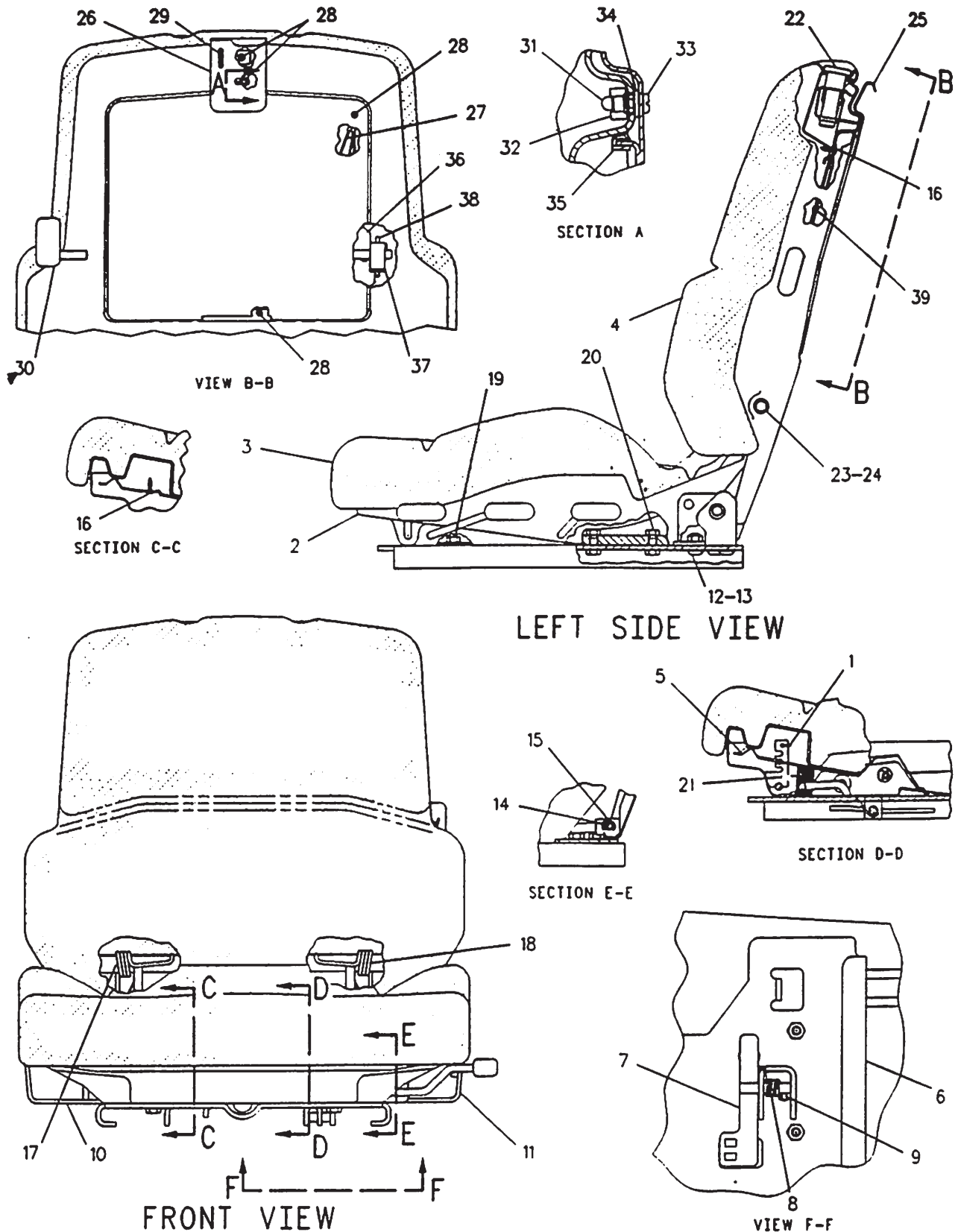
OPERATOR STATION

NOTE	REF NO	PART NUMBER	QTY	PART NAME	NOTE	REF NO	PART NUMBER	QTY	PART NAME
Y	1	9L7469	2	LOCKPIN					
	2	1135810	1	PAN GP-SEAT					
	3	8Y5890	1	CUSHION AS-SEAT					
	4	1088426	1	CUSHION AS-BACK					
	5	8Y5878	1	PAN AS					
	6	8Y5929	1	PLATE AS-SLIDE					
		4K9097	7	NUT-WELD					
	7	8Y5932	1	LATCH AS					
	8	8Y5936	1	SPRING					
	9	950878	1	PIN-SPRING					
	10	8Y5937	1	BRACKET AS-RH					
	11	8Y5938	1	BRACKET AS-LH					
		4D6432	1	LOCKNUT					
	12	7U4998	6	SHIM					
	13	2K4973	6	LOCKNUT					
	14	8Y5979	1	PIN					
	15	93681	2	RING-RETAINING					
	16	8Y5947	4	FASTENER					
	17	8Y6833	1	SPRING-RH					
	18	8Y6834	1	SPRING-LH					
	19	1C0569	3	BOLT					
	20	2B2695	4	BOLT					
	21	8Y5928	2	SPRING					
	22	8Y5981	2	BUSHING-BACKREST					
	23	7B7525	2	BOLT-SOCKET HEAD					
	24	8Y6051	2	SPACER					
	25	1088421	1	PAN AS-BACK					
	26	8Y6006	1	LID AS					
	27	8Y6010	1	LANYARD					
	28	4S8287	8	RIVET-POP					
	29	8Y5972	1	LATCH					
	30	1088423	1	SHAFT AS-LUMBAR					
	31	3E4336	1	STUD-BALL					
	32	3E4335	1	CLIP					
	33	2F7306	1	SCREW-MACHINE					
	34	8F1462	1	WASHER-PLATED					
EB	35	3E6575	1	SEAL					
	36	1088424	1	PAN-LUMBAR					
	37	8Y5903	2	CAM					
	38	3E4362	2	PIN-SPRING					
	39	9M5733	2	RIVET-POP					
				THE FOLLOWING REPAIR KITS ARE AVAILABLE: KIT-TILT PAN (INCLUDES FASTENERS, PINS) KIT-SEAT CUSHION (INCLUDES FASTENERS)					
		8Y6933							
		8Y5891							
A		5P7958		SLEEVE-CABLE SPLICE					

A-NOT PART OF THIS GROUP
B-USE AS REQUIRED
E-ORDER BY THE CENTIMETER
Y-SEPARATE ILLUSTRATION

578548 EP

OPERATOR STATION

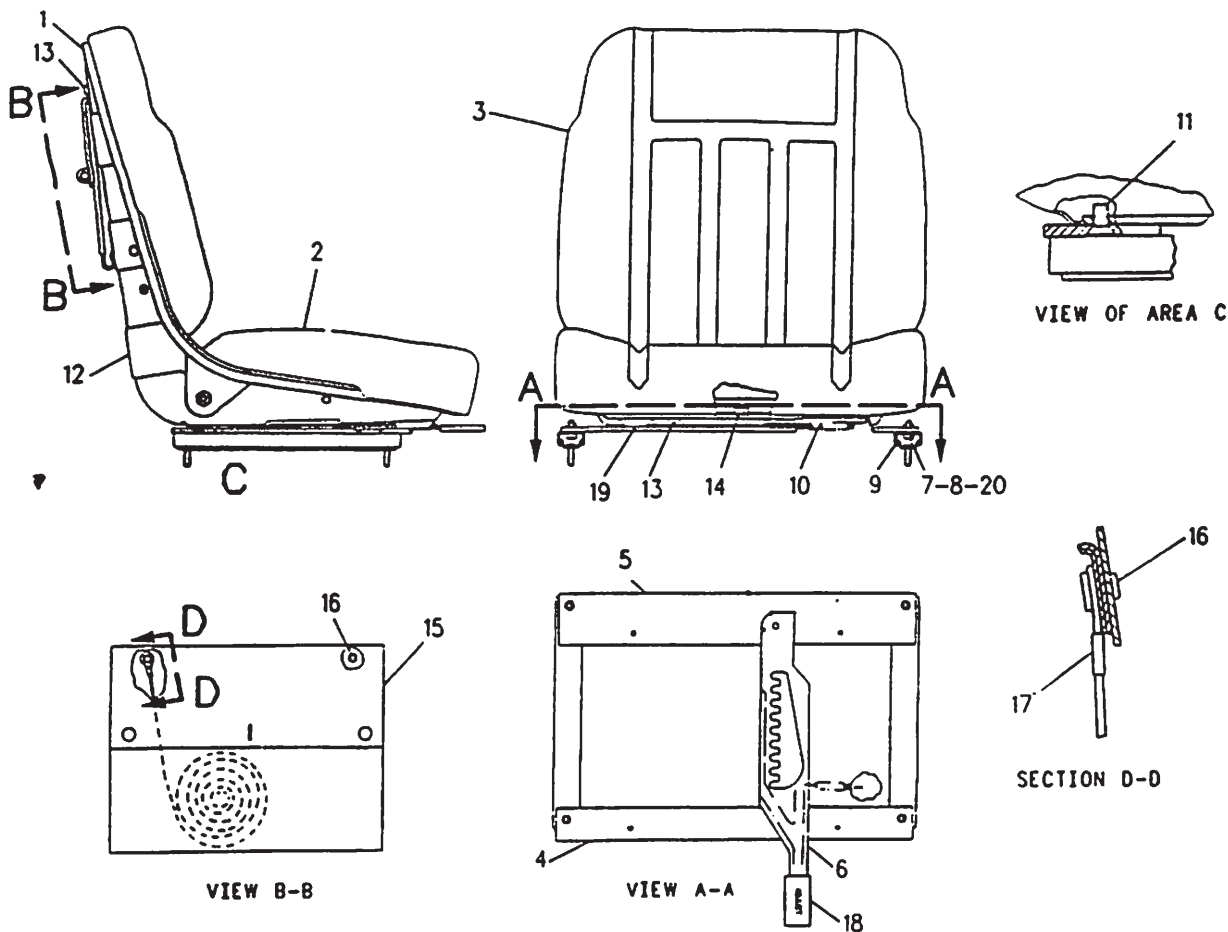


F-578547 EP

7312

1141183 SEAT GP
Part Of 1129104 Seat-Suspension
An Attachment

OPERATOR STATION



NOTE	REF NO	PART NUMBER	QTY	PART NAME	NOTE	REF NO	PART NUMBER	QTY	PART NAME
BE	1	7X7877		STRIP-EDGING					
	2	8R2057	1	CUSHION AS-SEAT					
	3	8R2054	1	CUSHION AS-BACK					
	4	6W1895	1	BAR					
	5	6W1890	1	BAR AS					
	6	9C1587	1	LEVER					
	7	9X6624	4	BOLT					
	8	334843	4	NUT					
	9	6W9693	2	ADJUSTER AS					
	10	6W2373	1	SPRING					
	11	9X8277	4	SCREW-HEX SOCKET					
	12	9V7437	1	SHELL AS					
	13	9S2544	4	SCREW-HEX HEAD					
	14	6W5757	1	CLIP					
	15	6W3309	1	HOLDER					
	16	8T7565	7	RIVET-POP					
	17	5P7957	1	LANYARD					
	18	6W5740	1	CAP					
	19	5B6172	4	WASHER					
	20	7X7739	4	WASHER					

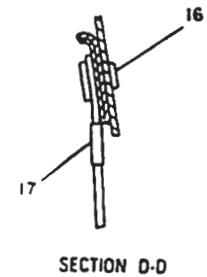
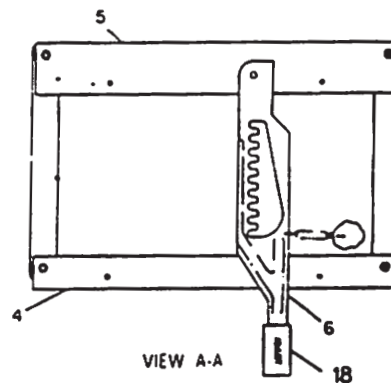
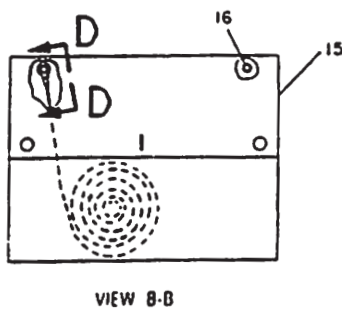
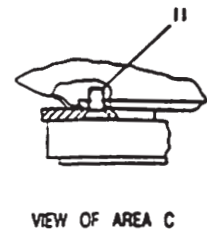
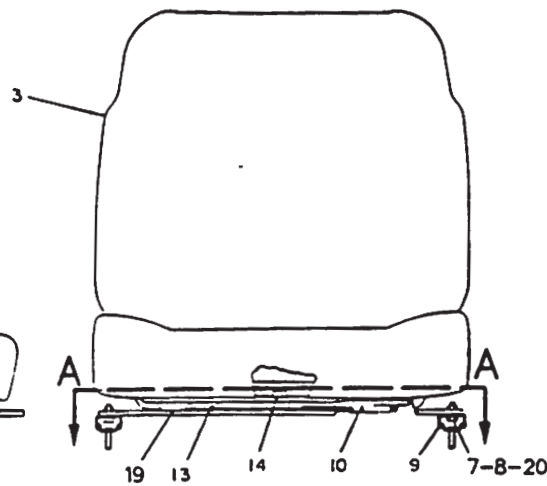
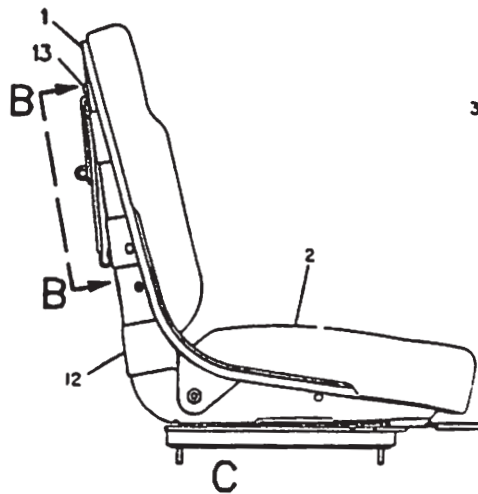
B-USE AS REQUIRED
E-ORDER BY THE CENTIMETER

F-715504 P

7312

8Y4005 SEAT GP
Vinyl
Part Of 8Y6852 Seat-Static

OPERATOR STATION



NOTE	REF NO	PART NUMBER	QTY	PART NAME	NOTE	REF NO	PART NUMBER	QTY	PART NAME
BE	1	7X7877		STRIP-EDGING					
	2	8Y3913	1	CUSHION AS-SEAT					
	3	9C5324	1	CUSHION AS-BACK					
	4	6W1895	1	BAR					
	5	6W1890	1	BAR AS					
	6	9C1587	1	LEVER					
	7	9X6624	4	BOLT					
	8	334843	4	NUT					
	9	6W9693	2	ADJUSTER AS					
	10	6W2373	1	SPRING					
	11	9X8277	4	SCREW-HEX SOCKET					
	12	9V7437	1	SHELL AS					
	13	9S2544	4	SCREW-HEX HEAD					
	14	6W5757	1	CLIP					
	15	6W3309	1	HOLDER					
	16	8T7565	7	RIVET-POP					
	17	5P7957	1	LANYARD					
	18	6W5740	1	CAP					
	19	5B6172	4	WASHER					
	20	7X7739	4	WASHER					

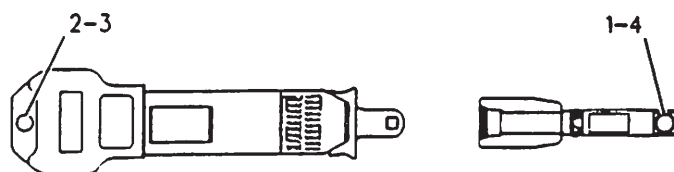
B-USE AS REQUIRED
E-ORDER BY THE CENTIMETER

R-497811

7312

8Y3912 SEAT GP
Adjuster-Cloth
Part Of 8Y6851 Seat-Static

OPERATOR STATION



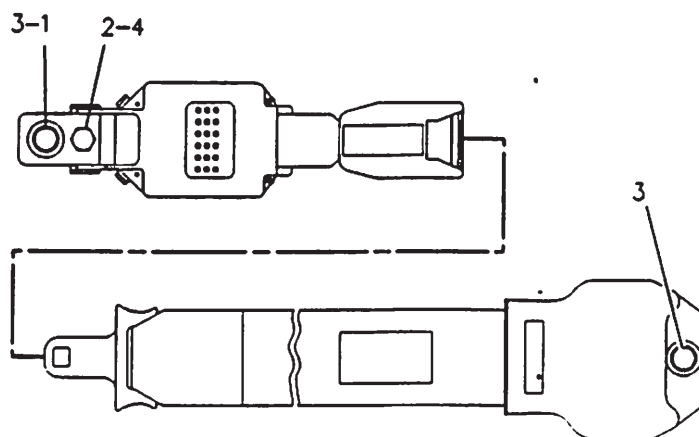
NOTE	REF NO	PART NUMBER	QTY	PART NAME	NOTE	REF NO	PART NUMBER	QTY	PART NAME
	1	406432	1	LOCKNUT (7/16-20 THD)					
	2	8T5360	1	WASHER (2.5MM THK)					
	3	8Y5953	1	BOLT-HEX					
	4	1A4350	1	BOLT (7/16-20X1.75IN)					

R-621770 CP

7312

1224617 SEAT BELT GP
Part Of 1129105 Seat-Suspension
An Attachment

OPERATOR STATION



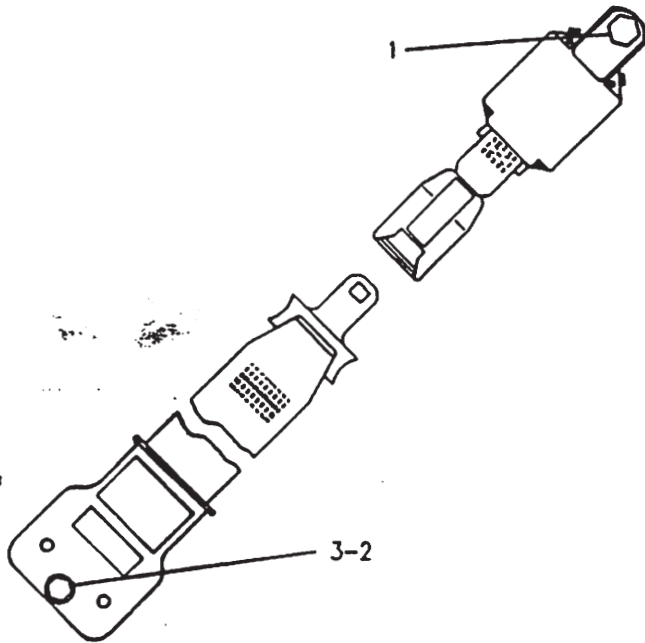
NOTE	REF NO	PART NUMBER	QTY	PART NAME	NOTE	REF NO	PART NUMBER	QTY	PART NAME
	1	1A4350	1	BOLT (7/16-20X1.75IN)					
	2	4D6432	1	LOCKNUT					
	3	8S0934	2	LOCKNUT-FLANGE					
	4	8T9381	1	BOLT (7/16-20X1IN)					

F-633798 CP

7327

1161965 SEAT BELT GP
Part Of 8X8940, 8X8945 Seats-Static

OPERATOR STATION



NOTE	REF NO	PART NUMBER	QTY	PART NAME
	1	8S0934	1	LOCKNUT-FLANGE
	2	8T5360	1	WASHER
	3	8Y5953	2	BOLT-HEX

F-567113 B

7327

8Y3792 SEAT BELT GP

Retractable

Part Of 1129104, 1129105 Seats-Suspension
An Attachment

OPERATOR STATION

4 SC9553 BOLT

1 1394605 PLATE AS

4 6V9832 NUT-WELD

1 1375503 SCREEN GP-SUN

4 9X8256 WASHER

684339 P

1394612 SCREEN GP-SUN
An Attachment

OPERATOR STATION

PAGE

1 1236304 PLATE GP-CERTIFICATION..... 499

638563 F

7177

1174698 ROPS GP
Part Of 8X2248 ROPS
An Attachment

PAGE

1 1236304 PLATE GP-CERTIFICATION..... 499

635783

7325

1182556 ROPS GP-ENCLOSED
Part Of 8X2241 ROPS

OPERATOR STATION

NOTE	REF NO	PART NUMBER	QTY	PART NAME	NOTE	REF NO	PART NUMBER	QTY	PART NAME
Y	1	8F0492	1	SPACER					
	2	8X2795	1	MIRROR GP-REAR VIEW					
	3	2G8767	1	WASHER					
	4	8X5414	1	PLATE					
M	5	1156807	1	PLATE					
	6	8T4182	2	BOLT					
	7	2G8572	2	WASHER					
	8	2G8573	2	CAP					
BD	9	1316009	2	PIN					
	10	6V5163		SEAL					
	11	1393593	1	PANEL					
	12	6G2396	2	GASKET					
M	13	6G2395	2	DOOR GP					
	14	3G3265	24	RIVET					
	15	3E0109	1	PLUG-ROCKER SWITCH					
	16	3V4694	1	PLUG-BUTTON					
M	17	9X2043	13	SCREW-TRUSS HEAD					
	18	8X6999	1	INSULATION					
	19	6K3273	4	RIVET-POP					
	20	7G4824	1	STRAP					
BD	21	1178810	1	INSULATION					
	22	8E7791	1	STRAP					
	23	8T3426		CHANNEL-TRIM					

B-USE AS REQUIRED
D-ORDER BY THE METER
M-METRIC PART
Y-SEPARATE ILLUSTRATION

703923 CP

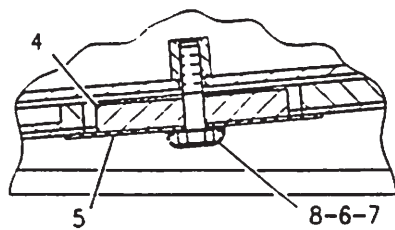
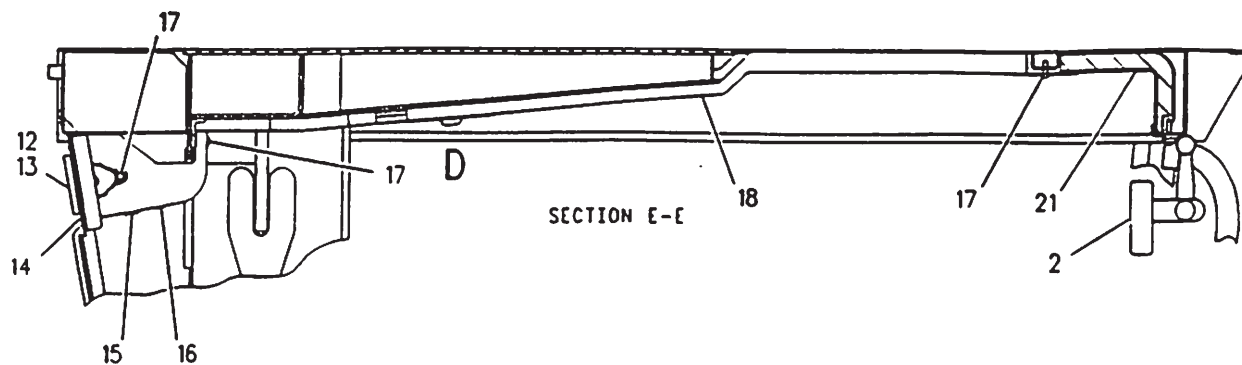
1177

8X2248 ROPS GP-PART 2 OF 2

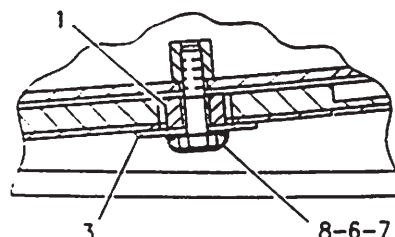
8X2795-Page 440

Part Of 8W7640 ROPS Ar

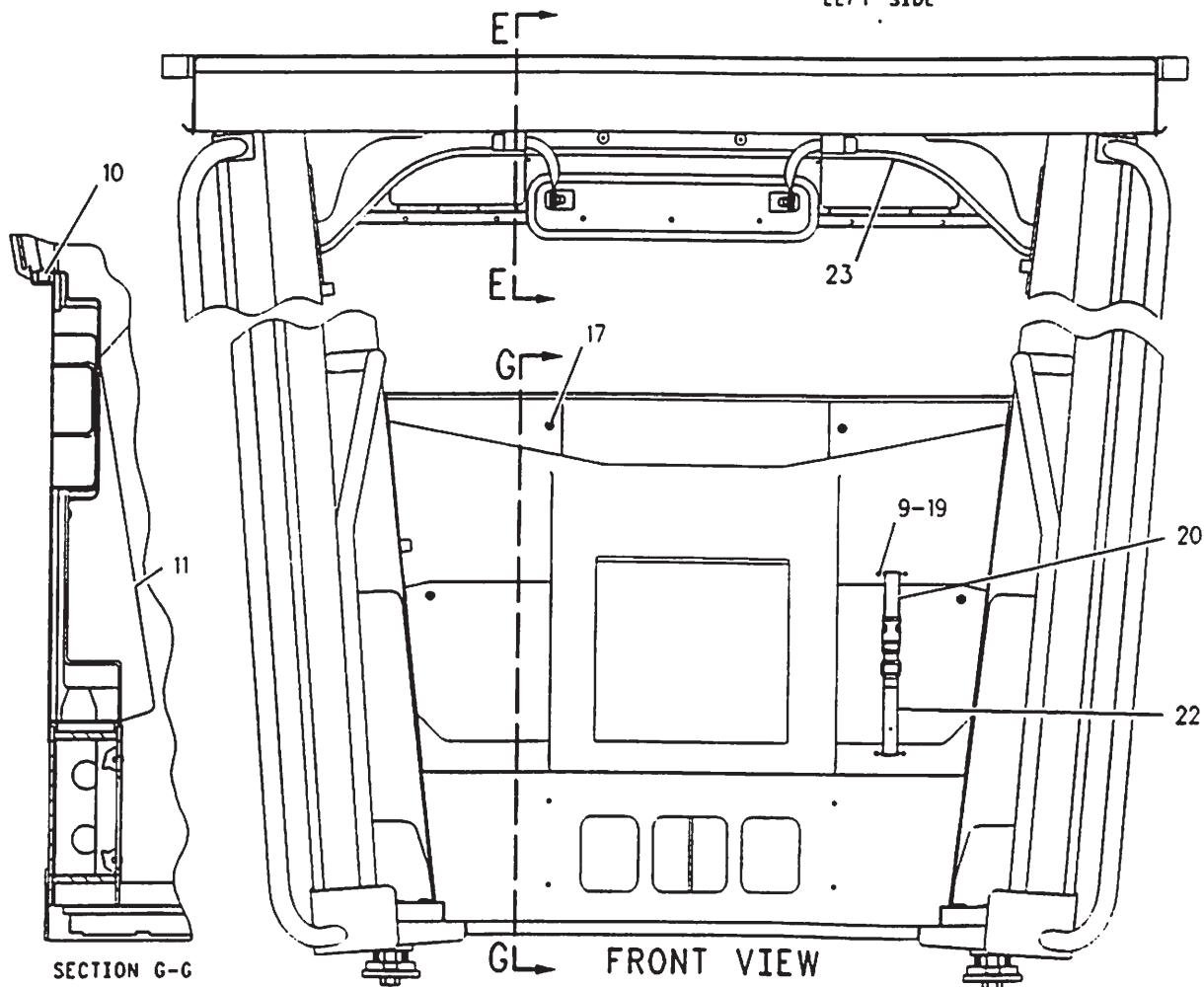
OPERATOR STATION



VIEW OF AREA D
RIGHT SIDE



VIEW OF AREA D
LEFT SIDE



SECTION G-G

FRONT VIEW

F-703922

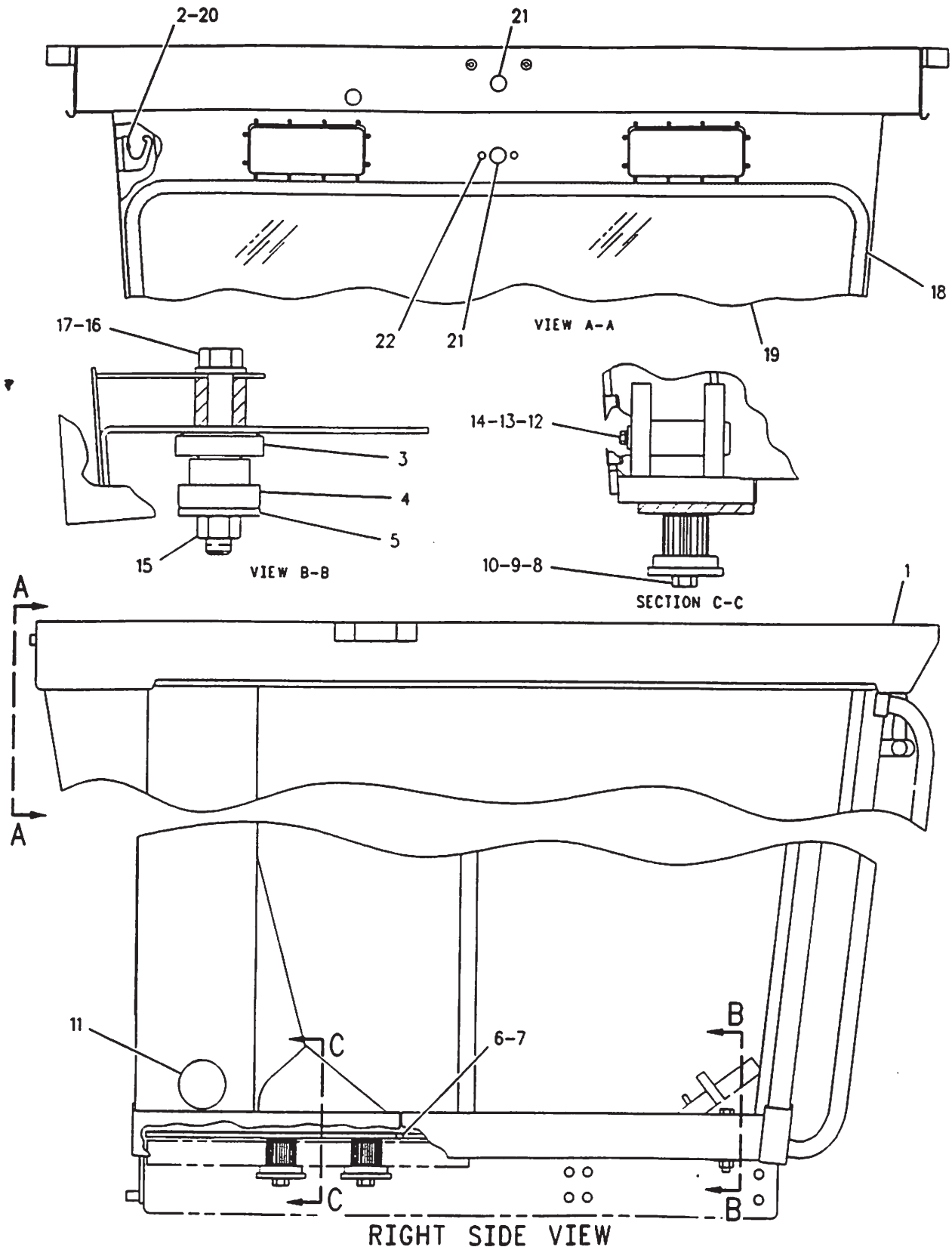
OPERATOR STATION

NOTE	REF NO	PART NUMBER	QTY	PART NAME	NOTE	REF NO	PART NUMBER	QTY	PART NAME
Y	1	1174698	1	ROPS GP					
	2	6V8928	1	HOOK-COAT					
	3	2G8641	2	PAD					
	4	9D1589	2	MOUNTING					
	5	383987	2	WASHER					
	6	1035515	1	PAD-RH					
	7	1035516	1	PAD-LH					
	8	7X0375	4	BOLT (3/4-10X5IN)					
	9	8X0674	4	WASHER					
	10	1034953	4	MOUNTING					
	11	3E4048	2	CAP-PLUG					
	12	308535	2	BOLT-LOCKING					
	13	8T4896	2	WASHER-HARD (2.5MM THK)					
	14	1034771	2	PIN AS					
	15	4K0367	2	NUT					
	16	7X0354	2	BOLT					
	17	8T4122	2	WASHER (21MM OD)					
	18	5P5768		SEAL					
	19	1029372	1	GLASS-REAR					
	20	9X2045	1	SCREW-TRUSS HEAD					
	21	6V3928	3	PLUG-BUTTON					
	22	5P7803	2	PLUG-BUTTON					

B-USE AS REQUIRED
 D-ORDER BY THE METER
 M-METRIC PART
 Y-SEPARATE ILLUSTRATION

691159 CP

OPERATOR STATION



F-638866 CP

7177

8X2248 ROPS GP-PART 1 OF 2
Part Of 8W7640 ROPS Ar
An Attachment

OPERATOR STATION

	PAGE
1 8X4413 DOOR GP-CAB.....	396
1 8X2405 LINER GP-CAB.....	428
1 8X2795 MIRROR GP-REAR VIEW.....	440
1 2A6985 MOUNTING GP-ROPS.....	233
1 8X2385 PANEL GP-CAB.....	444
1 1236304 PLATE GP-CERTIFICATION.....	499
1 8X2815 WIPER GP-WINDSHIELD.....	487
1 1173486 ROPS GP-ENCLOSED	
1 1170000 ROPS GP-ENCLOSED	

605641 P

7325

8X2243 ROPS GP
Part Of 8W7418 ROPS Ar
An Attachment

OPERATOR STATION

	PAGE
1 8X4527 DOOR GP-CAB.....	397
1 8X2400 LINER GP-CAB.....	424
1 8X2795 MIRROR GP-REAR VIEW.....	440
1 2A6985 MOUNTING GP-ROPS.....	233
1 8X2375 PANEL GP-CAB.....	443
1 1236304 PLATE GP-CERTIFICATION.....	499
1 1182556 ROPS GP-ENCLOSED.....	460
1 8X2810 WIPER GP-WINDSHIELD.....	486

7325

8X2241 ROPS GP
Part Of 8W7417 ROPS Ar

OPERATOR STATION

	PAGE
1 7I5045 GUARD GP-PLATFORM.....	228
1 8X2248 ROPS GP.....	456
1 SP8502 PADLOCK GP	
1 SP8500 KEY (NOT PART OF THIS GROUP)	
1 8Y6364 SLEEVE (NOT PART OF THIS GROUP)	

699210 P

7323

8W7640 ROPS AR
An Attachment

OPERATOR STATION

	PAGE
1 8W5927 INSULATION GP-WEATHER.....	423
1 8X2241 ROPS GP.....	454
1 8X9675 WASHER GP-WINDSHIELD.....	478

57

7323

8W7417 ROPS AR
Part Of 1124112 Chassis Ar

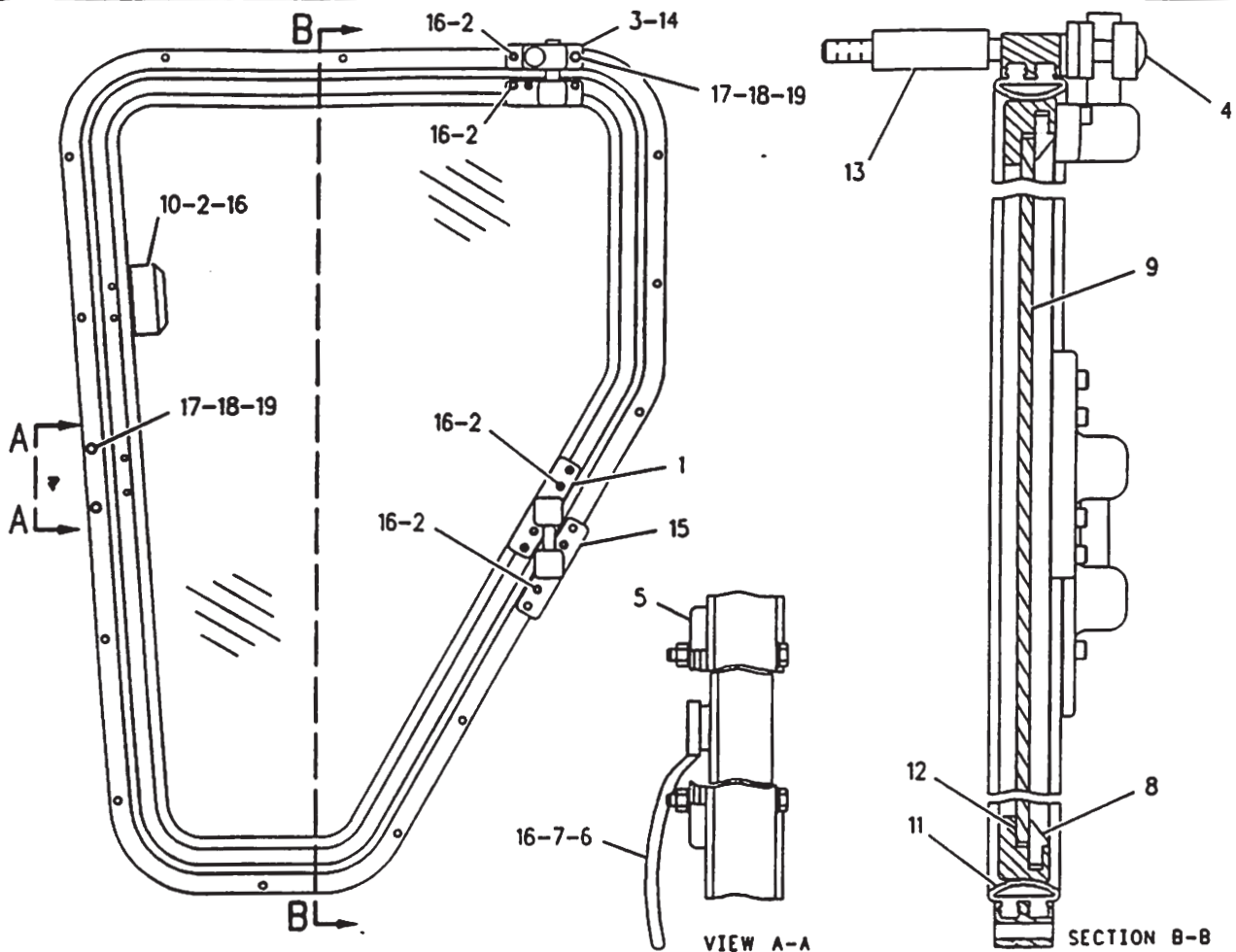
	PAGE
1 8W5927 INSULATION GP-WEATHER.....	423
1 8X2243 ROPS GP.....	455
1 8X9675 WASHER GP-WINDSHIELD.....	478

5749

7323

8W7418 ROPS AR
An Attachment

OPERATOR STATION



NOTE	REF NO	PART NUMBER	QTY	PART NAME	NOTE	REF NO	PART NUMBER	QTY	PART NAME
BD	1	ST1958	1	IDLER AS-RH					
		ST3144	1	PIVOT AS-IDLER					
	2	1H3340	12	BOLT					
	3	8W1028	1	HINGE AS-RH					
	4	1261167	1	BOLT					
	5	1260228	1	CATCH-STOP					
	6	ST1969	1	HANDLE					
	7	1H8456	2	SCREW-MACHINE					
	8	5P5680		SEAL					
	9	ST1967	1	GLASS-VENT					
BE	10	1261539	1	HANDLE-PULL					
	11	ST1964	1	SEAL					
	12	7X7661		TAPE					
	13	1260208	1	SPACER					
M	14	1260209	1	PLATE					
	15	1260210	1	PLATE					
	16	ST1972	14	INSERT-SCREW					
	17	8T0352	3	BOLT					
M	18	8T0328	6	WASHER-HARD (1MM THK)					
	19	7Y5226	3	NUT					
		ST3146	1	THE FOLLOWING REPAIR KIT IS AVAILABLE: KIT-IDLER HOUSING-RH					

B-USE AS REQUIRED
D-ORDER BY THE METER
E-ORDER BY THE CENTIMETER

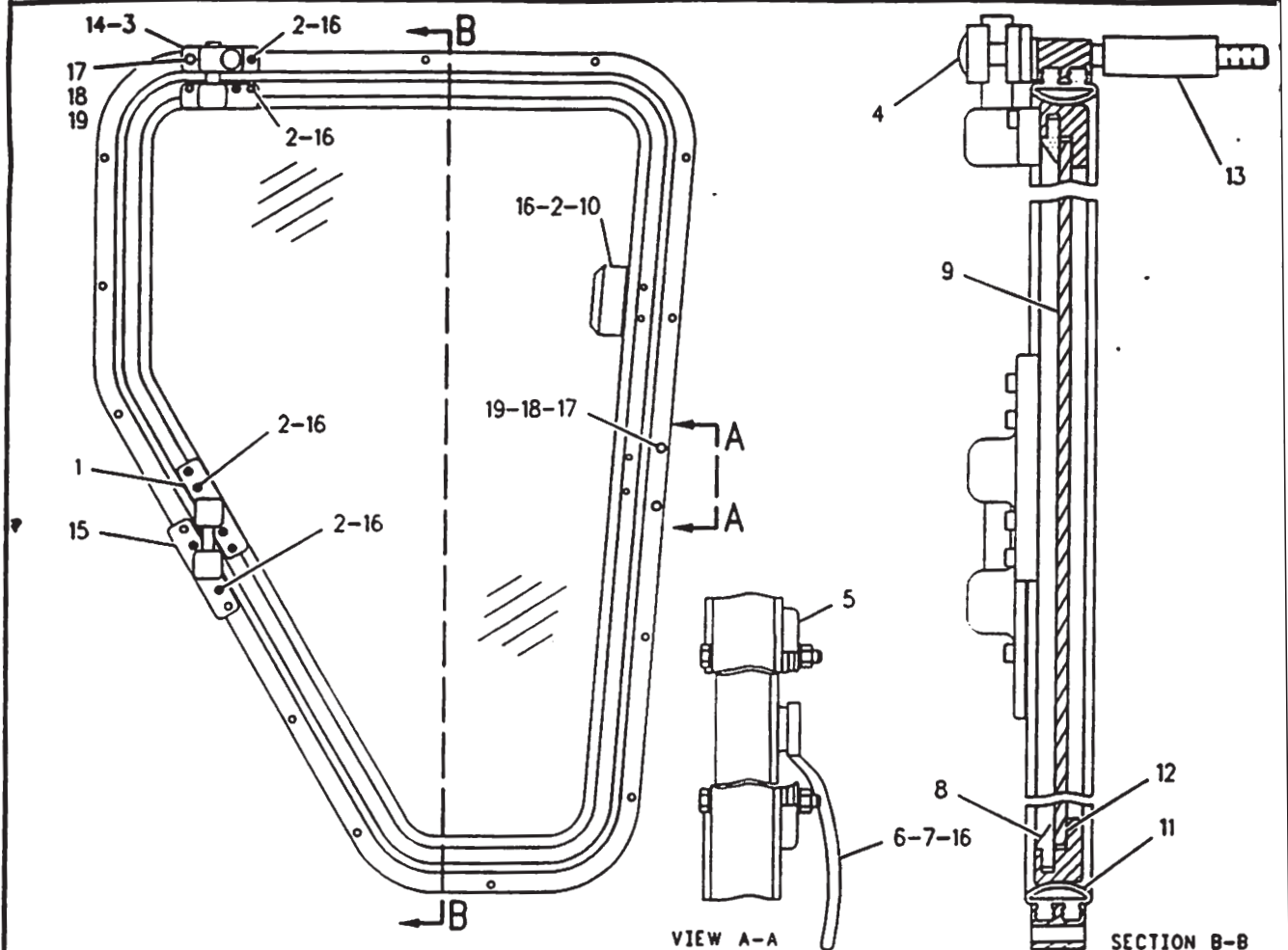
M-METRIC PART

F-615565 CP

5258

1258846 PANEL GP-RH
Part Of 1260961 Window
As Attachment

OPERATOR STATION



NOTE	REF NO	PART NUMBER	QTY	PART NAME	NOTE	REF NO	PART NUMBER	QTY	PART NAME
BD	1	5T1959	1	IDLER AS-LH					
		5T3145	1	PIVOT AS-IDLER					
	2	1H3340	12	BOLT					
	3	8W1029	1	HINGE AS-LH					
	4	1261167	1	BOLT					
	5	1260228	1	CATCH-STOP					
	6	6G2959	1	HANDLE					
	7	1H8456	2	SCREW-MACHINE					
	8	5P5680		SEAL					
	9	5T1967	1	GLASS-VENT					
BE	10	1261539	1	HANDLE-PULL					
	11	5T1964	1	SEAL					
	12	7X7661		TAPE					
M	13	1260208	1	SPACER					
	14	1260209	1	PLATE					
	15	1260210	1	PLATE					
M	16	5T1972	14	INSERT-SCREW					
	17	8T0352	3	BOLT					
	18	8T0328	6	WASHER-HARD (1MM THK)					
M	19	7Y5226	3	NUT					
		5T3147	1	THE FOLLOWING REPAIR KIT IS AVAILABLE: KIT-IDLER HOUSING-LH					

B-USE AS REQUIRED
D-ORDER BY THE METER
E-ORDER BY THE CENTIMETER

M-METRIC PART

F-602585 CP

7263

1258847 PANEL GP-LH
Part Of 1260961 Window
An Attachment

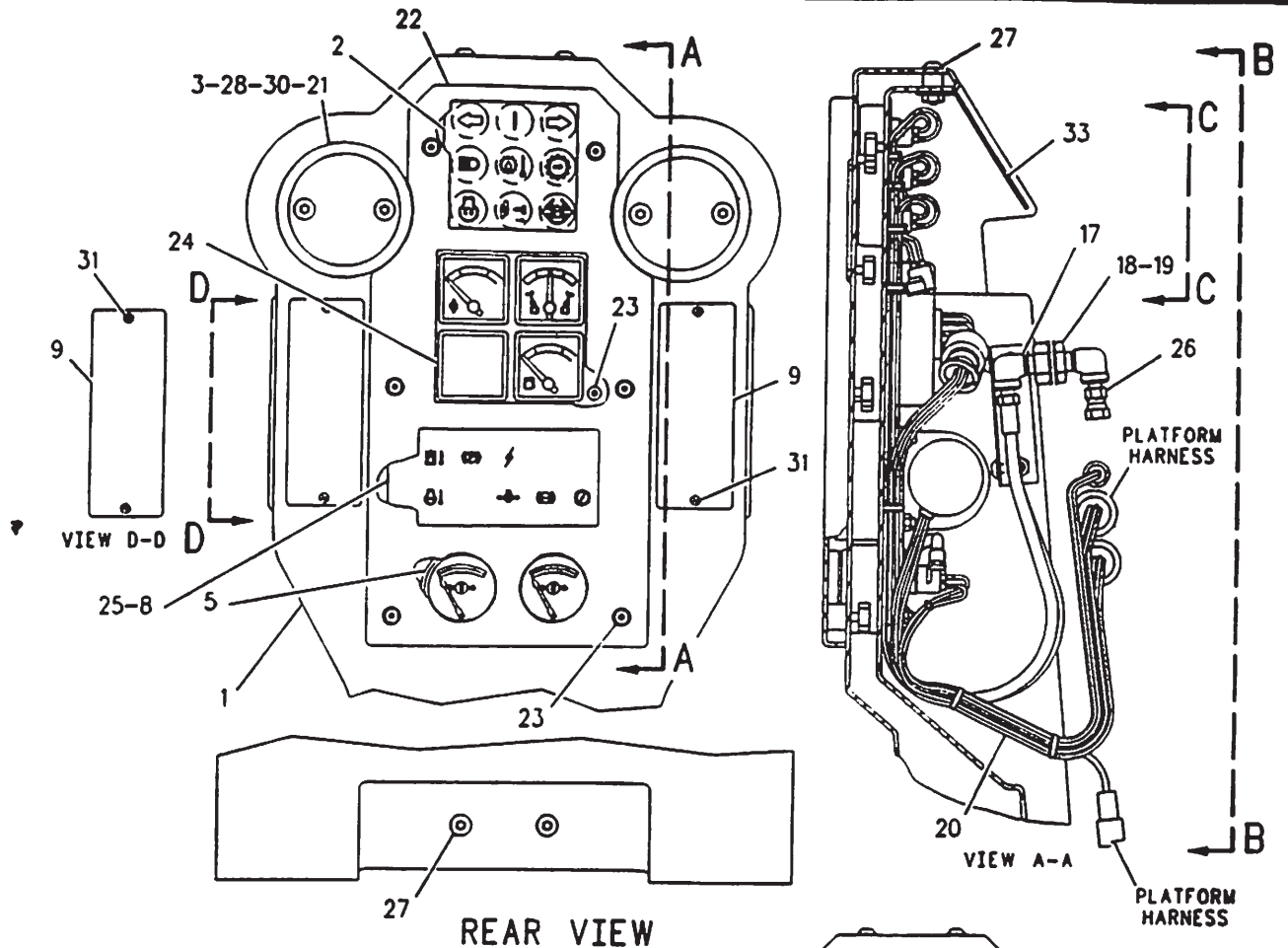
OPERATOR STATION

NOTE	REF NO	PART NUMBER	QTY	PART NAME	NOTE	REF NO	PART NUMBER	QTY	PART NAME
M	1	1228145	4	PANEL					
	2	1477297	1	FILM-PANEL					
	3	9X2043	8	SCREW-TRUSS HEAD					
	4	1175215	1	GASKET					
	5	1W3306	2	INDICATOR AS-AIR PRESSURE (AIR RESERVE TANK) (EACH INCLUDES)					
		4B2049	2	NUT					
		8F1434	2	LOCKWASHER					
	6	1228153	2	BRACKET (OPERATOR GAUGE)					
	7	1228147	1	PANEL					
	8	9X7801	1	CONTROL GP-ENGINE MONITORING (HALF WIDTH EMS)					
M	9	1227045	6	COVER					
	10	6V7743	4	LOCKNUT					
	11	9X2038	4	WASHER					
	12	9W2111	1	LAMP-MINIATURE					
	13	7N5876	9	LAMP-MINIATURE (28 VOLT)					
	14	9G3659	1	CLIP					
	15	5D0269	2	ELBOW					
	16	5K7577	2	HOSE AS					
	17	6V4245	4	ELBOW-PIPE					
	18	9M8662	2	COUPLING					
	19	2H3922	2	LOCKWASHER					
	20	1389725	1	HARNESS AS-EMS					
	21	1228151	2	CUP					
		1264220	2	COVER					
	22	1228152	1	PANEL					
M	23	9X1046	10	SCREW					
Y	24	1240384	1	GAUGE GP					
	25	1018235	1	FILM-FACE					
	26	2R1922	2	CONNECTOR					
M	27	3E8020	8	SCREW-TRUSS HEAD					
M	28	5C2890	4	NUT					
M	29	6V5698	2	SCREW-BUTTON HEAD					
	30	9X8256	4	WASHER					
	31	1042091	12	SCREW-FLAT HEAD					
	32	1228146	2	PLATE AS (EACH INCLUDES)					
M		6V9632	2	NUT-WELD					
	33	1228148	1	PLATE AS					
M		6V9632	2	NUT-WELD					
	34	8D1429	1	LAMP-MINIATURE (28 VOLT)					

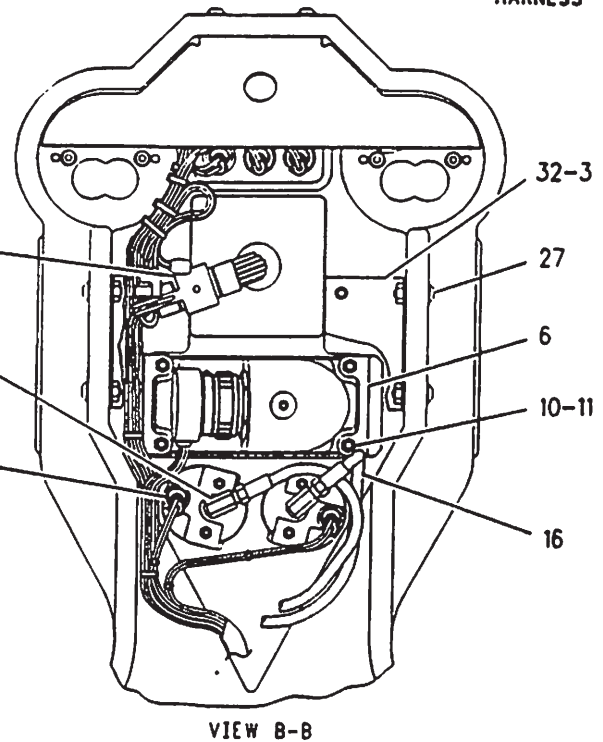
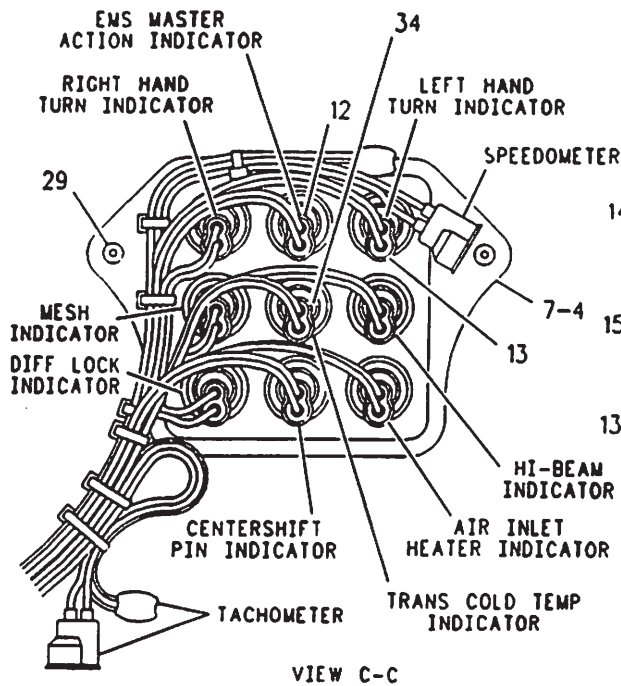
M-METRIC PART
Y-SEPARATE ILLUSTRATION

704132 CP

OPERATOR STATION



REAR VIEW



F-704131 CP

OPERATOR STATION									
NOTE	REF NO	PART NUMBER	QTY	PART NAME	NOTE	REF NO	PART NUMBER	QTY	PART NAME
BD	1	8X2228	1	GLASS-FRONT					
	2	5P5768		SEAL					
	3	1029372	1	GLASS-REAR					
BD	4	1019975	2	GLASS					
	5	3E9413		SEAL					

B-USE AS REQUIRED

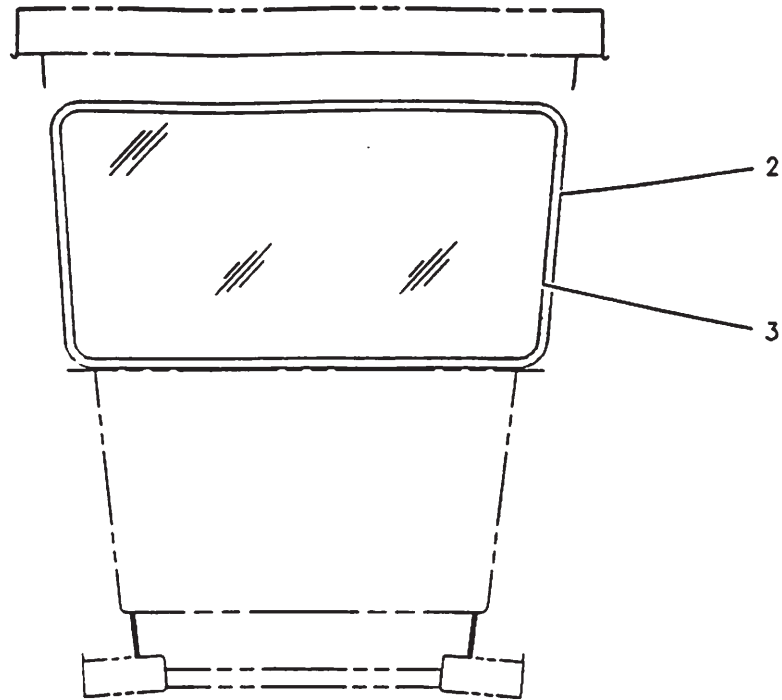
D-ORDER BY THE METER

695712 CP

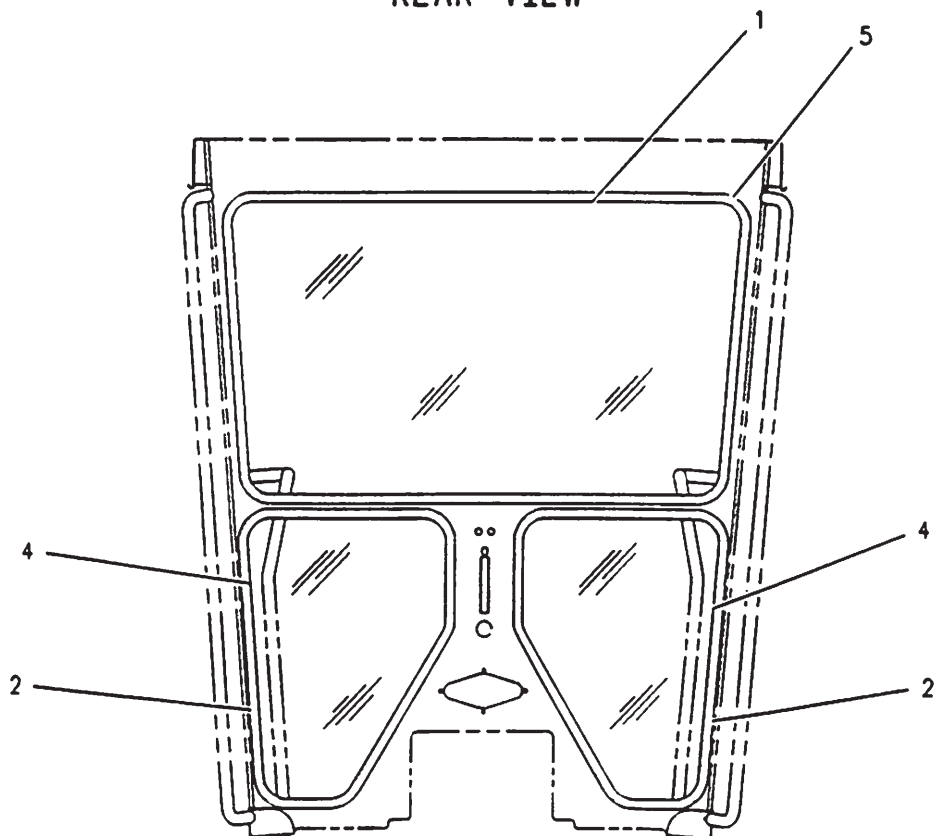
6957 12 CP

1298614 PANEL GP-CAB
High Profile
Part Of 1298616 Cab-High Profile
An Attachment

OPERATOR STATION



REAR VIEW



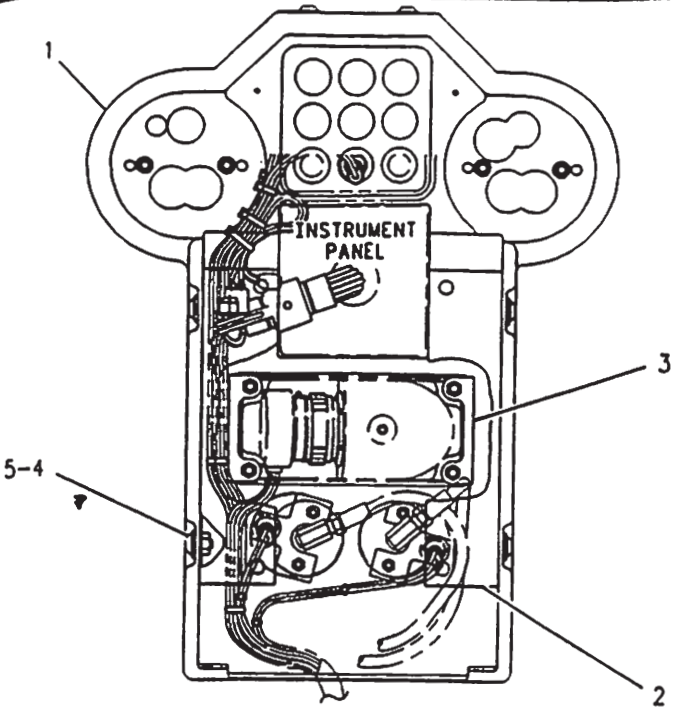
FRONT VIEW

F-695711

7310

1298614 PANEL GP-CAB
High Profile
Part Of 1298616 Cab-High Profile

OPERATOR STATION



NOTE	REF NO	PART NUMBER	QTY	PART NAME
	1	1228159	1	PANEL
	2	1228346	2	PLATE AS
				(EACH INCLUDES)
M		6V9632	2	NUT-WELD
	3	8X5314	2	BRACKET
M	4	9X2043	4	SCREW-TRUSS HEAD
	5	5P4115	4	WASHER

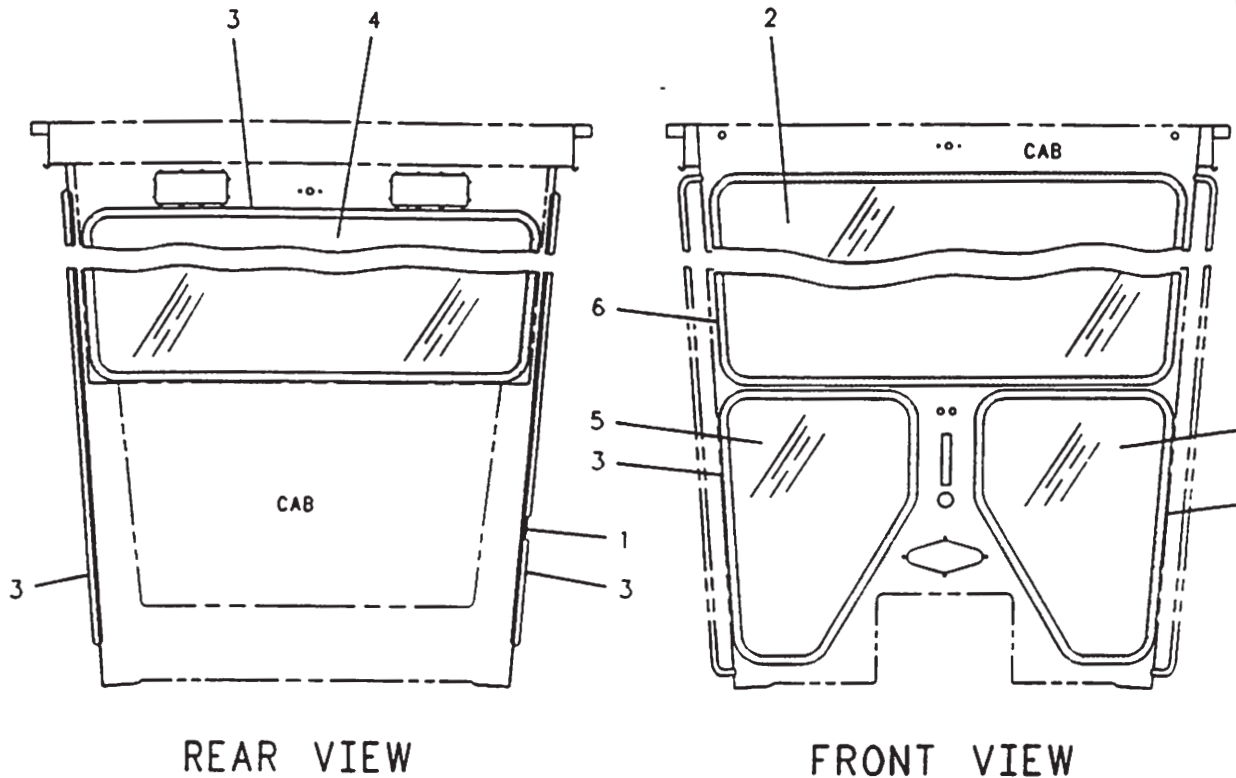
M-METRIC PART

F-598034 CP

1310

1229575 PANEL GP-CAB
Part Of 8W7630 Conversion Ar-Non-ROPS, 1297231 Canopy Ar
An Attachment

OPERATOR STATION



NOTE	REF NO	PART NUMBER	QTY	PART NAME	NOTE	REF NO	PART NUMBER	QTY	PART NAME
BD	1	1156806	2	GLASS (SIDE)					
	2	8X2228	1	GLASS-FRONT					
	3	5P5768		SEAL					
	4	1029372	1	GLASS-REAR					
	5	1019975	2	GLASS					
E	6	3E9413		SEAL (454CM)					

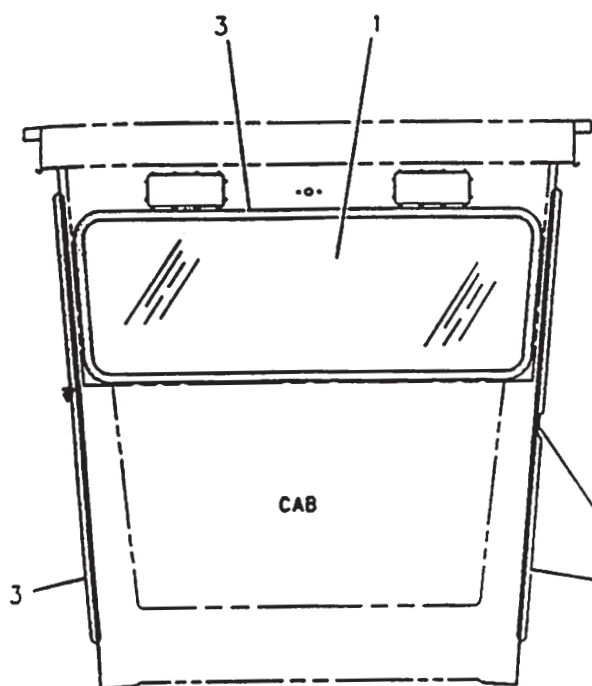
B-USE AS REQUIRED
D-ORDER BY THE METER
E-ORDER BY THE CENTIMETER

F-656451

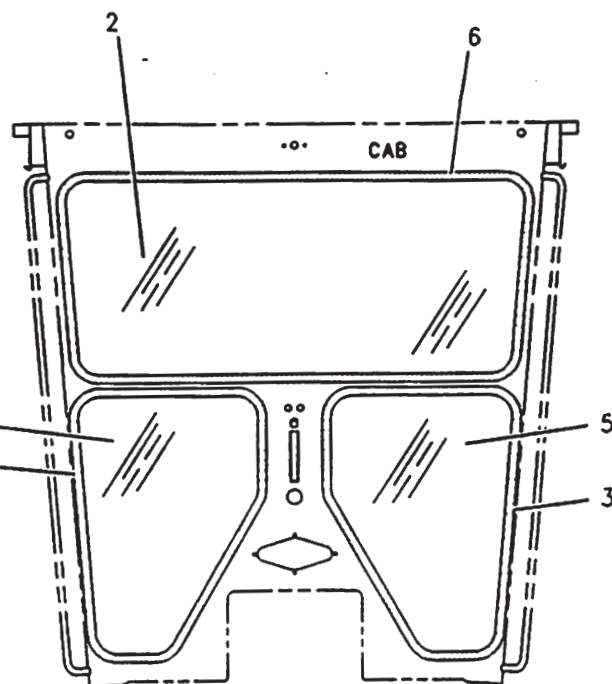
7310

8X2385 PANEL GP-CAB
Part Of 8X2243 ROPS, 1254343 Cab
An Attachment

OPERATOR STATION



REAR VIEW



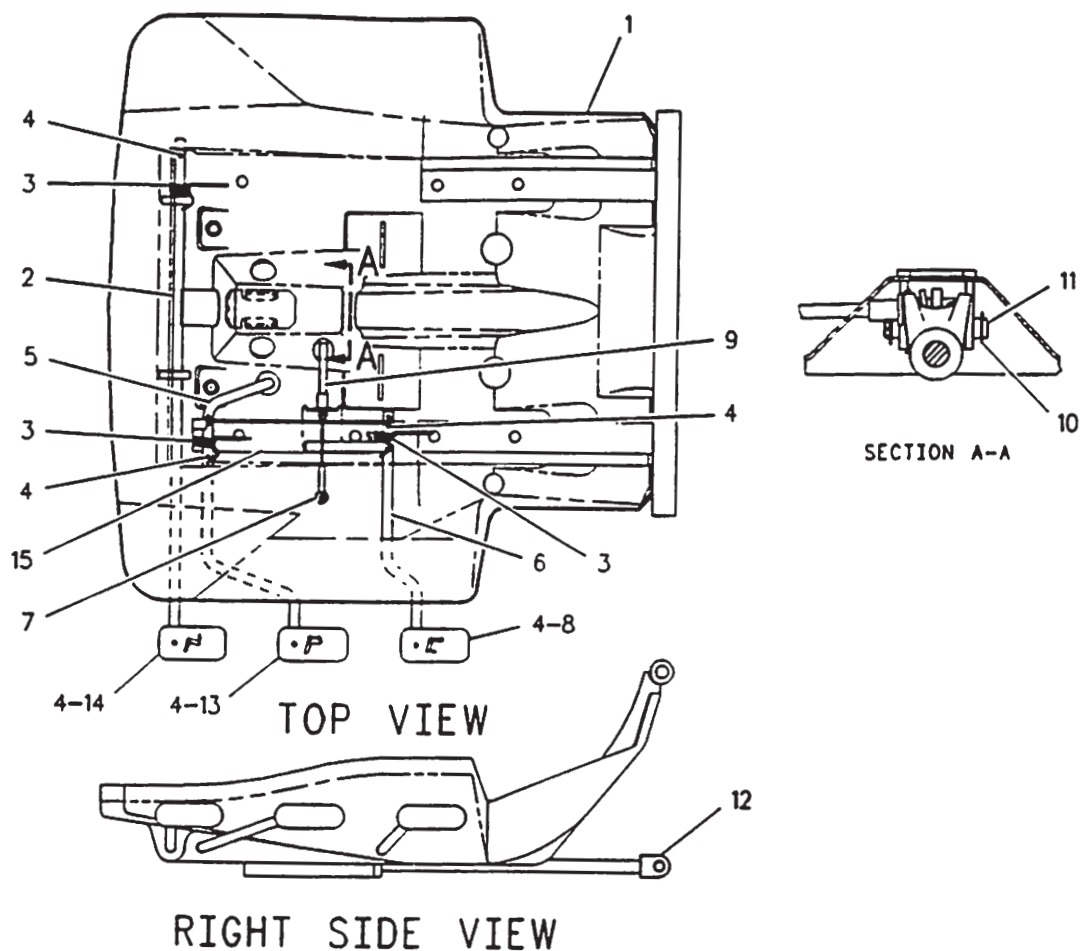
FRONT VIEW

NOTE	REF NO	PART NUMBER	QTY	PART NAME	NOTE	REF NO	PART NUMBER	QTY	PART NAME
B	1	102938 1	1	GLASS-REAR					
	2	8X5456	1	GLASS-FRONT					
	3	5P5768		SEAL					
	4	1182557	2	GLASS (SIDE)					
	5	1019975	2	GLASS					
	6	3E9413		SEAL (404CM)					
E									

B-USE AS REQUIRED
E-ORDER BY THE CENTIMETER

F-656326 CP

OPERATOR STATION



NOTE	REF NO	PART NUMBER	QTY	PART NAME	NOTE	REF NO	PART NUMBER	QTY	PART NAME
ZJ	1	1135809	1	PAN AS-SEAT					THE FOLLOWING REPAIR KITS ARE AVAILABLE:
ZJN	2		1	ROD AS					
H	3		3	SPRING					
	4	3K4897	10	PIN-SPRING			1141068	1	
ZH	5		1	ROD			1141067	1	
ZN	6		1	ROD AS			8Y5999	1	
	7	9M5733	1	RIVET-POP			1141069	1	
	8	1141083	1	KNOB-BACK TILT					
ZP	9		1	CABLE AS					
	10	93681	2	RING-RETAINING					
ZP	11		1	PIN					
ZP	12		1	ADJUSTER AS					
	13	1141082	1	KNOB-SLIDE					
	14	1141081	1	KNOB-SEAT TILT					
	15	1141070	1	BRACKET					

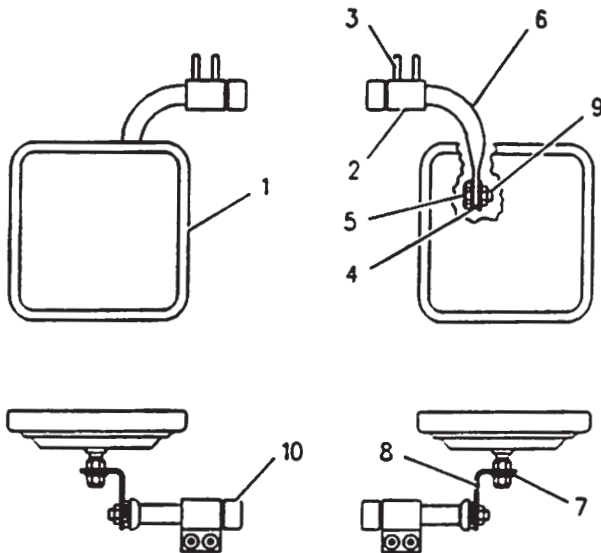
Z-NOT SERVICED SEPARATELY

F-578580

7321

1135810 PAN GP-SEAT
Part Of 1141183, 1141185 Seats
Attachment

OPERATOR STATION



NOTE	REF NO	PART NUMBER	QTY	PART NAME
M	1	SP6872	2	MIRROR
	2	2G8241	2	CLAMP
	3	9X2046	4	SCREW-TRUSS HEAD (M6X1X35MM)
	4	2G8572	2	WASHER
	5	2G8573	2	CAP
	6	2G8242	2	ARM
	7	SP1075	2	WASHER-HARD
	8	1406418	2	BRACKET AS
	9	1F0750	1	NUT-WELD
	10	5S7379	2	BOLT (3/8-16X.875IN)
		1P2378	2	CAP

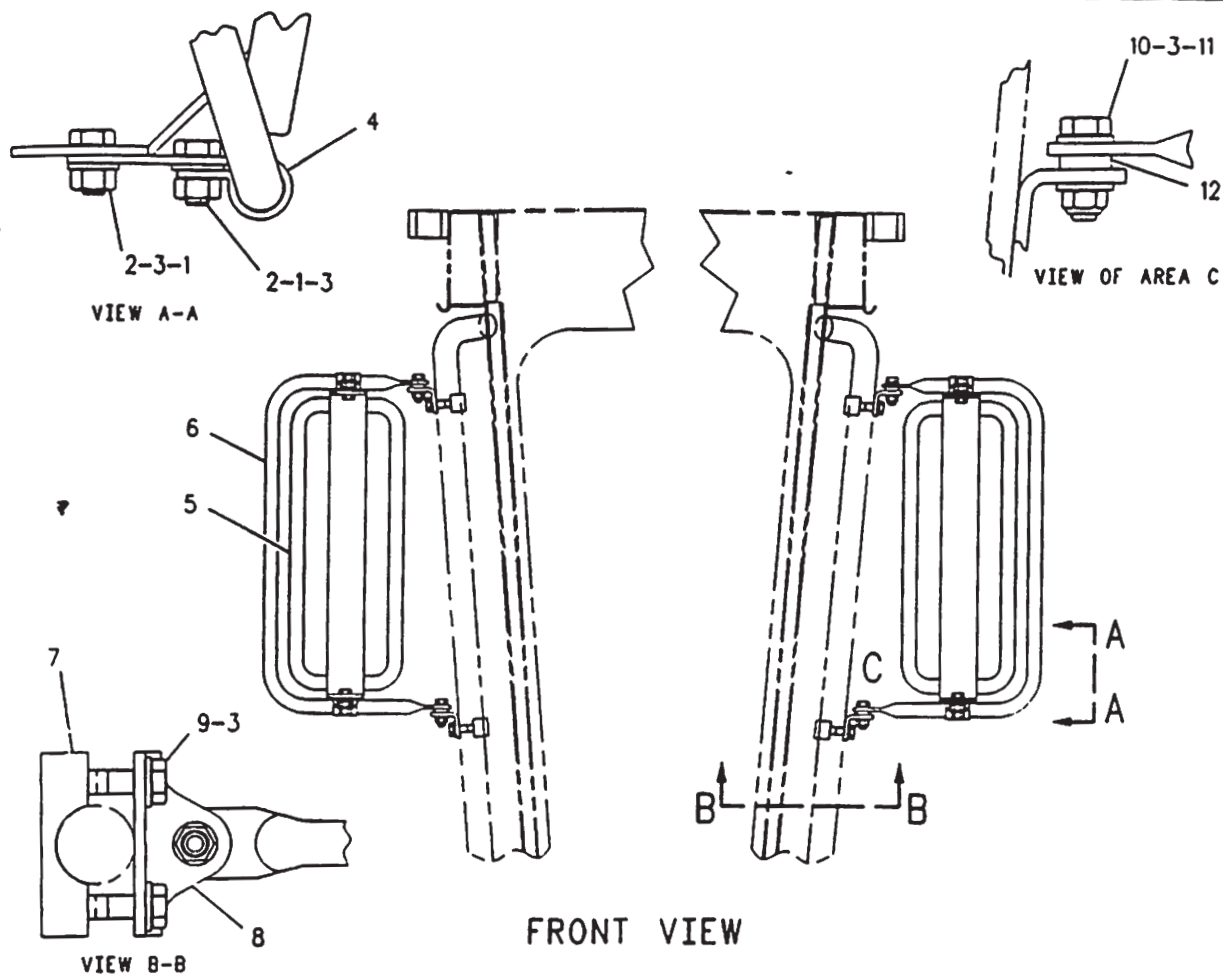
M-METRIC PART

F-676097

7319

1408127 MIRROR GP-REAR VIEW
An Attachment

OPERATOR STATION



NOTE	REF NO	PART NUMBER	QTY	PART NAME	NOTE	REF NO	PART NUMBER	QTY	PART NAME
M	1	8T4133	8	NUT					
M	2	8T4137	8	BOLT (M10X1.50X20MM)					
	3	8T4121	24	WASHER					
	4	6G8831	4	CLAMP					
	5	5P6877	2	MIRROR AS (EACH INCLUDES)					
		5P1075	2	WASHER-HARD					
		5P9865	2	SPACER-MIRROR					
		6V2286	2	NUT-ACORN					
	6	1138218	2	ARM					
	7	1234586	4	BLOCK					
	8	1234587	4	BRACKET					
M	9	8T4182	8	BOLT (M10X1.5X45MM)					
M	10	8T4195	4	BOLT (M10X1.50X30MM)					
M	11	6V7744	4	LOCKNUT					
	12	9C5928	4	SPACER					
F		6G8829	3	CLAMP					
F		978516	2	CAM					

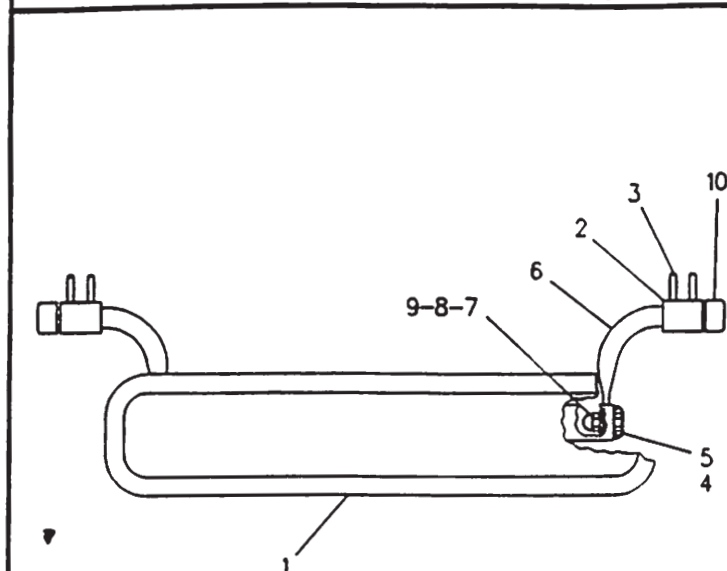
F-NOT SHOWN
M-METRIC PART

F-627092 CP

7319

1234358 MIRROR GP-REAR VIEW
Part Of 1341213 Merchandise Ar
An Attachment

OPERATOR STATION



NOTE	REF NO	PART NUMBER	QTY	PART NAME
M	1	8Y4512	1	MIRROR
	2	2G8241	2	CLAMP
	3	9X2046	4	SCREW-TRUSS HEAD
	4	2G8572	2	WASHER
	5	2G8573	2	CAP
	6	2G8242	2	ARM
	7	5P1075	2	WASHER-HARD
	8	8H1728	2	NUT-ACORN
	9	5S7379	2	BOLT
	10	1P2378	2	CAP

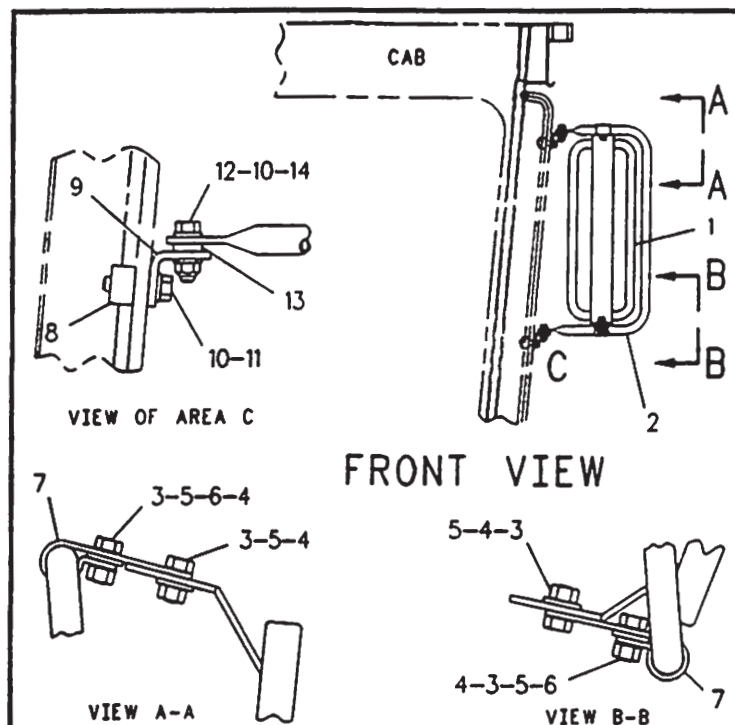
M-METRIC PART

F-572902 EP

7319

8X2795 MIRROR GP-REAR VIEW

Part Of 8X2241, 8X2243, 8X2248 ROPS, 1254343 Cab,
1298616 Cab-High Profile, 1302886 Canopy



NOTE	REF NO	PART NUMBER	QTY	PART NAME
	1	5P6871	2	MIRROR
	2	1138218	2	ARM
	3	6V8801	8	NUT
	4	5P1075	8	WASHER-HARD
	5	5M3062	8	BOLT
	6	9F5644	4	LOCKWASHER
	7	6G8831	4	CLAMP
	8	1138220	4	BLOCK
	9	1138219	4	BRACKET
	10	8T4896	16	WASHER-HARD
	11	4L9337	8	BOLT
	12	9B7237	4	BOLT
	13	9C5928	4	SPACER
	14	2K4973	4	LOCKNUT

QUANTITIES SHOWN ARE
THOSE REQUIRED FOR
BOTH LH & RH SIDES

F-578916 EP

7319

1138217 MIRROR GP-REAR VIEW

An Attachment

OPERATOR STATION

- 2 5P8500 KEY
- 2 2Y3209 SEAL-WIRE

639026 P

0375

6V1970 LITERATURE GP
Part Of 1124112 Chassis Ar

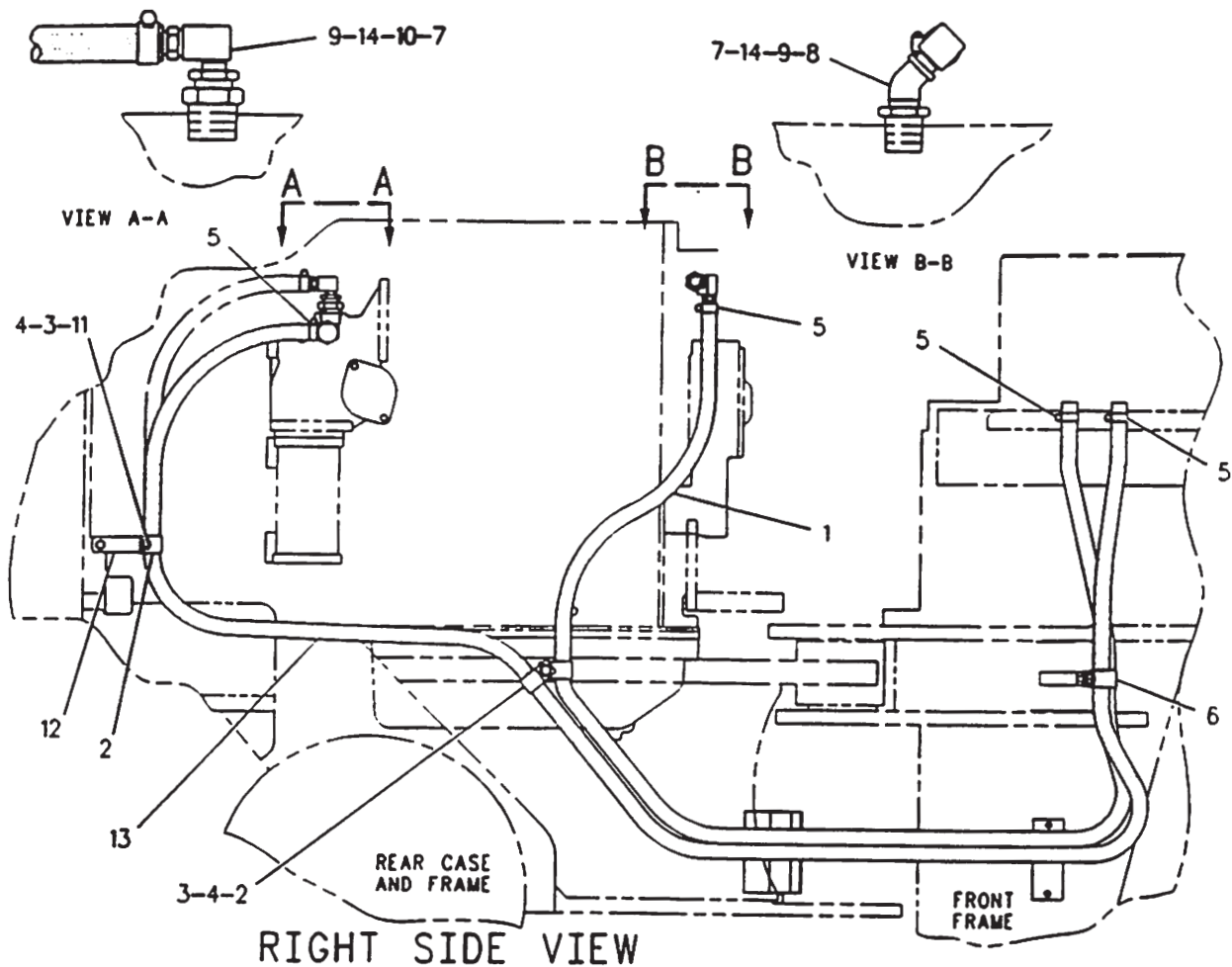
- 4 8Y6388 LOUVER AS
- 2 1261135 PLATE (101MM WIDE)
(SLOTTED)
- 2 1261136 PLATE (60MM WIDE)
- 4 6V2687 SCREW-PAN HEAD
- 5P5969 SEAL
(USE AS REQUIRED)
(ORDER BY THE METER)

700234 P

70

1261137 LOUVER GP-CAB
Part Of 1242959 Heater Ar-Cab
An Attachment

OPERATOR STATION



NOTE	REF NO	PART NUMBER	QTY	PART NAME	NOTE	REF NO	PART NUMBER	QTY	PART NAME
E	1	6V5651		HOSE (260 CM)					
	2	4S1962	3	CLIP (25.4MM DIA)					
	3	8T4896	2	WASHER-HARD					
	4	5M3062	2	BOLT (3/8-16X.750IN)					
	5	5D1026	4	CLAMP-HOSE					
	6	6D1641	1	CLIP					
	7	6B4661	2	BUSHING-REDUCER					
	8	1L2279	1	ELBOW-PIPE					
	9	9M5501	2	ELBOW-STREET					
	10	6B9081	1	BUSHING-TERMINAL					
	11	6V8801	1	NUT					
	12	9L1566	1	SUPPORT-TUBE					
	13	6V5651		HOSE (320 CM)					
E	14	7D7026	2	CONNECTOR-HOSE					

E-ORDER BY THE CENTIMETER

F-634585 CP

7304

8X4558 LINES GP-HEATER

Part Of 8W7645 Air Conditioner Ar, 1027367, 1242959 Heater Ars-Cab
An Attachment

OPERATOR STATION

NOTE	REF NO	PART NUMBER	QTY	PART NAME	NOTE	REF NO	PART NUMBER	QTY	PART NAME
	1	3E0443	1	ACCUMULATOR-AIR					
	2	9X7383	2	CONDITIONER					
	3	1036100	2	SEAL-O-RING (17.17MM ID)					
	4	9X7380	2	COUPLER-QUICK					
	5	3E3535	3	SEAL-O-RING (7.65MM ID)					
	6	8S6110	1	DRYER					
	7	8S6109	1	CLIP (TAB)					
	8	9B7237	1	CLIP (SLOT)					
	9	5P1075	1	BOLT (3/8-16X1.25IN)					
C	10	4S1962	4	WASHER-HARD					
	11	8X7151	1	CLIP					
I	12	8W8528	1	HOSE AS					
	13	9X7381	4	SLEEVE					
I	14	8X7150	2	SEAL-O-RING (10.82MM ID)					
	15	8W8527	1	HOSE AS					
	16	1145334	3	SLEEVE					
		7N7779	1	SWITCH AS-PRESSURE					
		7N7780	1	(REFRIGERANT)					
		7N9737	1	SOCKET					
		1P8356	1	PIN-CONNECTOR					
M	17	858091	1	HOUSING-PLUG					
	18	1285924	1	PLATE					
	19	8R3393	1	BOLT (M10X1.5X55MM)					
	20	5M3062	1	CLAMP					
C	21	8X7154	1	STRAP					
I	22	9X7382	2	BOLT (3/8-16X.750IN)					
	23	3E4054	1	HOSE AS					
		3E4051	1	SEAL-O-RING (14.00MM ID)					
		3E4057	1	FITTING AS-AIR					
			1	CONDITIONER					
	25	9X7385	2	CAP-SEAL					
	26	3E4067	1	VALVE AS-AIR					
		3E4052	1	CONDITIONER					
		3E4058	1	SEAL-O-RING (20.22MM ID)					
			1	FITTING AS-COMPRESSOR					
			1	CAP-SEAL					
			1	VALVE AS-AIR					
			1	CONDITIONER					
C	27	9X7378	1	SEAL (8.92MM ID)					
C	28	1068704	1	SUPPRESSOR AS-ARC					
C		3E3365	1	WEDGE					
		8T8729	2	PIN-CONNECTOR					
				(THE FOLLOWING REPAIR					
				KIT IS AVAILABLE:)					
C		1028802	1	KIT-RECEPTACLE					

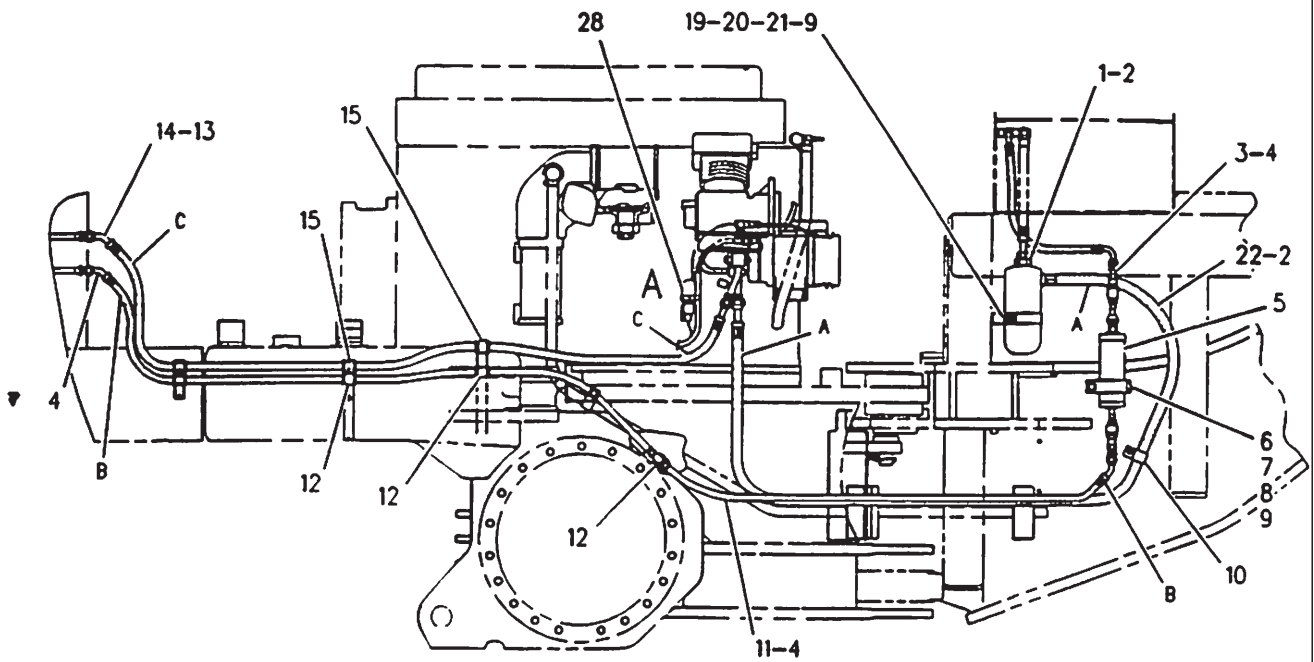
C-CHANGE FROM PREVIOUS TYPE
I-SEE HOSE FABRICATION GUIDE
M-METRIC PART

693288 CP

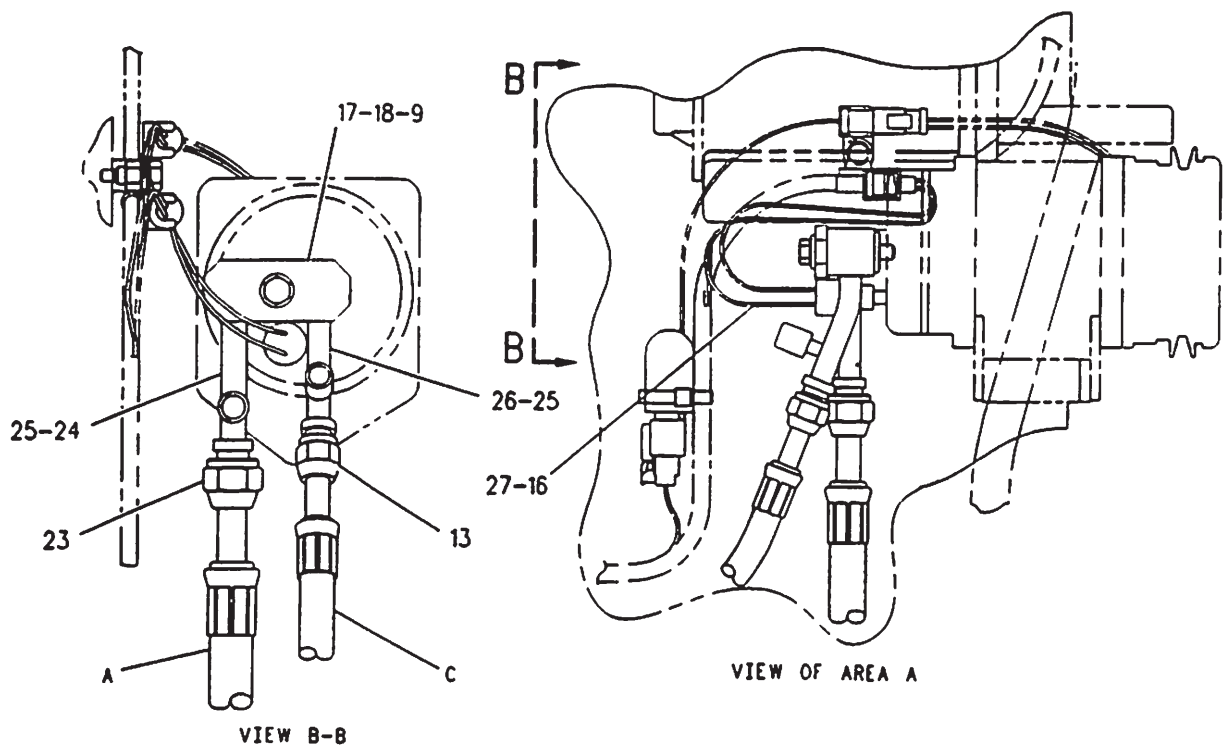
808

8W6899 LINES GP-AIR CONDITIONER
Type 2
Part Of 8W7645 Air Conditioner As

OPERATOR STATION



RIGHT SIDE VIEW



F-693287 C

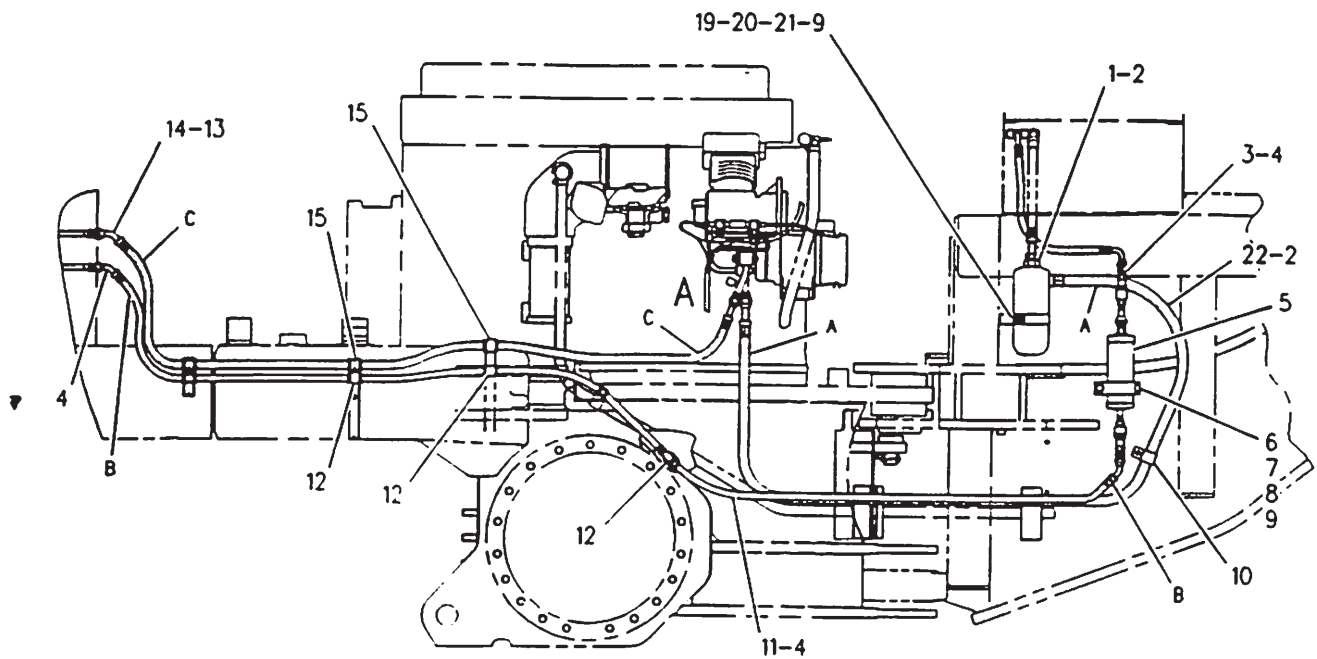
OPERATOR STATION

NOTE	REF NO	PART NUMBER	QTY	PART NAME	NOTE	REF NO	PART NUMBER	QTY	PART NAME
	1	3E0443	1	ACCUMULATOR-AIR					
	2	9X7383	2	CONDITIONER					
	3	1036100	2	SEAL-O-RING					
	4	9X7380	2	COUPLER-QUICK					
	5	3E3535	3	SEAL-O-RING					
	6	8S6110	1	DRYER					
	7	8S6109	1	CLIP (TAB)					
	8	9B7237	1	CLIP (SLOT)					
	9	5P1075	1	BOLT (3/8-16X1.25IN)					
	10	4S1962	5	WASHER-HARD					
I	11	8X7151	1	CLIP					
	12	8W8528	1	HOSE AS					
	13	9X7381	4	SLEEVE					
I	14	8X7150	2	SEAL-O-RING					
	15	8W8527	1	HOSE AS					
	16	1145334	3	SLEEVE					
		7N7779	1	SWITCH AS-PRESSURE					
		7N7780	1	(REFRIGERANT)					
		7N9737	1	SOCKET					
		1P6356	1	PIN-CONNECTOR					
M	17	858091	1	HOUSING-PLUG					
	18	1285924	1	PLATE					
	19	8R3393	1	BOLT (M10X1.5X55MM)					
	20	5M3062	1	CLAMP					
I	21	8X7154	1	STRAP					
	22	9X7382	3	BOLT (3/8-16X.750IN)					
	23	3E4054	1	HOSE AS					
		3E4051	1	SEAL-O-RING (14.00MM ID)					
		3E4057	1	FITTING AS-AIR					
			1	CONDITIONER					
	25	9X7385	1	CAP-SEAL					
	26	3E4067	1	VALVE AS-AIR					
		3E4052	1	CONDITIONER					
		3E4058	2	SEAL-O-RING (20.22MM ID)					
			1	FITTING AS-COMPRESSOR					
			1	CAP-SEAL					
			1	VALVE AS-AIR					
			1	CONDITIONER					
Y	27	9X7378	1	SEAL (8.92MM ID)					
	28	3E9169	1	SUPPRESSOR GP-ELECTRONIC					
			1	(REFRIGERANT)					
	29	9G9150	1	CLIP					
	30	6V8801	1	NUT (3/8-16 THD)					
	31	1180274	1	PLATE					

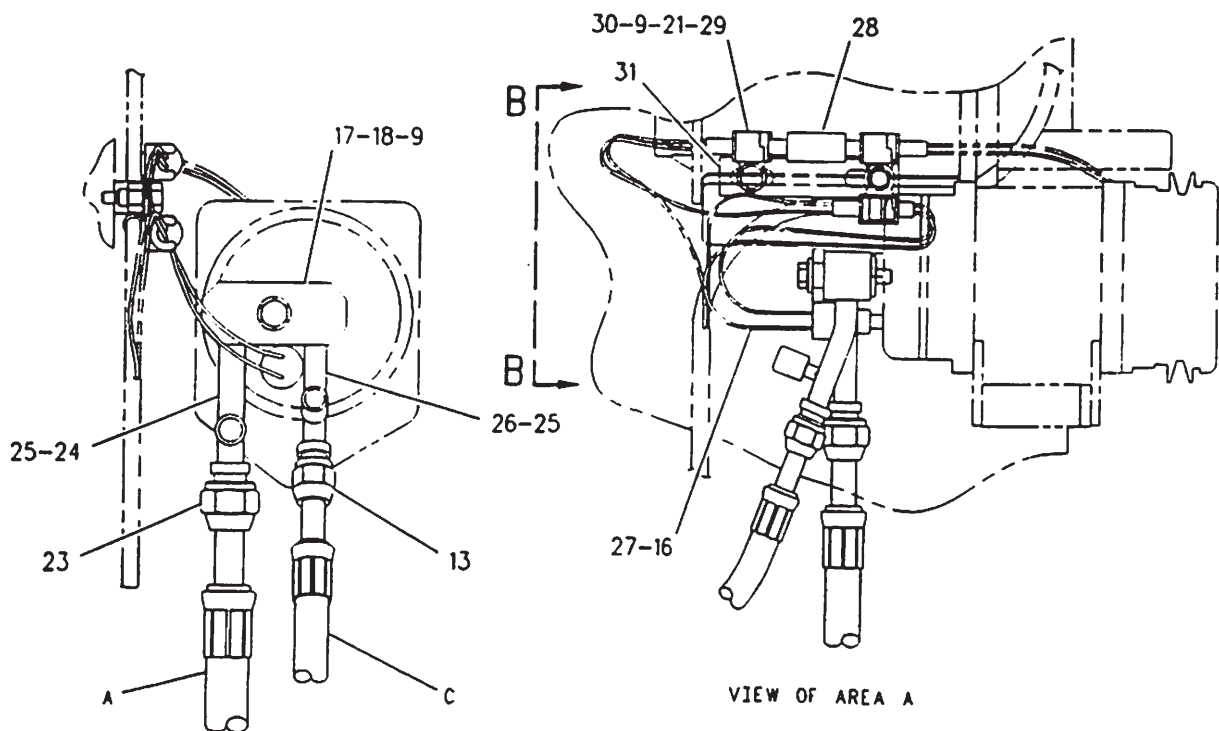
I-SEE HOSE FABRICATION GUIDE
M-METRIC PART
Y-SEPARATE ILLUSTRATION

626276 CP

OPERATOR STATION



RIGHT SIDE VIEW



VIEW B-B

VIEW OF AREA A

F-626275 CP

OPERATOR STATION

NOTE	REF NO	PART NUMBER	QTY	PART NAME	NOTE	REF NO	PART NUMBER	QTY	PART NAME
M	1	9X2043	12	SCREW-TRUSS HEAD (M6X1X14MM)					
M	2	9X2045	3	SCREW-TRUSS HEAD (M6X1X20MM)					
	3	1294622	1	PANEL-CAB					
	4	1294645	1	INSULATION					
	5	6V3928	2	PLUG-BUTTON					
	6	1294646	1	INSULATION					
	7	1346474	1	PLATE					
	8	1156804	1	DUCT-RH					
	9	1156805	1	DUCT-LH					

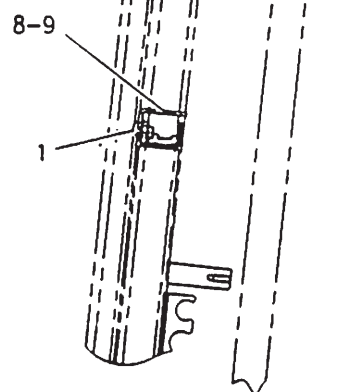
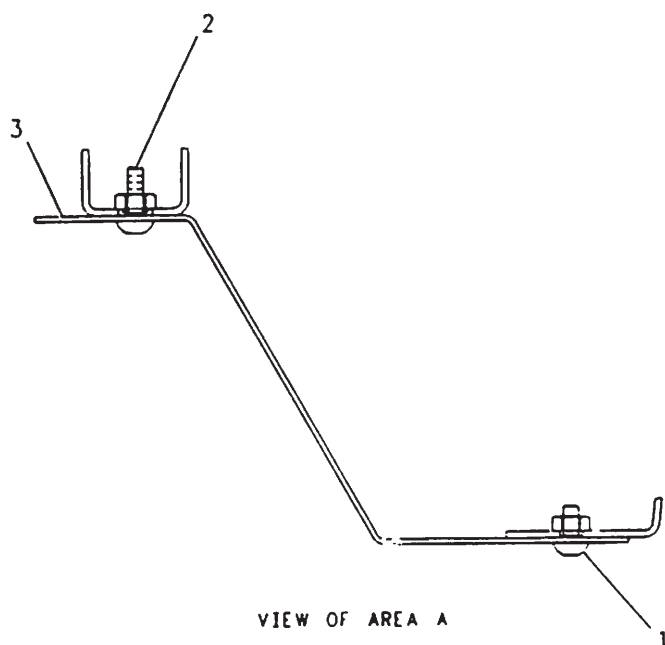
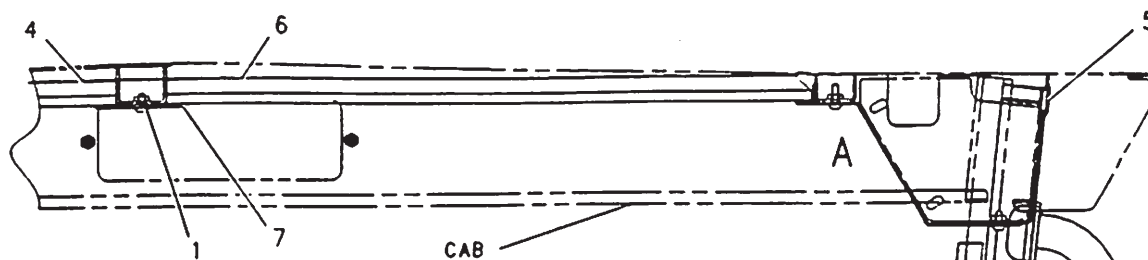
M-METRIC PART

698315 CP

329

1294618 LINER GP-CAB
High Profile
Part Of 1298616 Cab-High Profile

OPERATOR STATION



F-634 102 C

OPERATOR STATION

NOTE	REF NO	PART NUMBER	QTY	PART NAME	NOTE	REF NO	PART NUMBER	QTY	PART NAME
M	1	9X2043	20	SCREW-TRUSS HEAD					
	2	6G5214	5	WASHER					
M	3	9X2045	7	SCREW-TRUSS HEAD					
	4	1255520	1	PANEL AS-CAB					
M		6V9632	4	NUT-WELD					
	5	1259596	1	COVER-LH					
M		6V9632	4	NUT-WELD					
BD	6	5P5969		SEAL					
	7	1256482	1	COVER AS-RH					
M		6V9632	4	NUT-WELD					
	8	1254389	1	INSULATION					
	9	1254388	1	INSULATION					
	10	6V3928	3	PLUG-BUTTON					
	11	8X7845	2	COVER					
	12	1259584	1	INSULATION					
	13	1256483	1	PLATE					
	14	1156805	1	DUCT-LH					
	15	1156804	1	DUCT-RH					
	16	1075014	4	KNOB					
	17	6V0292	2	PLUG					
	18	8X8790	1	PLATE					
	19	6P0205	2	SPACER					
M	20	990492	2	LOCKNUT					
	21	9X8256	2	WASHER					
	22	5P7803	2	PLUG-BUTTON					
	23	6G2396	2	GASKET					
	24	3G3265	24	RIVET					
	25	6G2395	2	DOOR GP					
		6G7222	2	(EACH INCLUDES) ROLLER					

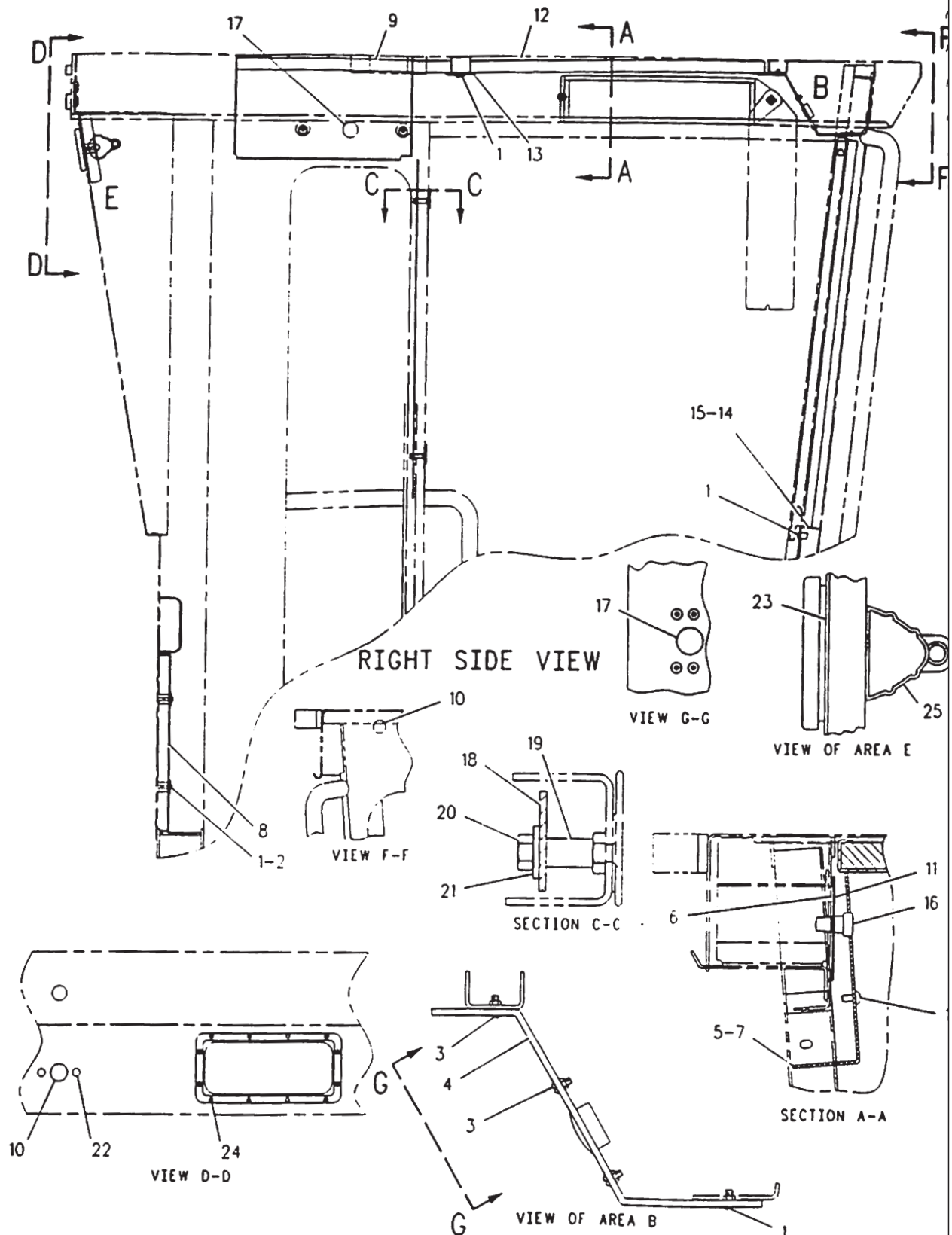
B-USE AS REQUIRED
D-ORDER BY THE METER
M-METRIC PART

634123 CP

7329

1254346 LINER GP-CAB
Part Of 1254343 Cab
An Attachment

OPERATOR STATION



F-634122

7329

1254346 LINER GP-CAB
Part Of 1254343 Cab
An Attachment

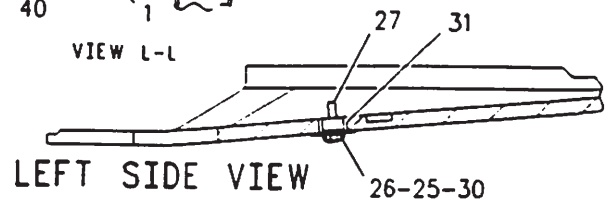
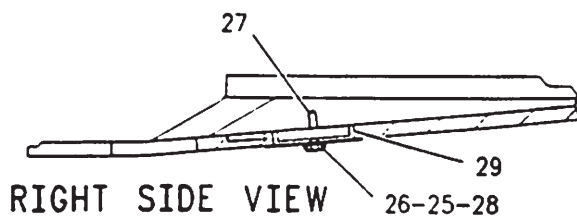
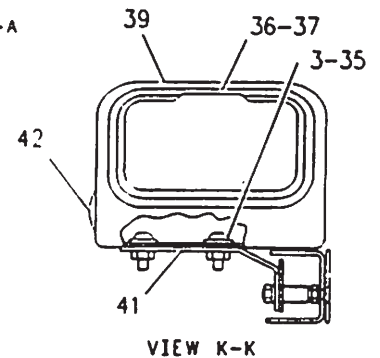
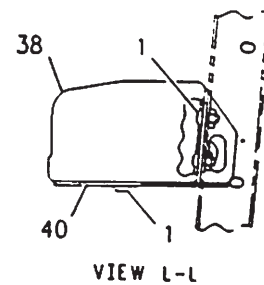
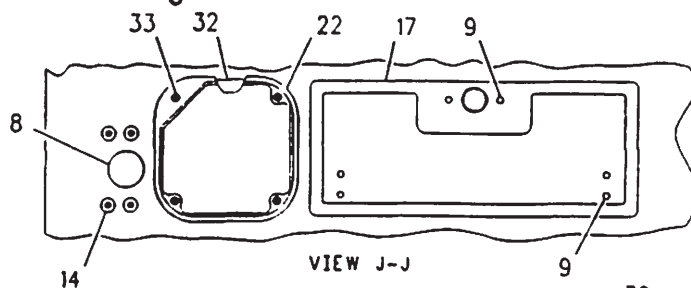
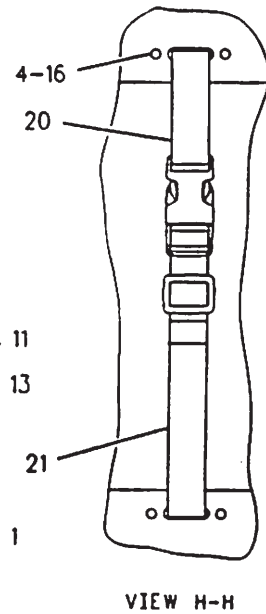
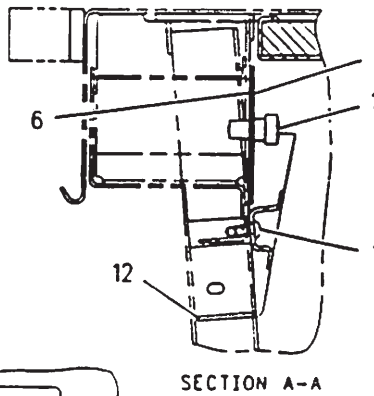
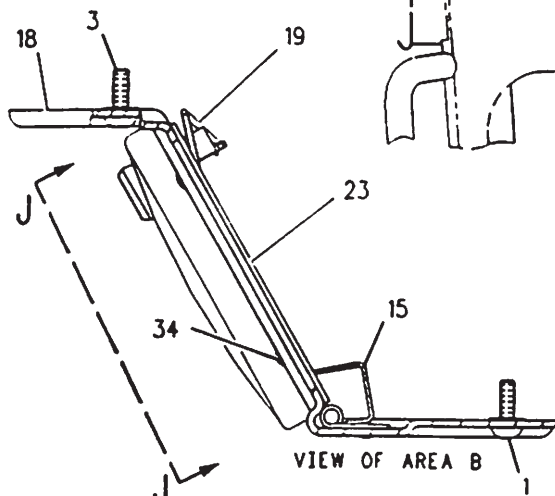
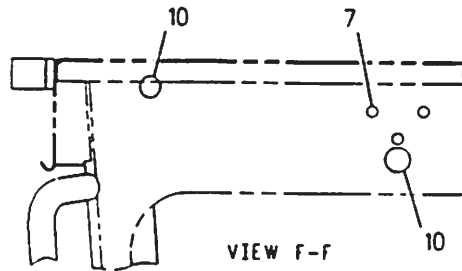
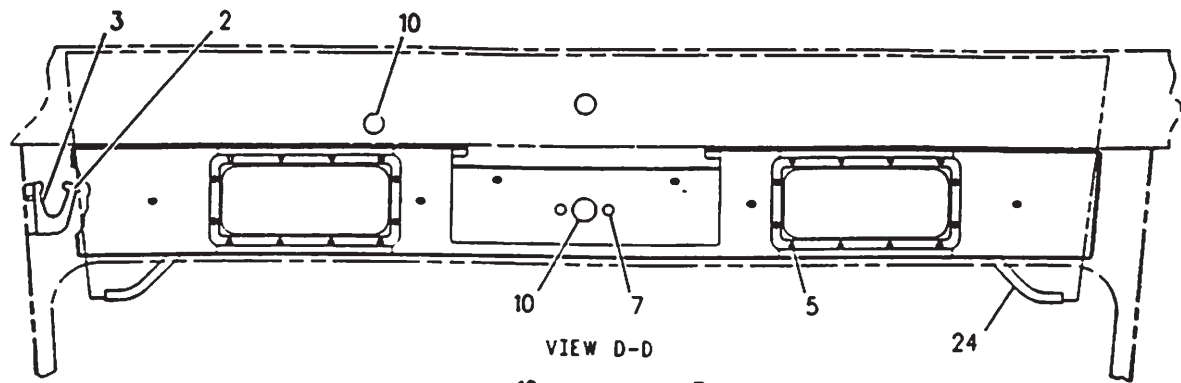
OPERATOR STATION

NOTE	REF NO	PART NUMBER	QTY	PART NAME	NOTE	REF NO	PART NUMBER	QTY	PART NAME
M	1	9X2043	11	SCREW-TRUSS HEAD					
	2	6V8928	1	HOOK-COAT					
M	3	9X2045	6	SCREW-TRUSS HEAD					
	4	1316009	2	PIN					
	5	3G3265	24	RIVET					
DB	6	5P5969		SEAL					
	7	5P7803	8	PLUG-BUTTON					
	8	6V0292	1	PLUG					
	9	9N1995	4	RIVET-POP					
	10	6V3928	7	PLUG-BUTTON					
	11	8X7845	2	COVER					
	12	1159922	1	COVER-RH					
		1159923	1	COVER-LH					
	13	1075014	4	KNOB					
M	14	9X2046	4	SCREW-TRUSS HEAD					
	15	6G2751	4	HINGE					
	16	6K3273	4	RIVET-POP					
	17	1092804	2	DOOR					
	18	1182558	1	PANEL					
	19	6G2914	2	LATCH					
	20	7G4824	1	STRAP					
	21	8E7791	1	STRAP					
	22	1013055	2	COVER-SPEAKER					
	23	1294288	2	PLATE					
D	24	8T3426		CHANNEL-TRIM (1.4 M)					
	25	2G8572	2	WASHER					
	26	2G8573	2	CAP					
M	27	8T4182	2	BOLT					
	28	1156807	1	PLATE					
	29	8X5414	1	PLATE					
	30	2G8767	1	WASHER					
	31	8F0492	1	SPACER					
	32	1228795	2	SPACER					
	33	1036263	8	SCREW-MACHINE					
	34	8M7758	4	RIVET-POP					
	35	5P4115	2	WASHER					
	36	5P5454	1	ASHTRAY					
	37	5P5824	1	HOLDER-ASH TRAY					
	38	1376783	1	HOLDER					
	39	1378065	1	COVER					
	40	1387026	1	PLATE					
	41	1389910	1	PLATE AS					
		6V9632	2	NUT-WELD					
	42	9R2620	1	PLUG					

B-USE AS REQUIRED
D-ORDER BY THE METER
M-METRIC PART

697759 CP

OPERATOR STATION



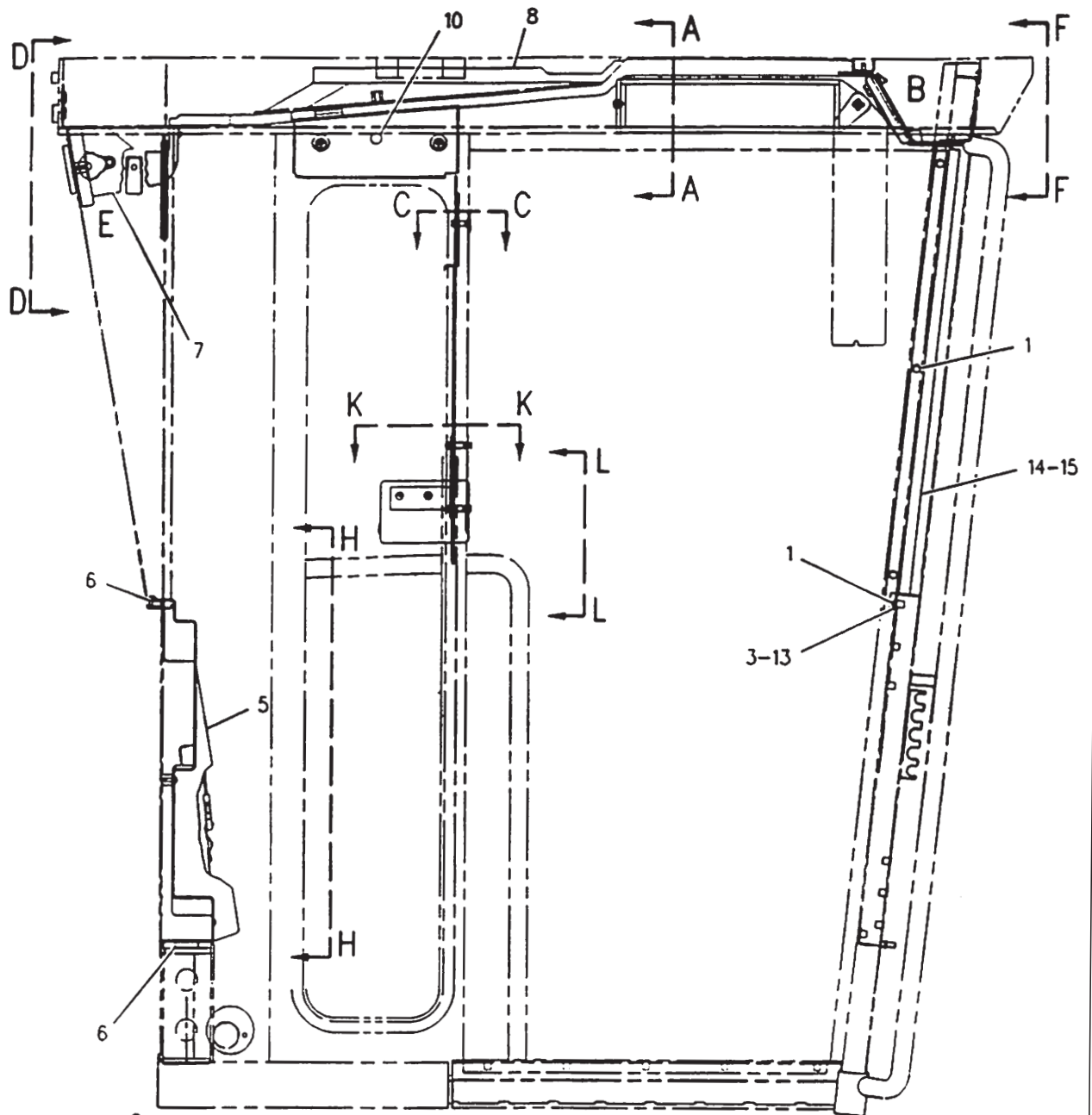
OPERATOR STATION

NOTE	REF NO	PART NUMBER	QTY	PART NAME	NOTE	REF NO	PART NUMBER	QTY	PART NAME
M	1	9X2043	20	SCREW-TRUSS HEAD					
	2	6P0205	3	SPACER					
	3	1156804	1	DUCT-RH					
	4	9X8256	3	WASHER					
	5	1393593	1	PANEL					
BD	6	6V5164	1	SEAL					
	7	8X2791	1	PANEL					
	8	8X6999	1	INSULATION					
	9	1391118	1	PLATE					
	10	6V3928	1	PLUG-BUTTON					
	11	1293178	3	LOCKNUT					
	12	6G2395	2	DOOR GP					
	13	1156805	1	DUCT-LH					
	14	8X8105	1	COVER-RH					
	15	8X8106	1	COVER-LH					
	16	6G2396	2	GASKET					

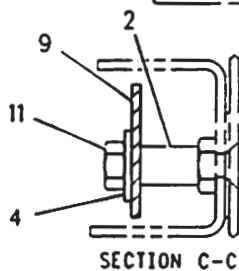
B-USE AS REQUIRED
D-ORDER BY THE METER
M-METRIC PART

697757 CP

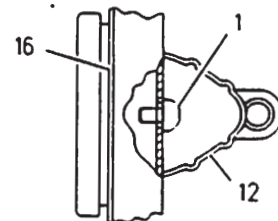
OPERATOR STATION



RIGHT SIDE VIEW



SECTION C-C



VIEW OF AREA E

REFER TO ALL ILLUSTRATIONS OF
THIS GROUP FOR AUXILIARY VIEWS

F-697756 C

OPERATOR STATION

NOTE	REF NO	PART NUMBER	QTY	PART NAME	NOTE	REF NO	PART NUMBER	QTY	PART NAME
M	1	9X2043	11	SCREW-TRUSS HEAD					
	2	8M7758	4	RIVET-POP					
M	3	9X2045	6	SCREW-TRUSS HEAD					
	4	6K3273	4	RIVET-POP					
	5	1294288	2	PLATE					
BE	6	5P3602		SEAL					
	7	1039425	8	SCREW-MACHINE					
	8	1013055	2	COVER-SPEAKER					
	9	1156807	1	PLATE					
	10	6V3928	7	PLUG-BUTTON					
	11	8X7845	2	COVER					
	12	8X5414	1	PLATE					
	13	1228795	2	SPACER					
	14	6V8928	1	HOOK-COAT					
BE	15	918488		CHANNEL-TRIM					
	16	1228677	1	PANEL					
	17	1092804	2	DOOR					
M	18	9X2046	4	SCREW-TRUSS HEAD					
	19	6G2914	2	LATCH					
	20	6G2751	4	HINGE					
	21	1316009	2	PIN					
	22	1075014	4	KNOB					
	23	1159923	1	COVER-LH					
	24	1159922	1	COVER-RH					
	25	3G3265	24	RIVET					
	26	8F0492	1	SPACER					
	27	2G8573	2	CAP					
	28	9N1995	20	RIVET-POP					
	29	6V0292	1	PLUG					
	30	2G8572	2	WASHER					
M	31	8T4182	2	BOLT					
	32	2G8767	1	WASHER					
	33	5P7803	8	PLUG-BUTTON					
	34	8E7791	1	STRAP					
	35	7G4824	1	STRAP					
	36	5P4115	2	WASHER					
	37	5P5454	1	ASHTRAY					
	38	5P5824	1	HOLDER-ASH TRAY					
	39	1378065	1	COVER					
	40	1376783	1	HOLDER					
	41	1389910	1	PLATE AS					
M		6V9632	2	NUT-WELD					
	42	1387026	1	PLATE					
	43	9R2620	1	PLUG					

B-USE AS REQUIRED
E-ORDER BY THE CENTIMETER
M-METRIC PART

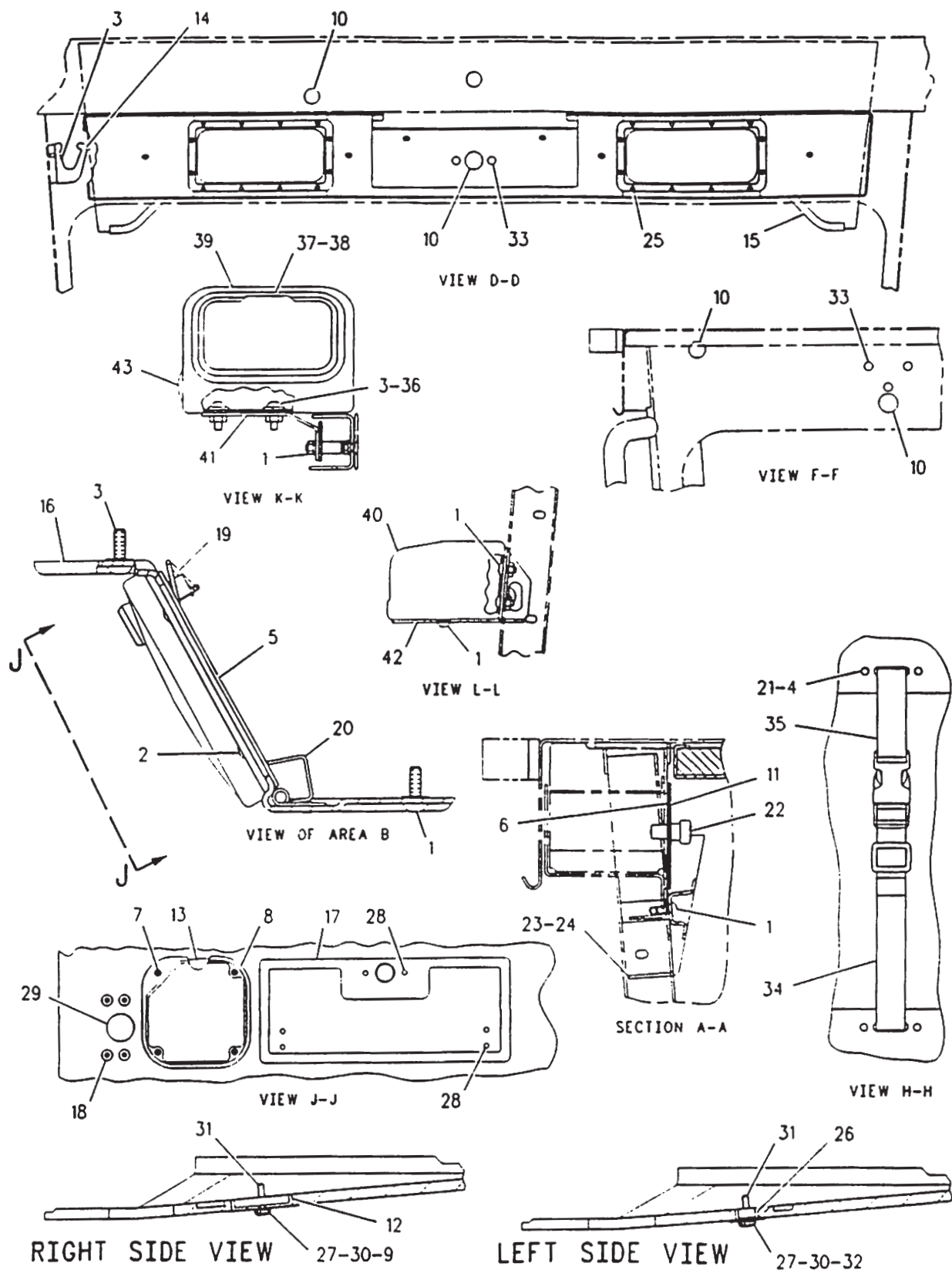
693712 CP

1329

8X2400 LINER GP-CAB-PART 2 OF 2

Enclosed
Part Of 8X2241 ROPS

OPERATOR STATION



F-693711

7329

8X2400 LINER GP-CAB-PART 2 OF 2

Enclosed

Part Of 8X2241 ROPS

OPERATOR STATION

NOTE	REF NO	PART NUMBER	QTY	PART NAME	NOTE	REF NO	PART NUMBER	QTY	PART NAME
M	1	9X2043	20	SCREW-TRUSS HEAD					
	2	1391117	1	PLATE					
M	3	1293178	3	LOCKNUT					
	4	1156804	1	DUCT-RH					
	5	1393593	1	PANEL					
	6	6P0205	3	SPACER					
	7	1084484	1	PANEL					
	8	8X6998	1	INSULATION-LIQUID PROPANE					
	9	9X8256	3	WASHER					
	10	6V3928	1	PLUG-BUTTON					
BD	11	6V5163		SEAL					
BE	12	5P0811		SEAL					
	13	1156805	1	DUCT-LH					
	14	8X8103	1	COVER-RH					
	15	8X8104	1	COVER-LH					
	16	6G2395	2	DOOR GP					
	17	6G2396	2	GASKET					

B-USE AS REQUIRED
 D-ORDER BY THE METER
 E-ORDER BY THE CENTIMETER
 M-METRIC PART

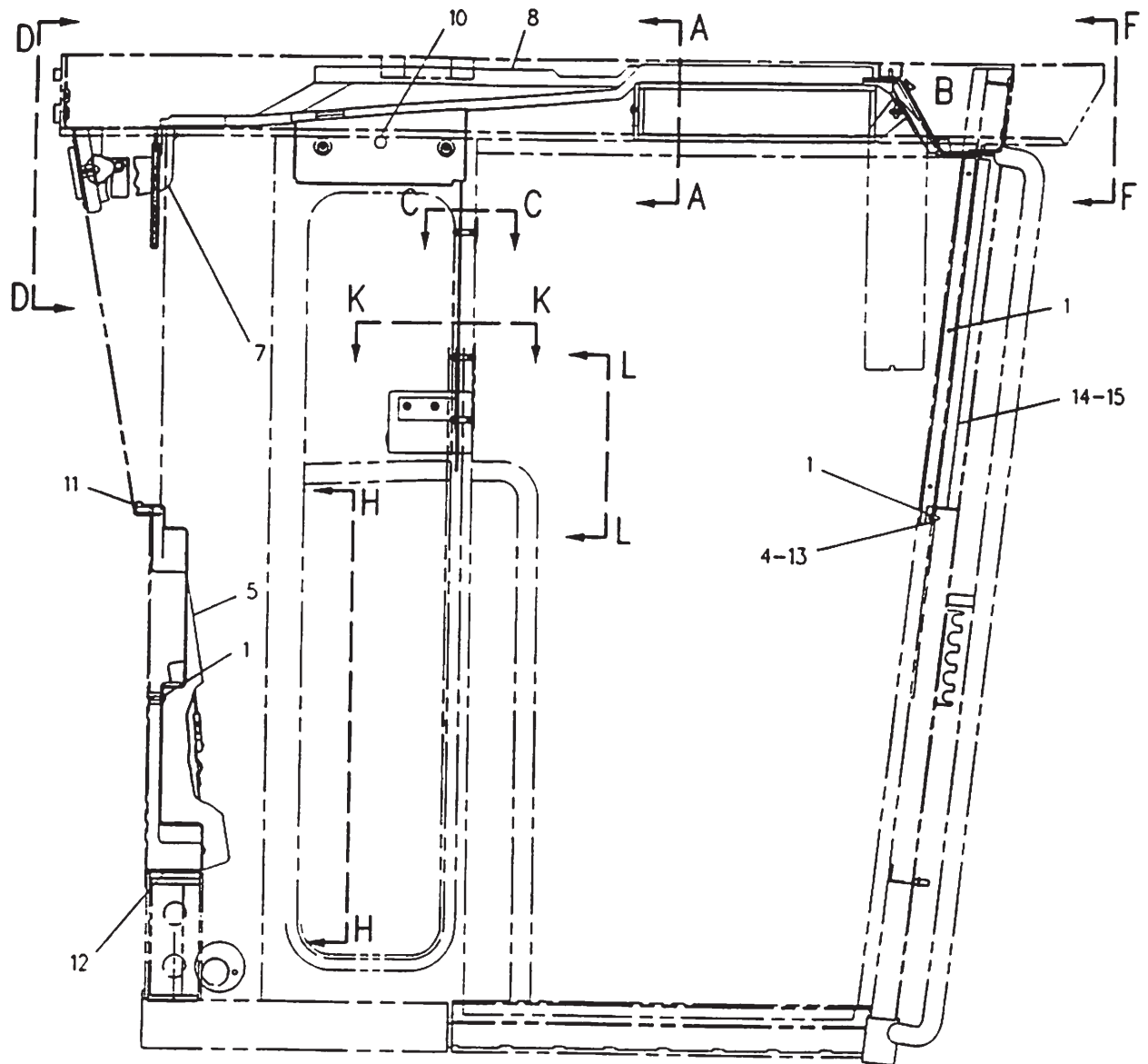
693710 CP

329

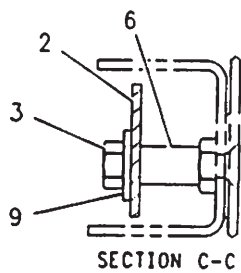
8X2400 LINER GP-CAB-PART 1 OF 2

Enclosed
 Part Of 8X2241 ROPS

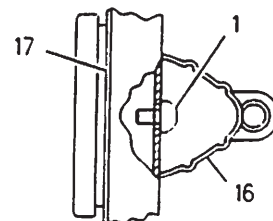
OPERATOR STATION



RIGHT SIDE VIEW



SECTION C-C



VIEW OF AREA E

REFER TO ALL ILLUSTRATIONS OF
THIS GROUP FOR AUXILIARY VIEWS

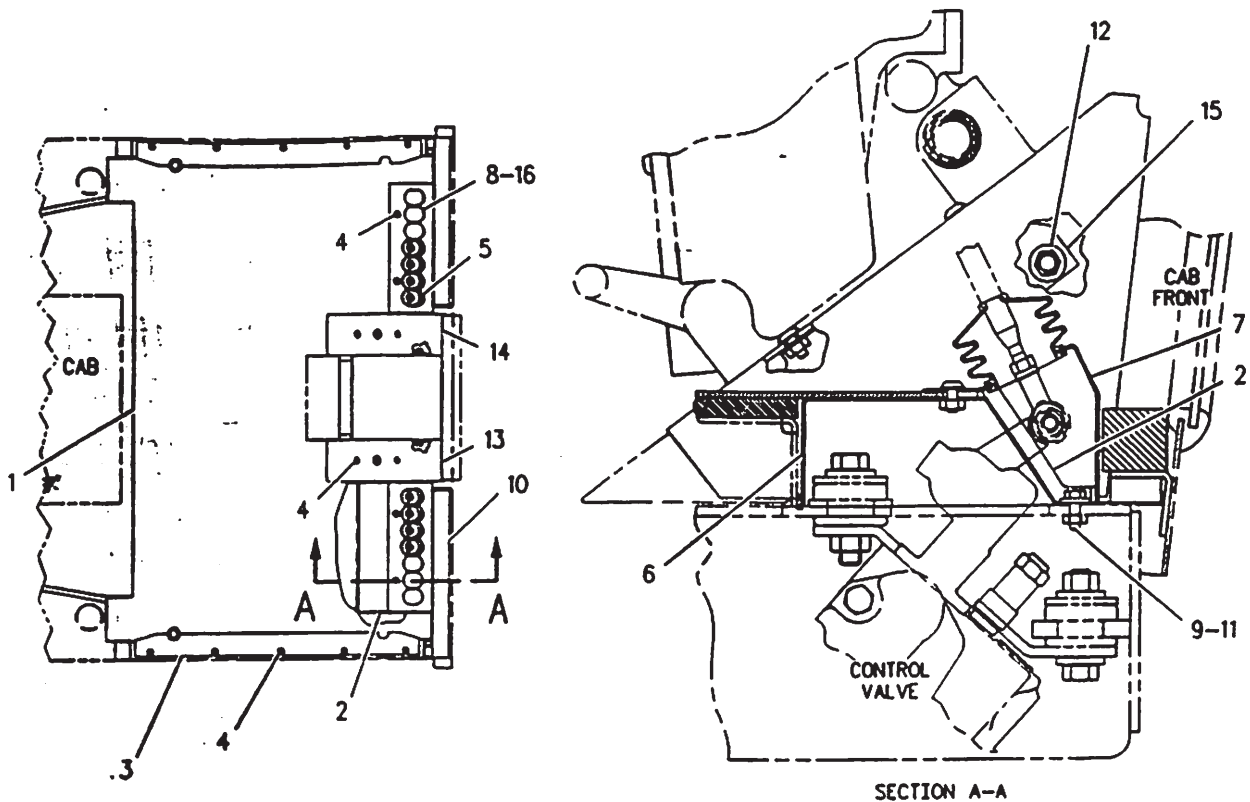
F-693709 CP

7329

8X2400 LINER GP-CAB-PART 1 OF 2

Enclosed
Part Of 8X2241 ROPS

OPERATOR STATION



NOTE	REF NO	PART NUMBER	QTY	PART NAME	NOTE	REF NO	PART NUMBER	QTY	PART NAME
DB	1	8W6061	1	FLOOR MAT					
	2	5P5969	2	SEAL					
	3	8X2226	2	PLATE					
M	4	9X2043	18	SCREW-TRUSS HEAD					
	5	1129164	8	BOOT					
	6	8X2913	2	COVER AS (EACH INCLUDES)					
M		6V9632	2	NUT-WELD					
	7	8X8351	2	PLATE AS					
B	8	8X8055	6	PLUG					
	9	4M5281	4	BOLT					
DB	10	5P6882	4	SEAL					
	11	5P4115	4	WASHER					
	12	5P1075	4	WASHER-HARD					
	13	8X2651	1	DUCT-RH					
	14	8X2765	1	DUCT-LH					
	15	8X2653	2	PLATE AS (EACH INCLUDES)					
M		6V9632	2	NUT-WELD					
	16	1129164	6	BOOT					

B-USE AS REQUIRED
D-ORDER BY THE METER
M-METRIC PART

F-597914 CP

7323

8W5927 INSULATION GP-WEATHER

Part Of 8W7417, 8W7418 ROPS Ars, 1254341 Cab Ar-Non-ROPS,
1297233 Cab Ar-High Profile

OPERATOR STATION

The drawing consists of two views of an operator station. The left view is labeled 'REAR VIEW' and shows the internal wiring and components. It features a large bundle of wires connected to a terminal block, with callouts 3 and 4 pointing to specific connection points. The right view is labeled 'FRONT VIEW' and shows the operator's interface. It includes two large circular gauges (callout 2), a central panel with various indicator lights and switches (callout 1), and four smaller rectangular gauges at the bottom. Callout 1 points to the top of the central panel, and callout 2 points to the left gauge.

REAR VIEW

FRONT VIEW

NOTE	REF NO	PART NUMBER	QTY	PART NAME	NOTE	REF NO	PART NUMBER	QTY	PART NAME
	1	1108468	1	TACHOMETER AS					
	2	1102338	1	SPEEDOMETER AS					
	3	8D1429	2	LAMP-MINIATURE					
	4	3H0240	4	WASHER-PLAIN					

7451

1055126 INSTRUMENT GP
Part Of 1052772 Instrument Ar
An Attachment

OPERATOR STATION

PAGE

1 1055126 INSTRUMENT GP..... 422

1 1055152 MAGNETIC PICKUP GP..... 122

601478 P

7475

1052772 INSTRUMENT AR
An Attachment

OPERATOR STATION

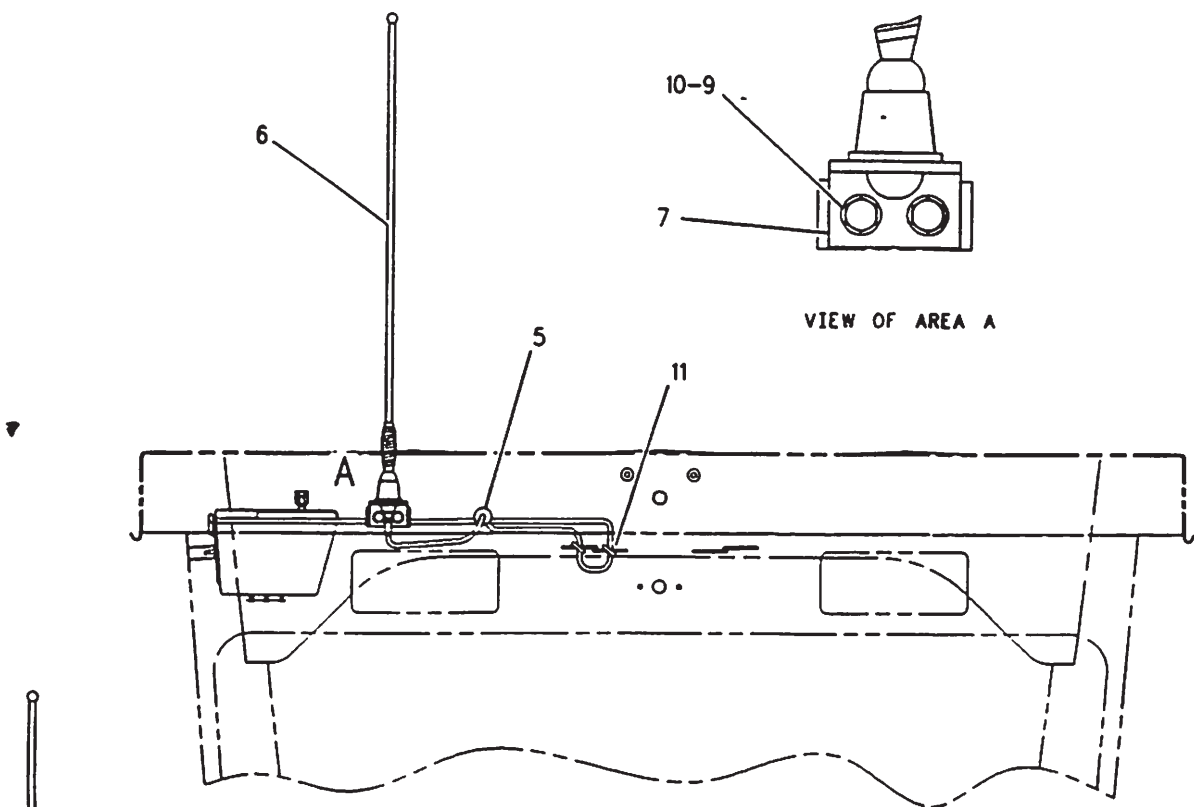
NOTE	REF NO	PART NUMBER	QTY	PART NAME	NOTE	REF NO	PART NUMBER	QTY	PART NAME
M	1	6T7695	2	SPEAKER AS-RADIO					
	2	6V5834	3	SCREW-HEAD					
	3	2G8767	1	WASHER					
	4	8X9884	1	BRACKET AS					
	5	5H9695	1	GROMMET					
	6	9W3072	1	ANTENNA AS					
	7	2A6684	1	BRACKET					
	8	9W3073	1	CABLE AS-COAXIAL					
	9	8T4137	2	BOLT					
	10	8T4121	2	WASHER					
	11	3S2093	2	STRAP-CABLE					
	12	9U8263	1	COVER					
M-METRIC PART									

647596

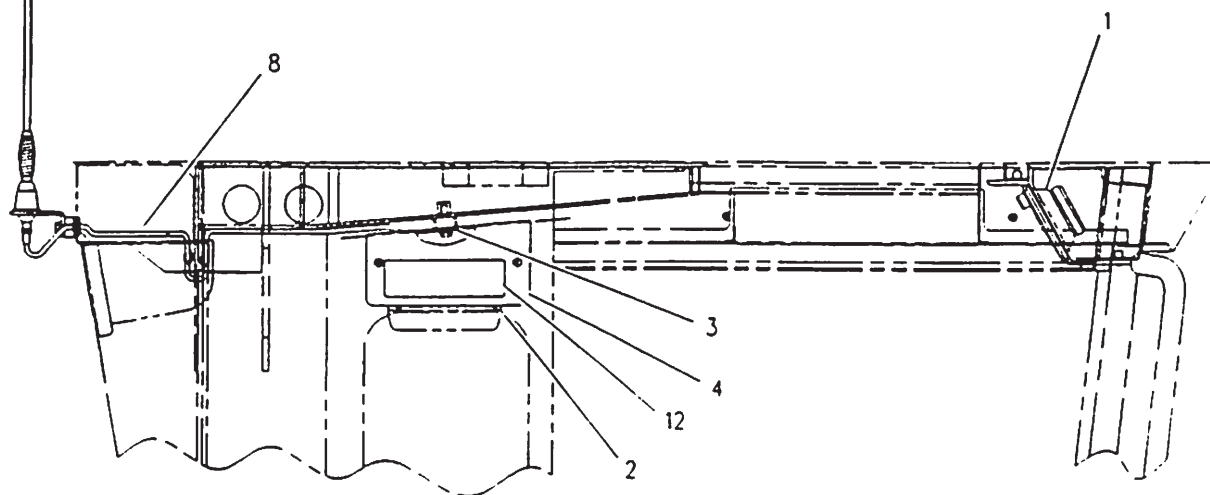
7338

1309432 INSTALLATION GP-RADIO
Part Of 1309921, 1451300 Installation Ars-Radio
An Attachment

OPERATOR STATION



REAR VIEW



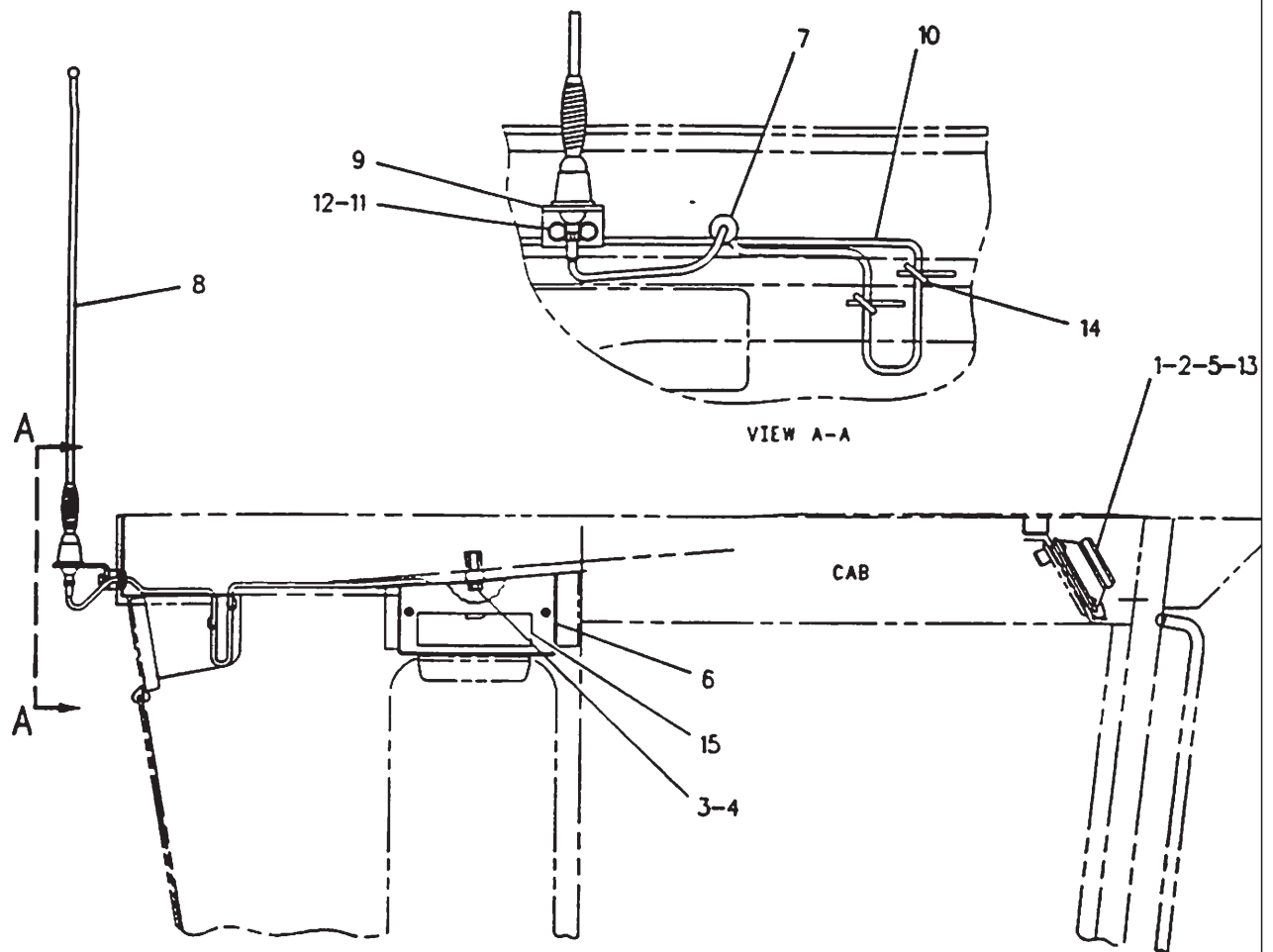
RIGHT SIDE VIEW

F-627472 CP

7338

1309432 INSTALLATION GP-RADIO
Part Of 1309921, 1451300 Installation Ars-Radio
An Attachment

OPERATOR STATION



NOTE	REF NO	PART NUMBER	QTY	PART NAME	NOTE	REF NO	PART NUMBER	QTY	PART NAME
	1	6T7695	2	SPEAKER AS-RADIO					
	2	1044301	8	NUT-CLIP					
	3	6V5834	3	SCREW-HEAD					
	4	8T4121	1	WASHER					
	5	9X2043	4	SCREW-TRUSS HEAD					
	6	8X9884	1	BRACKET AS					
	7	5H9695	1	GROMMET					
	8	9W3072	1	ANTENNA AS					
	9	2A6684	1	BRACKET					
	10	9W3073	1	CABLE AS-COAXIAL					
	11	5S7379	2	BOLT					
	12	8T4896	2	WASHER-HARD					
	13	1227054	2	PLATE AS					
	14	3S2093	2	STRAP-CABLE					
	15	9U8263	1	COVER					

F-598415

7338

8X9410 INSTALLATION GP-RADIO
Part Of 2A7344 Installation Ar-Radio
An Attachment

OPERATOR STATION

	PAGE
1 2A7346 CONVERTER GP-ELECTRICAL.....	95.03
1 1309432 INSTALLATION GP-RADIO.....	419

638460 P

1309921 INSTALLATION AR-RADIO
An Attachment

	PAGE
1 1451297 CONVERTER GP-ELECTRICAL.....	96.01
1 1309432 INSTALLATION GP-RADIO.....	419

699932 P

1451300 INSTALLATION AR-RADIO
An Attachment

OPERATOR STATION

	PAGE
1 2A7346 CONVERTER GP-ELECTRICAL.....	95.03
1 8X9410 INSTALLATION GP-RADIO.....	418

574471

6312

2A7344 INSTALLATION AR-RADIO
An Attachment

OPERATOR STATION

NOTE	REF NO	PART NUMBER	QTY	PART NAME	NOTE	REF NO	PART NUMBER	QTY	PART NAME
	1	8Y6044	1	SHAFT					THE FOLLOWING REPAIR
	2	8Y6066	1	SPRING					KITS ARE AVAILABLE:
	3	8Y6069	1	ADJUSTER AS			1084087	1	KIT-FOLLOWER (INCLUDES
	4	8Y6068	1	NUT					PARTS MARKED J)
	5	1135801	1	HOUSING AS-UPPER			1084103	1	KIT-BEARING (INCLUDES
	6	8Y6047	2	PIN					3 ROLLERS AS)
	7	2M7819	4	RING-RETAINING			8Y6859	1	KIT-SPRING (INCLUDES
	8	8Y6041	1	ARM AS					PARTS MARKED M)
	9	8Y6045	1	CAM			8Y6860	1	KIT-SPRING (INCLUDES
	10	8Y6046	1	PIN					PARTS MARKED N)
	11	8S7803	4	RING-RETAINING			1003224	1	KIT-INDICATOR
	12	9S0878	1	PIN-SPRING					INCLUDES STRAP & PARTS
	13	7M7219	1	BEARING-THRUST					MARKED O)
	14	4N2927	2	RACE-THRUST BEARING			1084086	1	KIT-FOLLOWER (INCLUDES
	15	1Y7927	1	PIN					PARTS MARKED R)
	16	8Y6060	2	ROLLER			1005179	1	KIT-BUMPER (INCLUDES
	17	5V0770	2	BOLT-CARRIAGE					PARTS MARKED S)
		2D6235	2	LOCKNUT (1/4-20 THD)					
	18	1135806	1	ROD					
	19	8Y6063	1	LINK-ACTUATOR-LH					
	20	1315167	1	KNOB AS-WEIGHT					
	21	8Y6062	1	LINK-ACTUATOR-RH					
	22	1135805	1	KEY					
	23	485059	6	WASHER					
	24	8Y6064	2	ROLLER-SLIDER					
	25	7V5191	2	SPACER					
	26	5D4822	2	RING-RETAINING					
	27	5P8445	6	RING-RETAINING					
	28	5V1497	2	RETAINER					
	29	5V1474	1	SCREW-FORMING					
	30	1135807	1	KNOB					
	31	8Y6067	1	SPACER					
	32	1314242	1	BOLT (SPECIAL) (3/8-16X5.18IN)					
ZJ	33		1	PIN					
ZJ	34		1	FOLLOWER					
Z	35		2	SPRING					
Z	36		2	BUSHING					
ZN	37		2	ROD AS					
ZN	38		2	SPRING					
ZN	39		2	SPACER					
ZN	40		2	BUSHING					
ZO	41		1	GUIDE					
ZO	42		1	RIVET					
ZO	43		1	TAPE					
Z	44		1	FOLLOWER					
Z	45		1	PIN					
ZS	46		3	BUMPER					

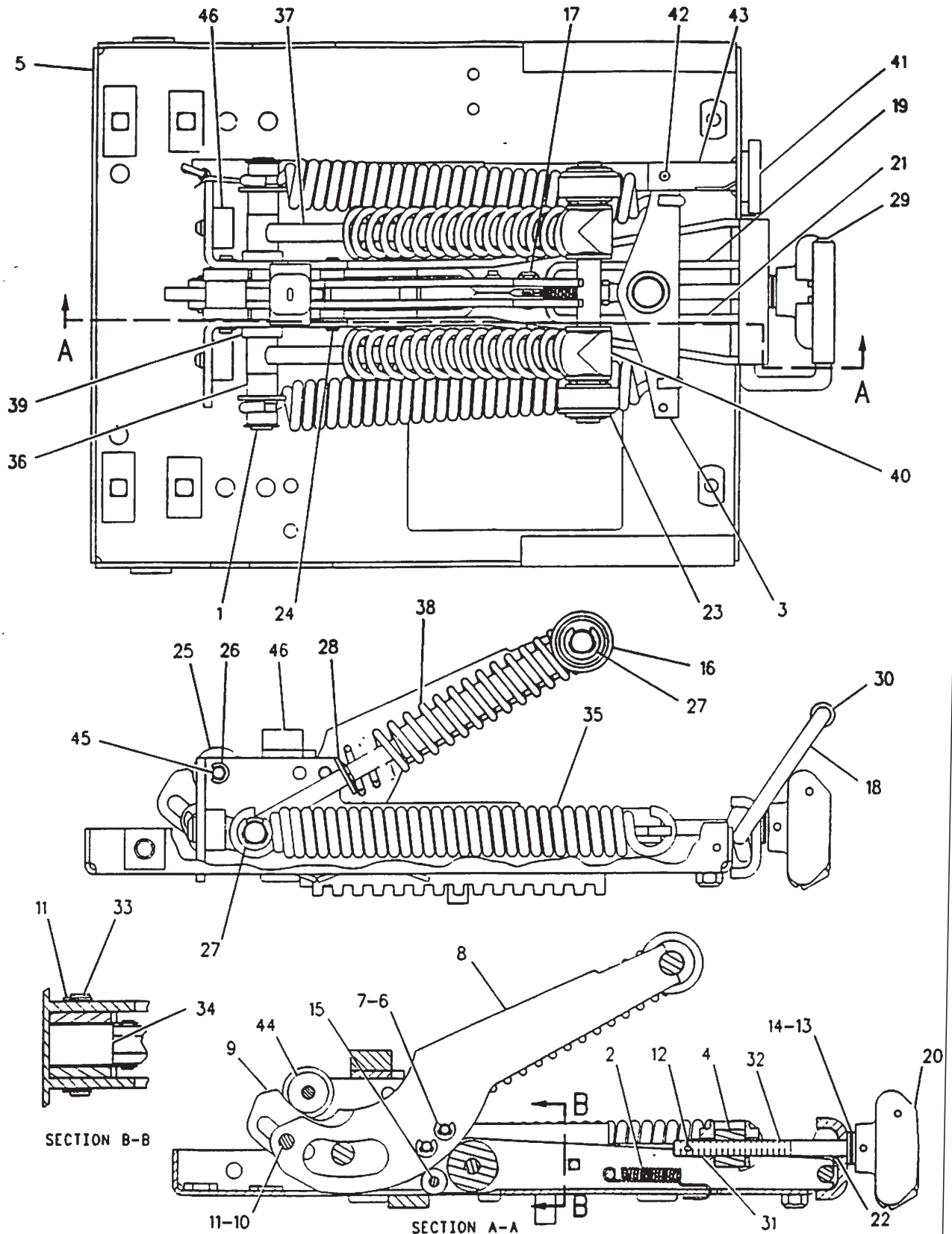
Z-NOT SERVICED SEPARATELY

626537 CP

7324

1135808 HOUSING GP-SEAT SUSPENSION
Part Of 1135800 Suspension-Seat
An Attachment

OPERATOR STATION

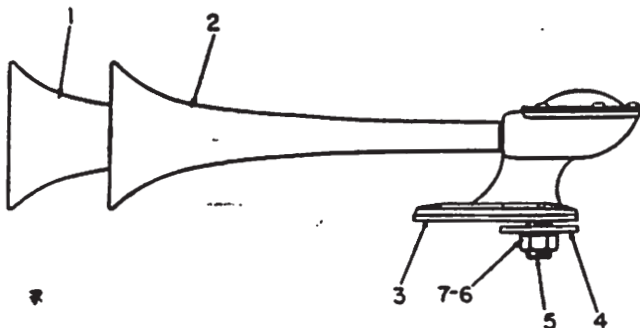


F-626536

7324

1135808 HOUSING GP-SEAT SUSPENSION
Part Of 1135800 Suspension-Seat
An Attachment

OPERATOR STATION



NOTE	REF NO	PART NUMBER	QTY	PART NAME
	1	5D6994	1	PROJECTOR (RH)
	2	5D6993	1	PROJECTOR (LH)
	3	5D6997	1	PAD
	4	485275	1	WASHER
	5	5D6996	1	ADAPTER
	6	9S1354	1	NUT
	7	6F0253	1	LOCKWASHER
C				THE FOLLOWING REPAIR KIT IS AVAILABLE:
		2G6664	2	KIT-DIAPHRAGM

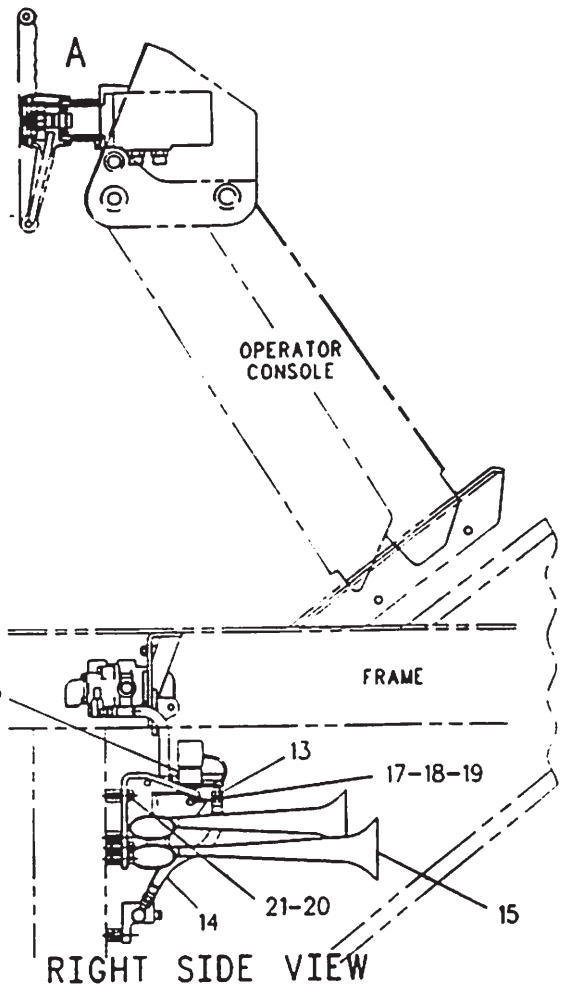
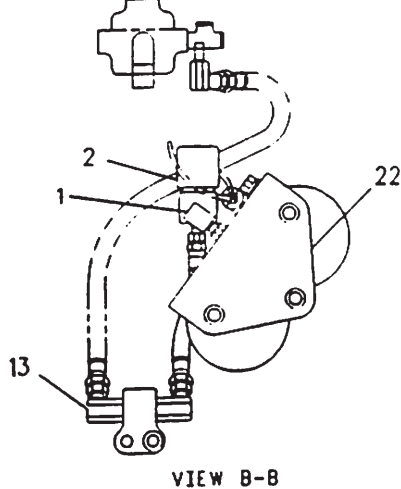
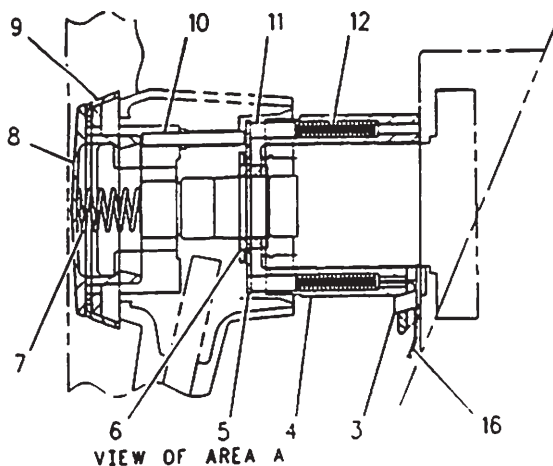
C-CHANGE FROM PREVIOUS TYPE

B-210273 EP

7402

9D4049 HORN GP-AIR
S/N 8MN500-Up
Part Of 8X9440 Horn-Air

OPERATOR STATION



NOTE	REF NO	PART NUMBER	QTY	PART NAME	NOTE	REF NO	PART NUMBER	QTY	PART NAME
Y	1	6V3342	1	ELBOW-PIPE					
	2	7T9074	1	VALVE GP-SOLENOID					
	3	5T4030	1	BRACKET					
	4	714696	1	RETAINER					
	5	714698	1	RING					
	6	714699	1	INSULATOR					
	7	3G1701	1	SPRING					
	8	987467	1	BUTTON					
	9	919071	1	SEAL-HORN BUTTON					
	10	714697	3	PIN					
	11	94185	4	BRUSH-HORN					
	12	94184	4	SPRING-HORN					
	13	5H4778	2	ELBOW					
	14	5D7464	1	HOSE AS					
	15	9D4049	1	HORN GP-AIR					
	16	8W1979	1	WIRE AS					
	17	483388	1	BOLT					
	18	9M1974	1	WASHER-HARD					
	19	5S0003	1	NUT-FULL					
C	20	4L6454	3	BOLT					
	21	8T4896	3	WASHER-HARD					
C	22	8X9387	1	PLATE					
	23	5K2408	1	NIPPLE-HEX					

C-CHANGE FROM PREVIOUS TYPE
I-SEE HOSE FABRICATION GUIDE
Y-SEPARATE ILLUSTRATION

F-699198 CP

7402

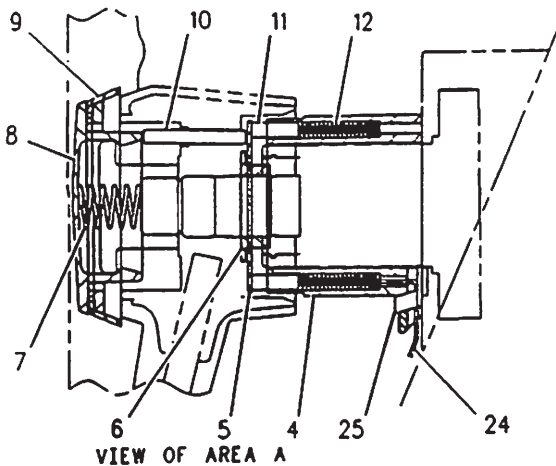
8X9440 HORN GP-AIR

S/N 8MN500-Up

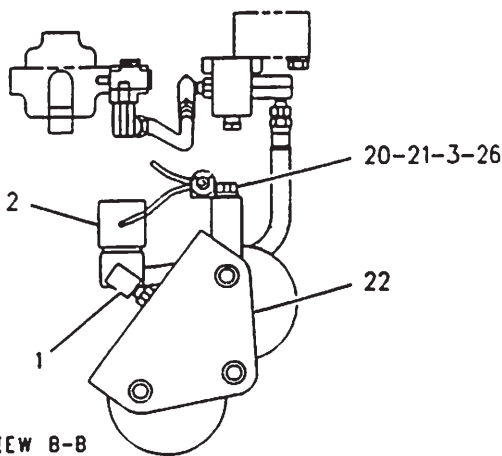
7T9074-Page 249, 9D4049-Page 413.C2

Part Of 1124112 Chassis Ar

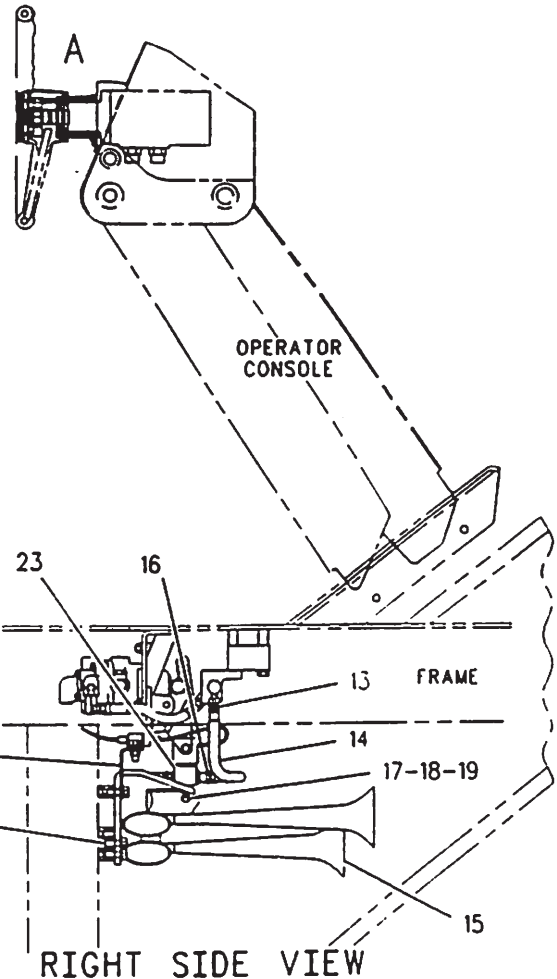
OPERATOR STATION



VIEW OF AREA A



VIEW B-B



RIGHT SIDE VIEW

NOTE	REF NO	PART NUMBER	QTY	PART NAME	NOTE	REF NO	PART NUMBER	QTY	PART NAME
Y	1	6V3342	1	ELBOW-PIPE		27	9L1566	1	SUPPORT-TUBE
	2	7T9074	1	VALVE GP-SOLENOID					
	3	9G9150	1	CLIP					
	4	7I4696	1	RETAINER					
	5	7I4698	1	RING					
	6	7I4699	1	INSULATOR					
	7	3G1701	1	SPRING					
	8	987467	1	BUTTON					
	9	919071	1	SEAL-HORN BUTTON					
	10	7I4697	3	PIN					
	11	94185	4	BRUSH-HORN					
	12	94184	4	SPRING-HORN					
	13	5H4778	1	ELBOW					
	14	4D2847	1	HOSE AS					
	15	5D6998	1	HORN GP-AIR					
	16	4H6147	1	CONNECTOR-PIPE					
	17	4B3388	1	BOLT					
	18	9M1974	1	WASHER-HARD					
	19	5S0003	1	NUT-FULL					
	20	4L6454	4	BOLT					
	21	9T4896	4	WASHER-HARD					
	22	8X9387	1	PLATE					
	23	5K2408	1	NIPPLE-HEX					
	24	8W1979	1	WIRE AS					
	25	5T4030	1	BRACKET					
	26	6V8801	1	NUT					

I-SEE HOSE FABRICATION GUIDE
Y-SEPARATE ILLUSTRATION

F-599775 CP

7402

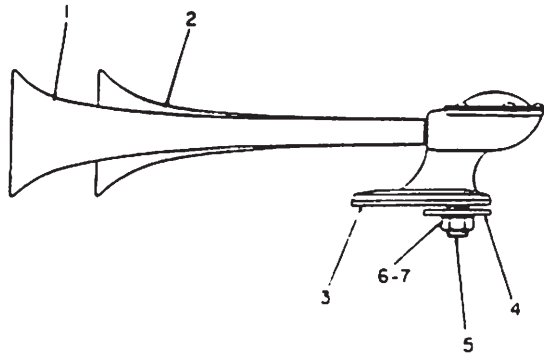
8X9440 HORN GP-AIR

S/N 8MN1-499

7T9074-Page 249, 5D6998-Page 412

Part Of 1124112 Chassis Ar

OPERATOR STATION



NOTE	REF NO	PART NUMBER	QTY	PART NAME
	1	5D6994	1	PROJECTOR (LH)
	2	5D6993	1	PROJECTOR (RH)
	3	5D6997	1	PAD
	4	485275	1	WASHER
	5	5D6996	1	ADAPTER
	6	9S1354	1	NUT
	7	6F0253	1	LOCKWASHER
		2G6664	2	THE FOLLOWING REPAIR KIT IS AVAILABLE: KIT-DIAPHRAGM AIR HORN (EA KIT INCLS: SEAL, DIAPHRAGM, COVER, GSKTS, NUTS, SCREWS & DISC)

B-595392 E

7402

5D6998 HORN GP-AIR
Part Of 8X9440 Horn-Air

OPERATOR STATION

NOTE	REF NO	PART NUMBER	QTY	PART NAME	NOTE	REF NO	PART NUMBER	QTY	PART NAME
	1	1241432	1	HOUSING AS		48	5P1075	13	WASHER-HARD
		7T1099	1	LINK		49	2V0099	2	KNOB
		8P5141	2	PLATE-ORIFICE		50	1249007	1	SHAFT AS
	2	8X5536	1	COVER			4L5966	2	SETSCREW
	3	9X9654	1	COIL AS-HEATER		51	1249006	1	SHAFT
	4	9X9363	1	MOTOR AS		52	6T5345	1	BUSHING-TERMINAL
		7N7779	1	SOCKET		53	3E3890	1	FILM-CONTROL
		7N7780	1	PIN-CONNECTOR		54	2P4339	1	NUT-JAM
		7N9737	1	HOUSING-PLUG		55	1294935	1	SEAL
		9X9013	1	KIT-BRUSH (INCLUDES PLUG & BRUSH AS)		56	1250439	1	GASKET
	5	1243137	1	BRACKET		57	5C9553	2	BOLT
	6	1065840	1	COVER			9X8256	2	WASHER
	7	9X2045	6	SCREW-TRUSS HEAD		58	1424940	1	PLATE AS
	8	1241431	1	BRACKET		59	1250442	1	PLATE
	9	1077090	1	PLATE		60	8P5141	2	PLATE-ORIFICE
	10	1134251	1	PLATE					
	11	6P3236	1	SWITCH AS-ROTARY (FAN SPEED)					
		6V8362	5	SCREW-MACHINE					
		9B7233	5	LOCKWASHER					
	12	3E0400	2	WHEEL-BLOWER					
	13	6V1668	2	WASHER					
	14	9M8406	1	CLIP					
	15	5P9135	1	GROMMET					
	16	3H2900	1	GROMMET					
	17	9X2126	1	SEAL (90CM)					
	18	8C3756	1	FILM-IDENTIFICATION					
	19	8T4171	2	BOLT					
	20	8T4205	15	WASHER-HARD					
	21	9X2488	6	CLAMP-HOSE					
	22	8D1429	1	LAMP-MINIATURE					
	23	1241429	1	HARNESS AS					
	24	3S2093	1	STRAP-CABLE					
	25	8X5535	1	SUPPORT AS					
		5H0255	1	BOSS					
		5P1075	8	WASHER-HARD (10.2MM ID)					
		4M0200	13	STUD-WELD					
		6V9632	10	NUT-WELD (M6X6 THD)					
		8T3490	13	NUT-WELD (M10X1.5 THD)					
		8T8890	2	WASHER (16.5MM ID)					
	26	5C2890	7	NUT					
	27	9X2041	5	SCREW-TRUSS HEAD					
	28	1348273	2	SCREW-FLAT HEAD					
	29	9X2040	2	SCREW-TRUSS HEAD					
	30	9X2185	4	SCREW					
	31	1293178	4	LOCKNUT					
	32	1419784	1	BOLT-HEX HEAD					
	33	8C4586	2	CLAMP-MOTOR					
	34	9G9150	1	CLIP					
	35	9G1950	1	RESISTOR					
	36	8C8451	1	BOLT (MGX1.0X40MM)					
	37	1234618	1	COVER					
	38	1234701	1	SEAL					
	39	1241433	1	VALVE AS-WATER					
	40	7X0591	2	WASHER-HARD					
	41	1361953	1	HOSE (42CM)					
	42	8X5538	1	COVER AS					
		8T3490	4	NUT-WELD					
	43	5P5637	1	SEAL					
	44	7G4824	1	STRAP					
	45	8E7791	1	STRAP					
	46	8X5540	1	COVER					
	47	6V8801	13	NUT					

B-USE AS REQUIRED
D-ORDER BY THE METER
E-ORDER BY THE CENTIMETER
M-METRIC PART

690260 CP

7304

1259662 HEATER GP-SEAT
Part Of 1242960 Heater & Mounting
An Attachment

[illegible]

7304

1259662 HEATER GP-SEAT
Part Of 1242960 Heater & Mounting
An Attachment

OPERATOR STATION

NOTE	REF NO	PART NUMBER	QTY	PART NAME	NOTE	REF NO	PART NUMBER	QTY	PART NAME
	1	1241432	1	HOUSING AS		52	1142702	1	SUPPORT AS
		7T1099	1	LINK			5H0255	1	BOSS
		8P5141	1	PLATE-ORIFICE			5P1075	8	WASHER-HARD
	2	8X5536	1	COVER	M		6V9632	12	NUT-WELD (M6X1 THD)
	3	9X9654	1	COIL AS-HEATER			7T1099	1	LINK
	4	9X9363	1	MOTOR AS	M		8T3490	13	NUT-WELD
		7N7779	1	SOCKET			-		(M10X1.5-6H THD)
		7N7780	1	PIN-CONNECTOR			9G9155	1	CLIP (20MM ID)
		7N9737	1	HOUSING-PLUG		53	6V8801	8	NUT
		9X9013	1	KIT-BRUSH		54	5P1075	8	WASHER-HARD
				(INCL BRUSHES & PLUGS)		55	2V0099	2	KNOB
	5	1243137	1	BRACKET		56	1249007	1	SHAFT AS
	6	1065840	1	COVER			4L5966	2	SETSCREW
	7	1241430	1	PLATE		57	1249006	1	SHAFT
	8	1241431	1	BRACKET		58	6T5345	1	BUSHING-TERMINAL
	9	1P6522	1	GROMMET		59	3E3890	1	FILM-CONTROL
	10	1134251	1	PLATE		60	2P4339	1	NUT-JAM
	11	6P3236	1	SWITCH AS-ROTARY (BLOWER)		61	1250438	1	GASKET
		6V8362	5	SCREW-MACHINE	BE	62	1250440	1	PLATE
		9B7233	5	LOCKWASHER		63	1250439	1	GASKET
	12	3E0400	2	WHEEL-BLOWER		64	1250442	1	PLATE
	13	6V1668	2	WASHER		65	9X2126		SEAL
	14	9M8406	1	CLIP (15.8MM ID)					
	15	8Y6388	4	LOUVER AS					
	16	3L4566	2	PLUG-BUTTON					
	17	1042091	8	SCREW-FLAT HEAD					
M	18	8C3756	1	FILM-IDENTIFICATION					
	19	8T4138	6	BOLT					
	20	8T4205	19	WASHER-HARD					
	21	5D1026	6	CLAMP-HOSE					
	22	8D1429	1	LAMP-MINIATURE					
	23	1241429	1	HARNESS AS					
M	24	3S2093	2	STRAP-CABLE					
	25	8T4133	5	NUT					
	26	8T4121	5	WASHER					
M	27	5C2890	7	NUT					
M	28	9X2041	5	SCREW-TRUSS HEAD					
M	29	6V7726	2	SCREW-HEX SOCKET					
M	30	9X2040	2	SCREW-TRUSS HEAD					
	31	9X2185	4	SCREW					
M	32	990492	4	LOCKNUT					
M	33	7X0490	1	BOLT					
	34	8C4586	2	CLAMP-MOTOR					
	35	9G9150	1	CLIP (TAB)					
	36	9G1950	1	RESISTOR					
M	37	8C8451	1	BOLT					
	38	3K9520	1	GROMMET					
M	39	3E8020	6	SCREW-TRUSS HEAD					
	40	4V1029	6	SPACER					
	41	7X3354	6	NUT-WELD					
	42	1241433	1	VALVE AS-WATER					
	43	911339	2	SHIM (3.2MM THK)					
BE	44	6V5651		HOSE					
BD	45	5P5672		SEAL					
BD	46	5P5671		SEAL					
	47	8X5538	1	COVER AS					
M		8T3490	4	NUT-WELD					
BD	48	5P5637		SEAL					
	49	7G4824	1	STRAP					
	50	8E7791	1	STRAP					
	51	8X5540	1	COVER					

B-USE AS REQUIRED
D-ORDER BY THE METER
E-ORDER BY THE CENTIMETER
M-METRIC PART

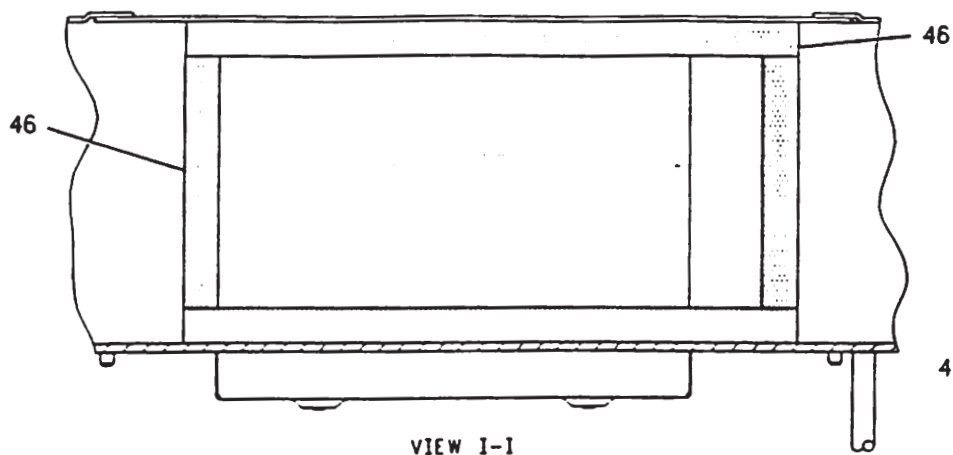
604296 CP

7304

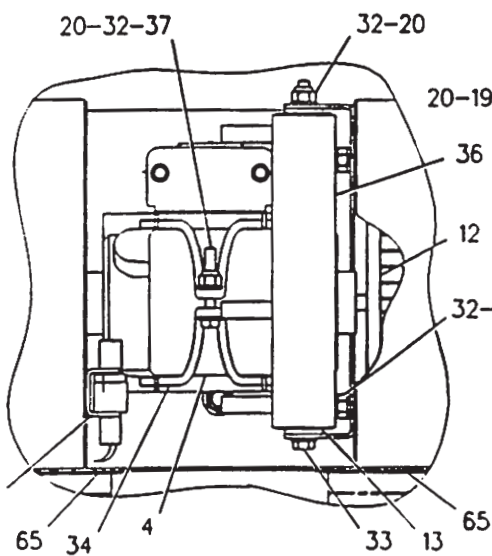
8C9787 HEATER GP-CAB

Part Of 8W7651 Heater & Mounting, 8C9788 Air Conditioner
An Attachment

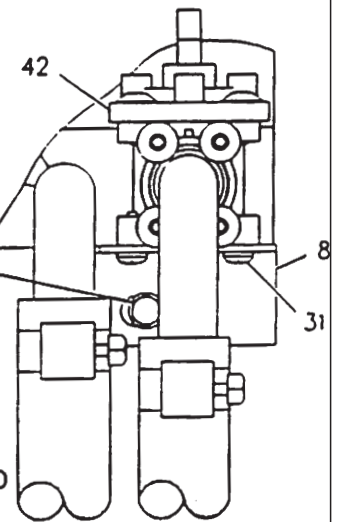
OPERATOR STATION



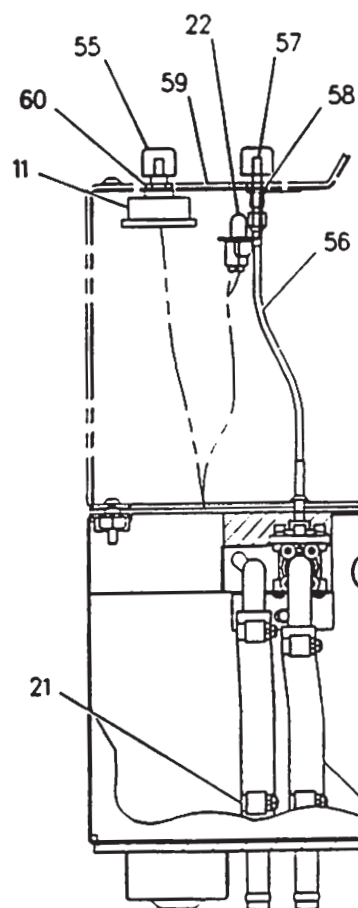
VIEW I-I



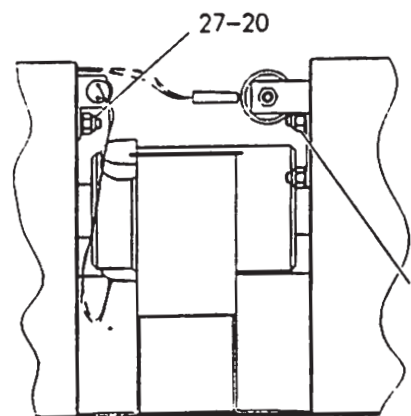
VIEW OF AREA A



VIEW OF AREA C



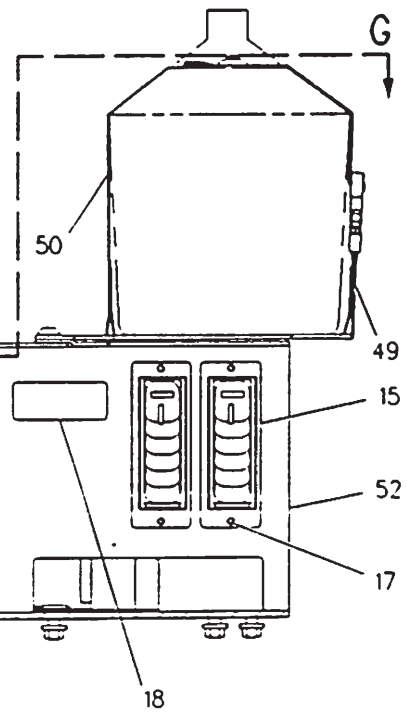
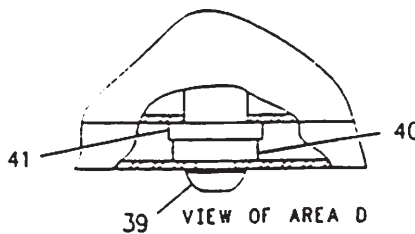
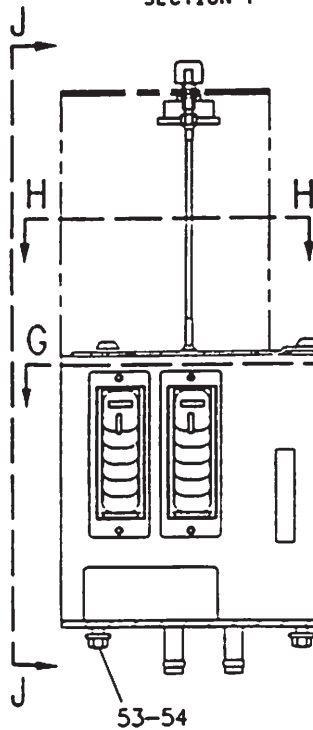
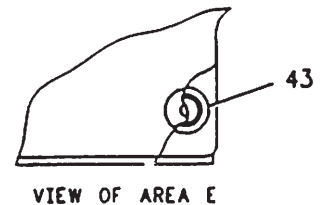
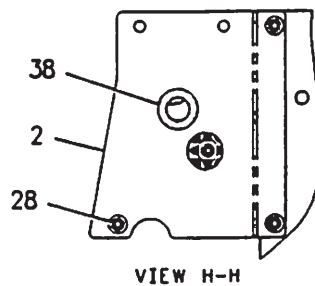
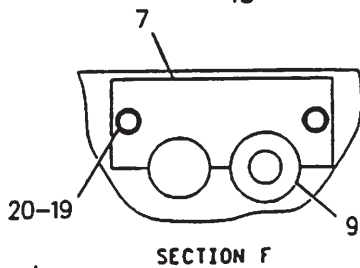
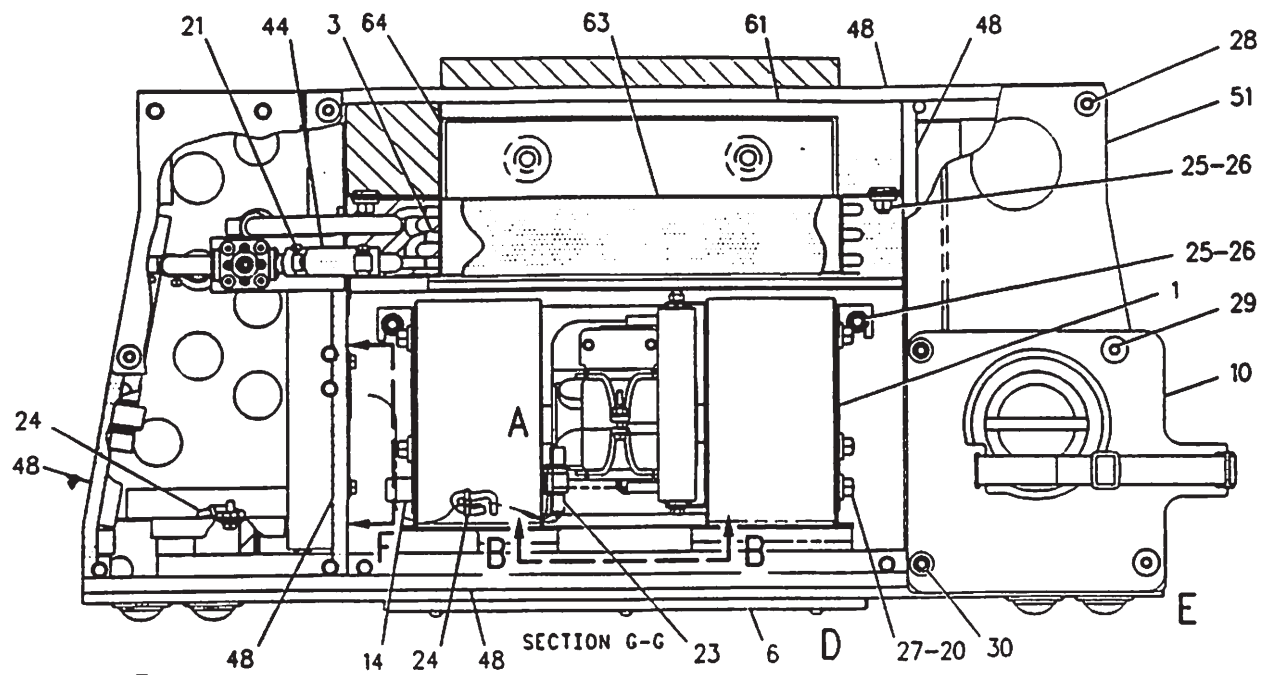
SECTION J-J



SECTION B-B

F-604270

OPERATOR STATION



F-604269 CP

7304

8C9787 HEATER GP-CAB

Part Of 8W7651 Heater & Mounting, 8C9788 Air Conditioner
An Attachment

OPERATOR STATION

	PAGE
1 8W7653 DUCT & CONTROL GP.....	398
1 7I5015 DUCT GP.....	399
1 8X2925 FILTER GP-CAB AIR.....	404
1 8W7651 HEATER & MOUNTING GP.....	405
1 8X4558 LINES GP-HEATER.....	438

582407

7304

1027367 HEATER AR-CAB
An Attachment

	PAGE
1 1242960 HEATER & MOUNTING GP.....	405
1 8X4558 LINES GP-HEATER.....	438
1 1261137 LOUVER GP.....	439

601955

7304

1242959 HEATER AR-CAB
An Attachment

OPERATOR STATION

PAGE

1 8C9787 HEATER GP-CAB..... 407

1 8M8948 FUSE-15 AMP

1 1230871 PAD - 42 CM

1 1230872 PAD - 103.5 CM

597753 P

7304

8W7651 HEATER & MOUNTING GP
Part Of 1027367 Heater Ar-Cab
An Attachment

PAGE

1 1259662 HEATER GP-SEAT..... 410

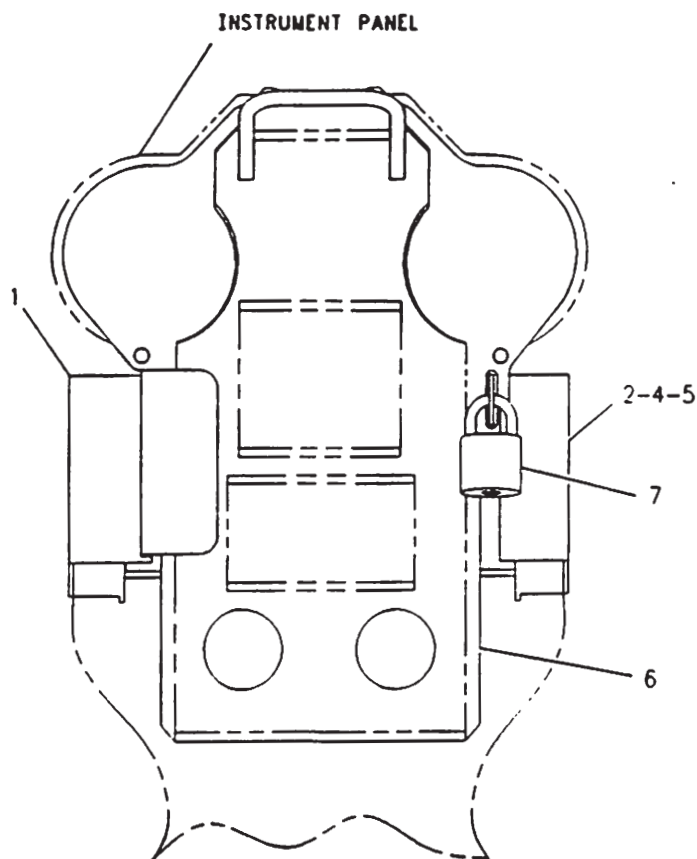
1 8M8948 FUSE-15 AMP

602100 P

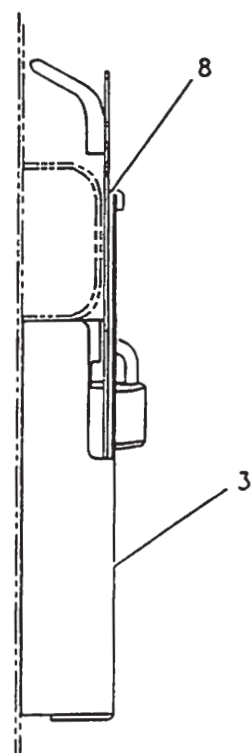
7304

1242960 HEATER & MOUNTING GP
Part Of 1242959 Heater Ar-Cab
An Attachment

OPERATOR STATION



COVER INSTALLED



LEFT SIDE VIEW
COVER IN STORAGE

NOTE	REF NO	PART NUMBER	QTY	PART NAME	NOTE	REF NO	PART NUMBER	QTY	PART NAME
M A A E	1	1474514	1	PLATE					
	2	1474515	1	PLATE					
	3	1478117	1	PLATE					
	4	1114627	4	SCREW-MACHINE					
	5	9X2038	4	WASHER					
	6	1353884	1	PLATE AS					
	7	5P8502	1	PADLOCK GP					
	8	7X7877	1	STRIP-EDGING (18CM)					

A-NOT PART OF THIS GROUP
E-ORDER BY THE CENTIMETER
M-METRIC PART

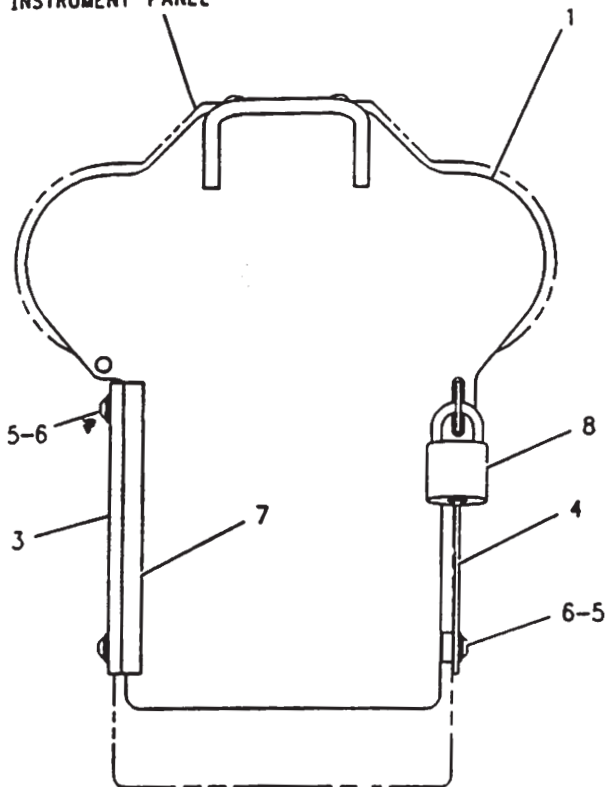
F-712070

7315

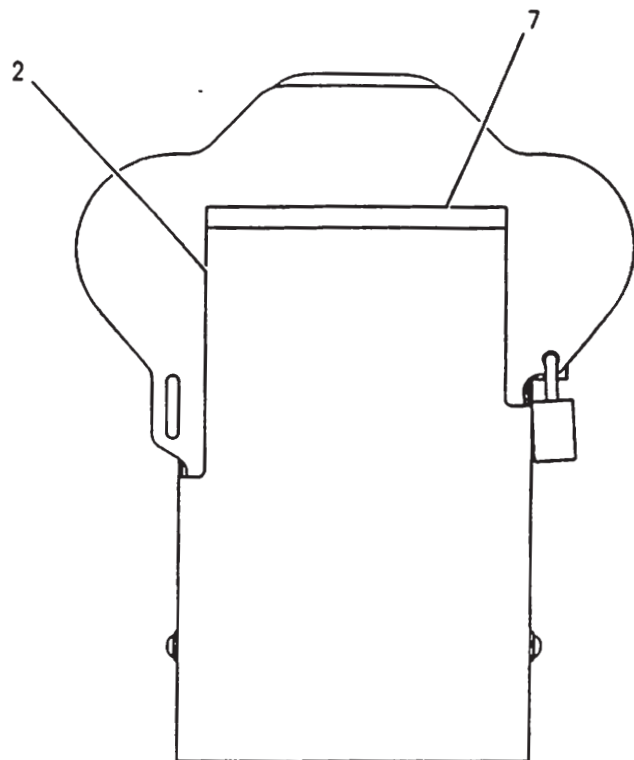
1475472 GUARD GP-VANDALISM
An Attachment

OPERATOR STATION

INSTRUMENT PANEL



COVER INSTALLED



COVER IN STORAGE

NOTE	REF NO	PART NUMBER	QTY	PART NAME	NOTE	REF NO	PART NUMBER	QTY	PART NAME
M	1	1353884	1	PLATE AS					
	2	1353887	1	PLATE AS					
	3	1353891	1	PLATE AS					
	4	1353895	1	PLATE AS					
	5	9X2038	8	WASHER					
	6	3E8020	8	SCREW-TRUSS HEAD					
	7	7X7877	1	STRIP-EDGING (39 CM)					
	8	5P8502	1	PADLOCK GP					
A		5P8500	1	KEY					
A		8Y6364	1	SLEEVE					

A-NOT PART OF THIS GROUP
M-METRIC PART

F-638729 CP

OPERATOR STATION

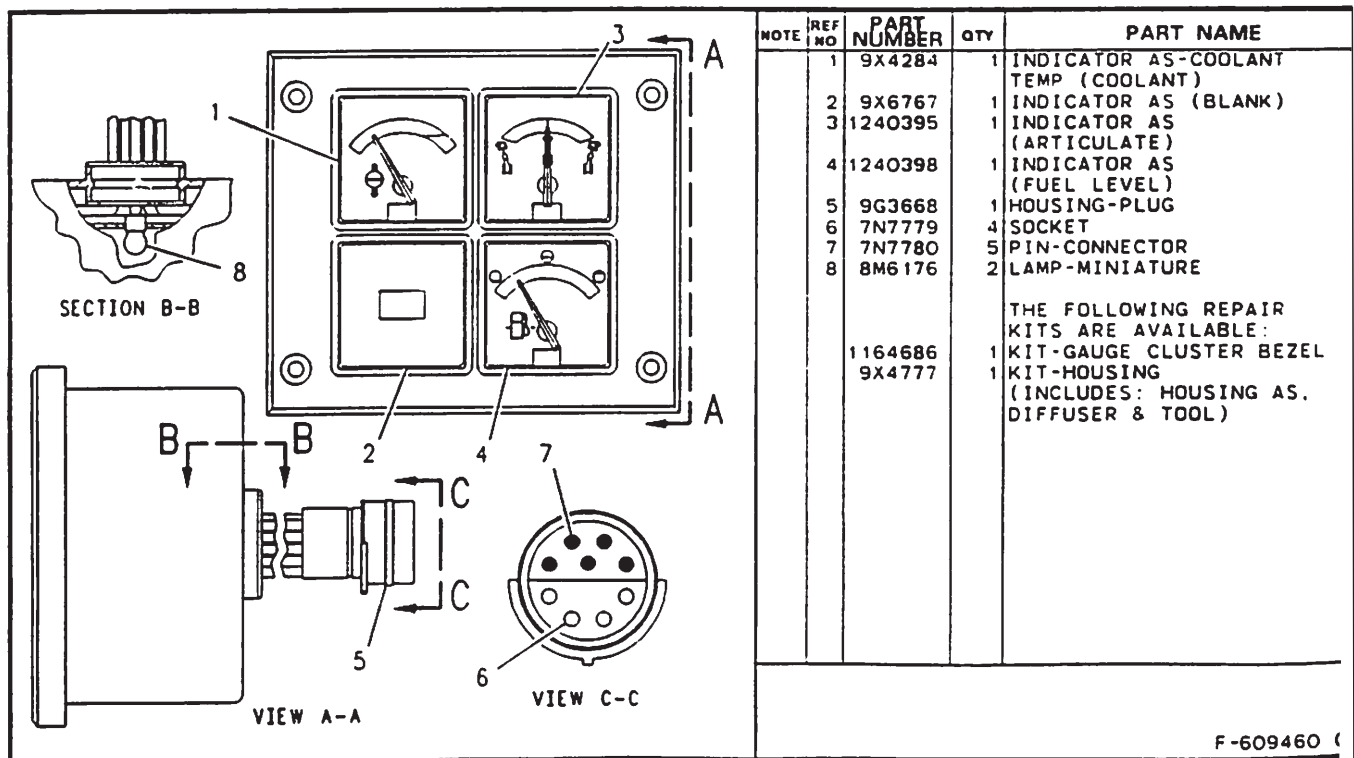
- 2 9X4986 FILTER (380.0MM X 101.6MM)
- 1 7T7358 FILTER-AIR (330MM X 305MM)
- 1 9X8122 PLATE AS
- 1 8R1778 COVER-FILTER
- 4 1129555 SPRING-FILTER

579013 P

7342

8X2925 FILTER GP-CAB AIR

Part Of 8W7645 Air Conditioner Ar, 1027367 Heater Ar-Cab
An Attachment



F-609460 C

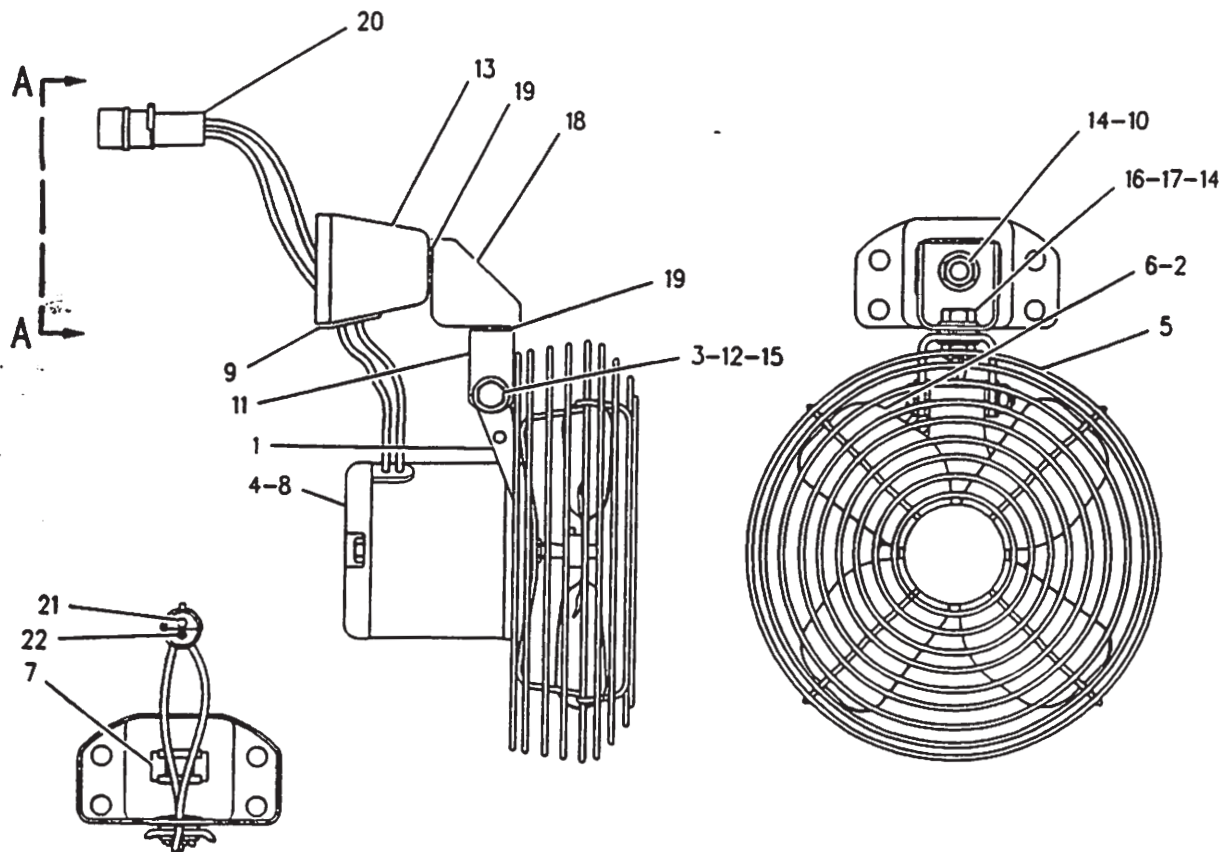
7451

1240384 GAUGE GP

Cluster

Part Of 8W7310 Panel-Instrument

OPERATOR STATION

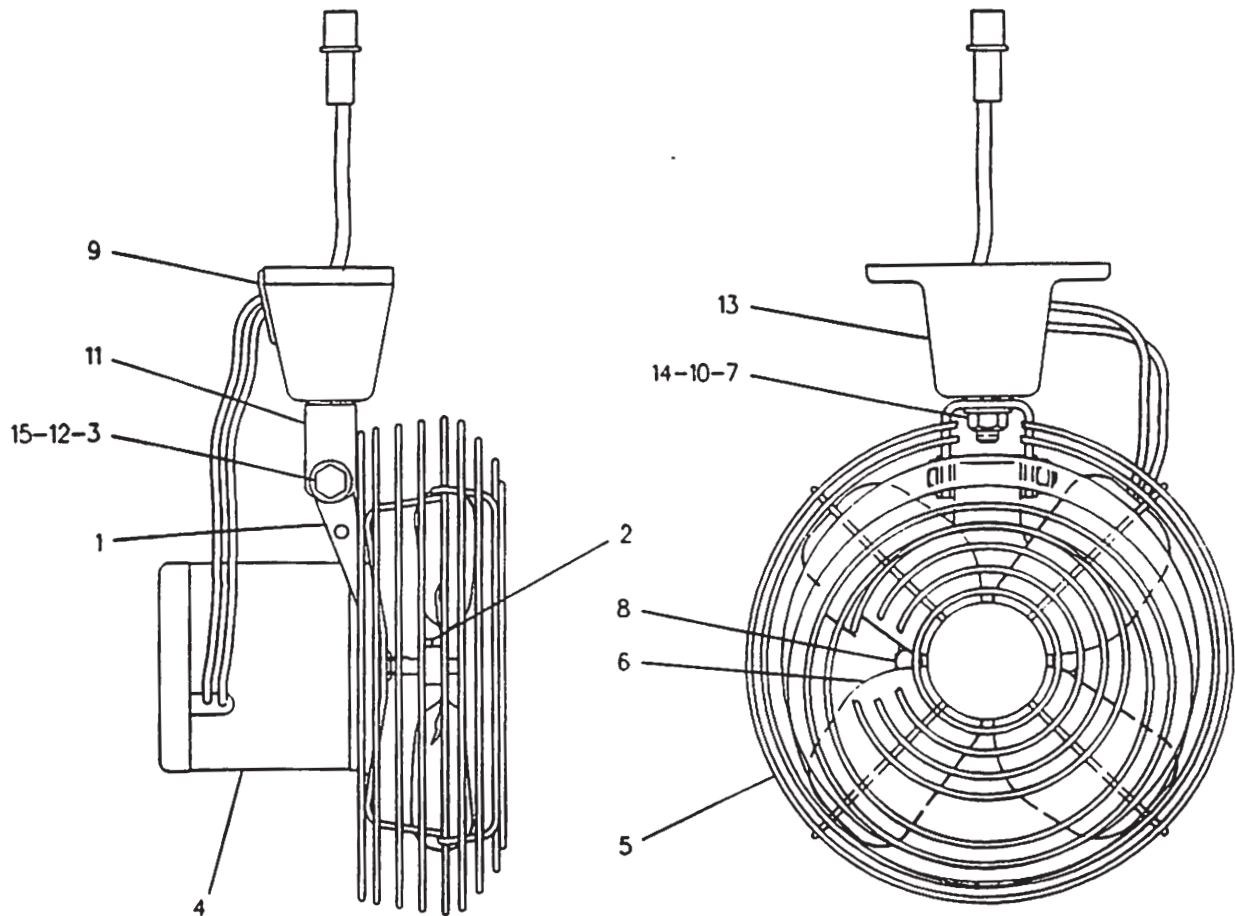


VIEW A-A

NOTE	REF NO	PART NUMBER	QTY	PART NAME	NOTE	REF NO	PART NUMBER	QTY	PART NAME
	1	6G5987	1	BRACKET					
	2	7L8316	1	SETSCREW-SOCKET					
	3	1B2713	1	BOLT					
	4	9X0343	1	MOTOR AS-CCW					
		7N7779	1	SOCKET					
		7N7780	1	PIN-CONNECTOR (BLADE)					
		7N9737	1	HOUSING-PLUG					
	5	3D8749	1	GUARD					
	6	3D8748	1	FAN AS					
	7	7T0582	1	BOLT					
	8	1M1230	2	NUT & LOCK AS					
	9	3T6774	1	GROMMET					
	10	3D8752	1	LOCKNUT					
	11	3D8747	1	BRACKET					
	12	5P0537	4	WASHER					
	13	9X9689	1	BASE-FAN					
	14	9M1974	3	WASHER-HARD					
	15	2D6235	1	LOCKNUT					
	16	314155	1	LOCKNUT					
	17	4M0061	1	BOLT					
	18	1351979	1	BRACKET					
	19	9T5241	2	WASHER					
	20	7N9737	1	HOUSING-PLUG					
	21	7N7779	1	SOCKET					
	22	7N7780	1	PIN-CONNECTOR					

F-676743 CP

OPERATOR STATION



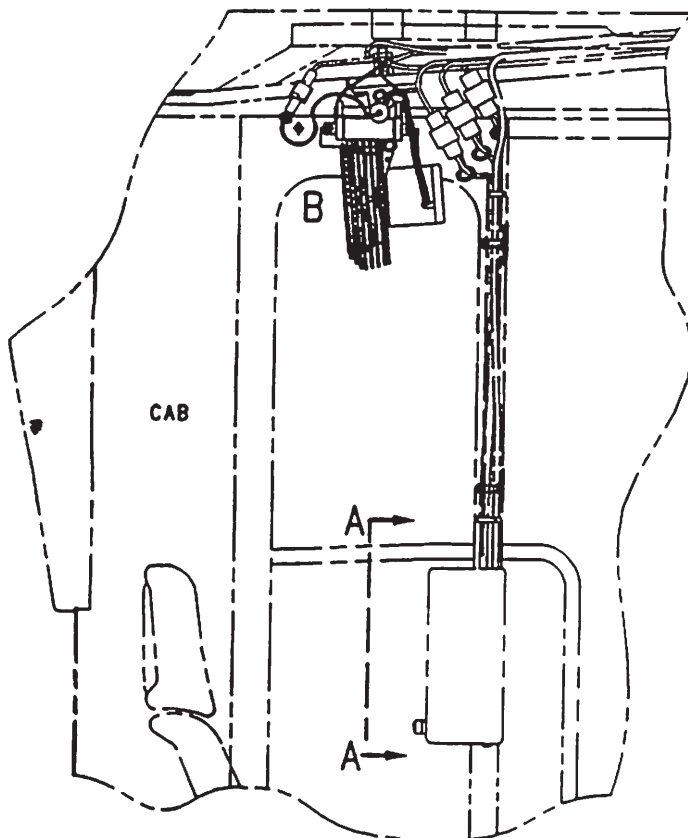
NOTE	REF NO	PART NUMBER	QTY	PART NAME	NOTE	REF NO	PART NUMBER	QTY	PART NAME
	1	6G5987	1	BRACKET					
	2	7L8316	1	SETSCREW-SOCKET					
	3	1B2713	1	BOLT					
	4	9X0343	1	MOTOR AS-CCW					
		7N7779	1	SOCKET					
		7N7780	1	PIN-CONNECTOR					
		7N9737	1	HOUSING-PLUG					
	5	3D8749	1	GUARD					
	6	3D8748	1	FAN AS					
	7	7T0582	1	BOLT					
	8	1M1230	2	NUT & LOCK AS					
	9	3T6774	1	GROMMET					
	10	3D8752	1	LOCKNUT					
	11	3D8747	1	BRACKET					
	12	5P0537	4	WASHER					
	13	9X9689	1	BASE-FAN					
	14	9M1974	2	WASHER-HARD					
	15	2D6235	1	LOCKNUT					

F-54432

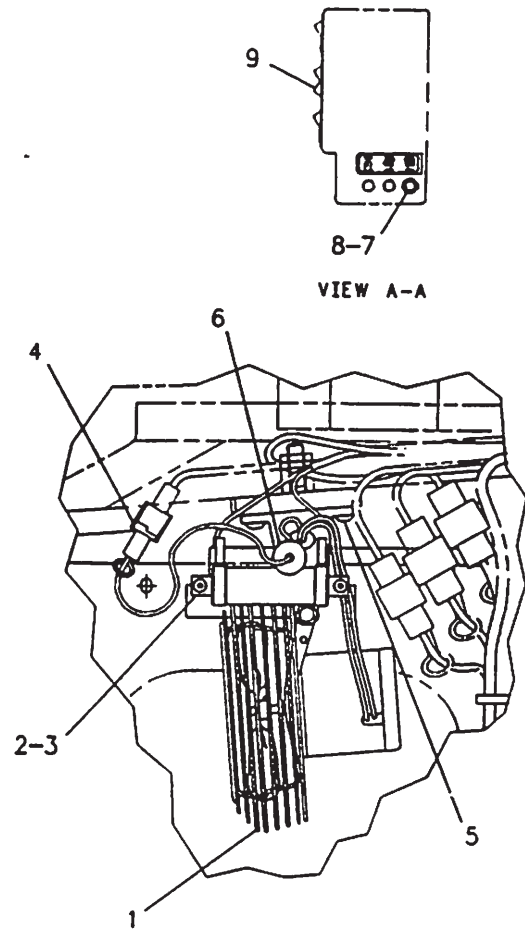
7316

9X9657 FAN GP-DEFROSTING
Part Of 8X2245, 8X2290 Fans-Defrosting
An Attachment

OPERATOR STATION



RIGHT SIDE VIEW



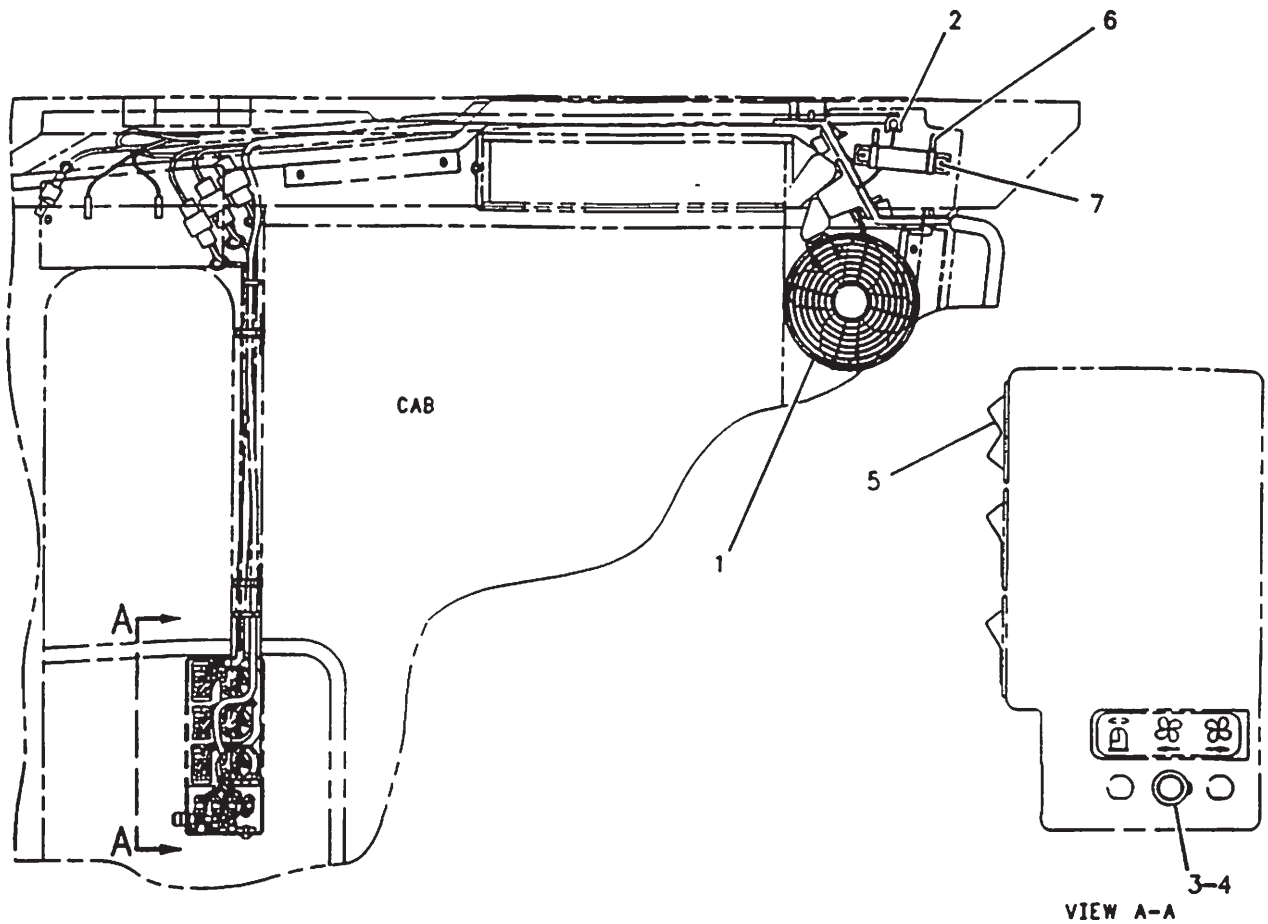
VIEW OF AREA B

NOTE	REF NO	PART NUMBER	QTY	PART NAME	NOTE	REF NO	PART NUMBER	QTY	PART NAME
Y	1	9X9657	1	FAN GP-DEFROSTING					
	2	7T4003	1	RESISTOR					
M	3	9X1046	2	SCREW					
	4	9G2264	1	CLIP-CONNECTOR					
M	5	9X2045	4	SCREW-TRUSS HEAD					
	6	5P8525	1	GROMMET					
	7	3K8782	1	FUSE					
	8	4K5122	2	HOLDER AS-FUSE					
		7N2867	1	CAP-FUSE HOLDER					
	9	9X9638	1	SWITCH AS-ROCKER (DEFROSTER)					
		3E8821	1	ACTUATOR-ROCKER					
		3E8825	1	LAMP-MINIATURE					
		3E9330	1	SWITCH AS (ON/OFF)					

M-METRIC PART
Y-SEPARATE ILLUSTRATION

F-578845 EP

OPERATOR STATION



RIGHT SIDE VIEW

NOTE	REF NO	PART NUMBER	QTY	PART NAME	NOTE	REF NO	PART NUMBER	QTY	PART NAME
CY	1	1351978	1	FAN GP-DEFROSTING					
	2	9G2264	1	CLIP-CONNECTOR					
	3	3K8782	1	FUSE					
	4	4K5122	1	HOLDER AS-FUSE					
		7N2867	1	CAP-FUSE HOLDER					
	5	9X9638	1	SWITCH AS-ROCKER (DEFROSTER)					
		3E8821	1	ACTUATOR-ROCKER					
M		3E8825	1	LAMP-MINIATURE					
		3E9330	1	SWITCH AS (ON/OFF)					
	6	7T4003	1	RESISTOR					
	7	9X1046	2	SCREW (M4X0.7X18MM)					

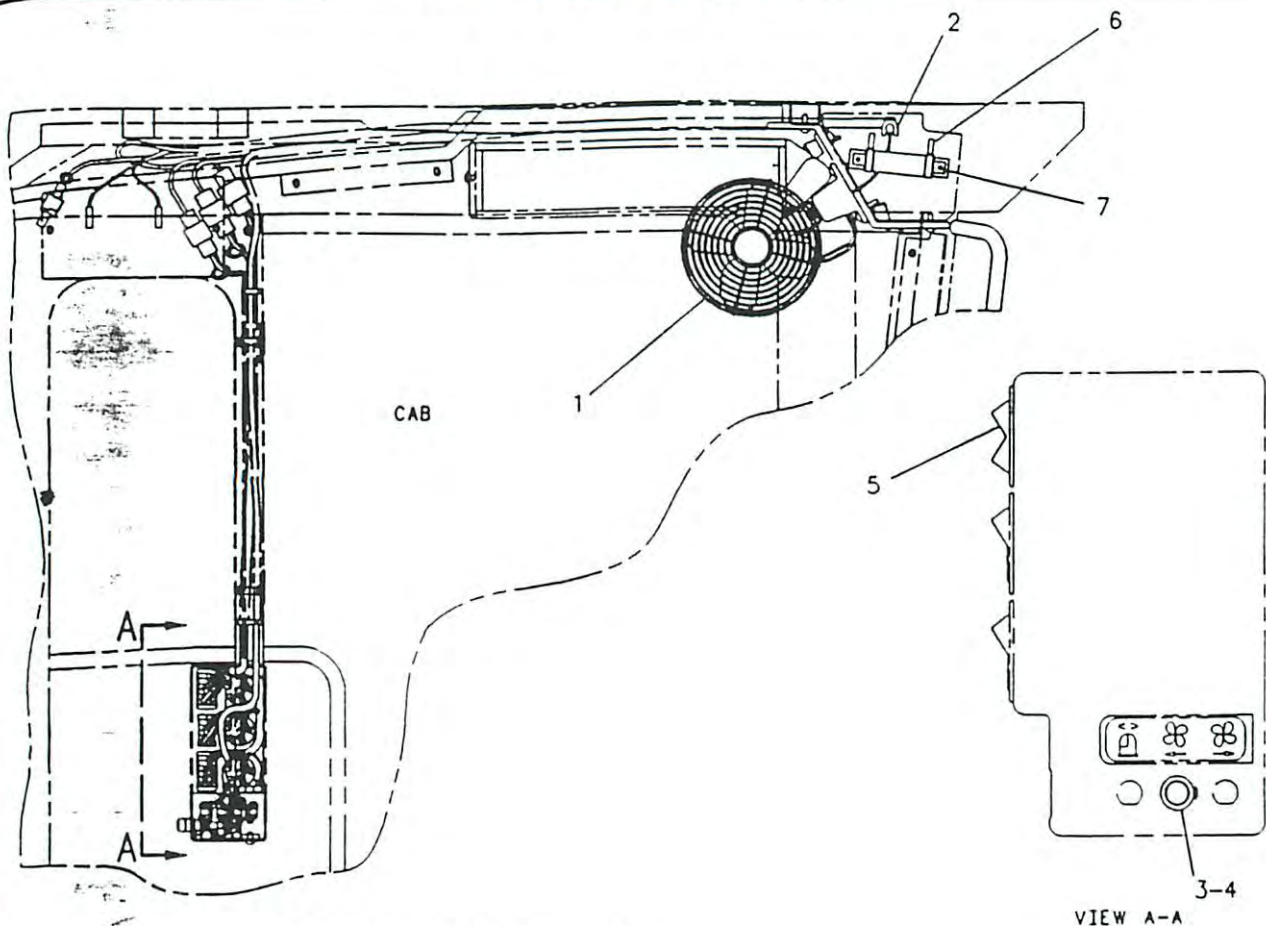
C-CHANGE FROM PREVIOUS TYPE
M-METRIC PART
Y-SEPARATE ILLUSTRATION

F-676740

7316

8X2245 FAN GP-DEFROSTING
Type 2, 1351978-Page 403
An Attachment

OPERATOR STATION




RIGHT SIDE VIEW

NOTE	REF NO	PART NUMBER	QTY	PART NAME	NOTE	REF NO	PART NUMBER	QTY	PART NAME
Y	1	9X9657	1	FAN GP-DEFROSTING					
	2	9G2264	1	CLIP-CONNECTOR					
	3	3K8782	1	FUSE					
	4	4K5122	1	HOLDER AS-FUSE					
		7N2867	1	CAP-FUSE HOLDER					
	5	9X9638	1	SWITCH AS-ROCKER (DEFROSTER)					
		3E8821	1	ACTUATOR-ROCKER					
M		3E8825	1	LAMP-MINIATURE					
		3E9330	1	SWITCH AS (ON/OFF)					
	6	7T4003	1	RESISTOR					
	7	9X1046	2	SCREW					

M-METRIC PART
Y-SEPARATE ILLUSTRATION

F-600479 CP

OPERATOR STATION

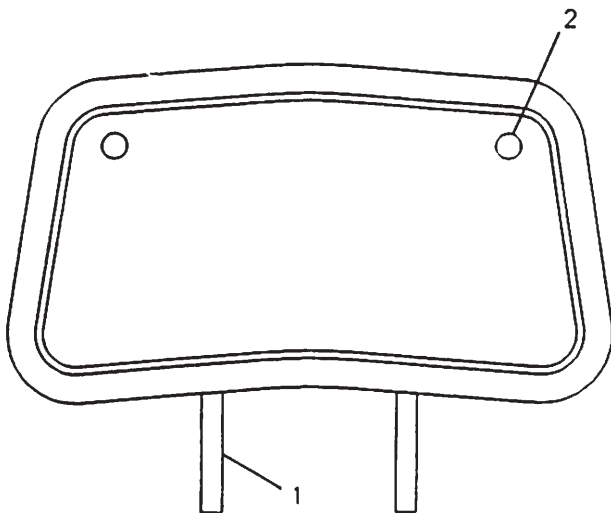


NOTE	REF NO	PART NUMBER	QTY	PART NAME
	1	8Y5877	1	PAN AS-EXTENSION
	2	8Y5947	2	FASTENER
		8Y5943	1	THE FOLLOWING REPAIR KIT IS AVAILABLE: KIT-CUSHION (INCLUDES CUSHION AS AND FASTENERS)

F-536001 E

7312

8Y5874 EXTENSION GP-BACKREST
Part Of 1129104 Seat-Suspension
An Attachment



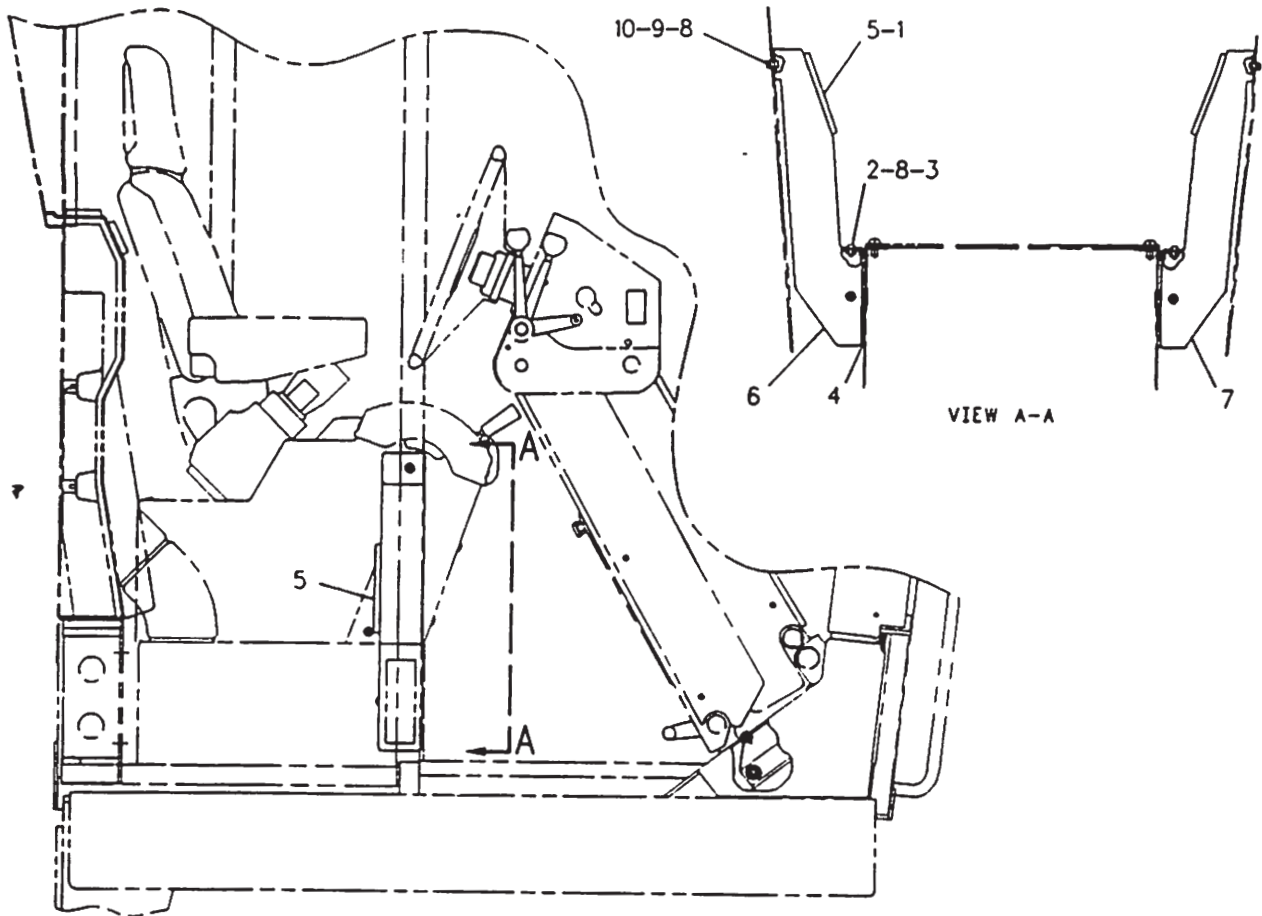
NOTE	REF NO	PART NUMBER	QTY	PART NAME
J	1	8Y5877	1	PAN AS-EXTENSION
	2	8Y5947	2	FASTENER
		8Y5960	1	THE FOLLOWING REPAIR KIT IS AVAILABLE: KIT-CUSHION (INCLUDES PART MARKED J)

F-541318 E

7321

8Y5959 EXTENSION GP-BACKREST
Part Of 1129105 Seat-Suspension
An Attachment

OPERATOR STATION



RIGHT SIDE VIEW

NOTE	REF NO	PART NUMBER	QTY	PART NAME	NOTE	REF NO	PART NUMBER	QTY	PART NAME
	1	1042091	8	SCREW-FLAT HEAD					
	2	1064496	6	BRACKET AS (EACH INCLUDES)					
M	3	6V9632	1	NUT-WELD					
	4	8X5102	2	SEAL					
	5	8Y6388	4	LOUVER AS					
	6	1228155	1	DUCT					
	7	1228154	1	DUCT					
M	8	9X2043	9	SCREW-TRUSS HEAD					
	9	8T4205	2	WASHER-HARC					
M	10	5C2890	2	NUT					

M-METRIC PART

F-597830 CP

7304

715015 DUCT GP

Part Of 8W7645 Air Conditioner Ar, 1027367 Heater Ar-Cab
An Attachment

OPERATOR STATION

RIGHT SIDE VIEW

This diagram illustrates the right side view of the operator station. It shows the operator's seat, the control panel with various switches and indicators, and the overall structure of the station. Three specific components are labeled with numbers and leader lines:

- 1**: Points to the upper part of the seat or backrest.
- 2**: Points to a control panel or display unit on the right side.
- 3**: Points to a control panel or display unit on the left side.

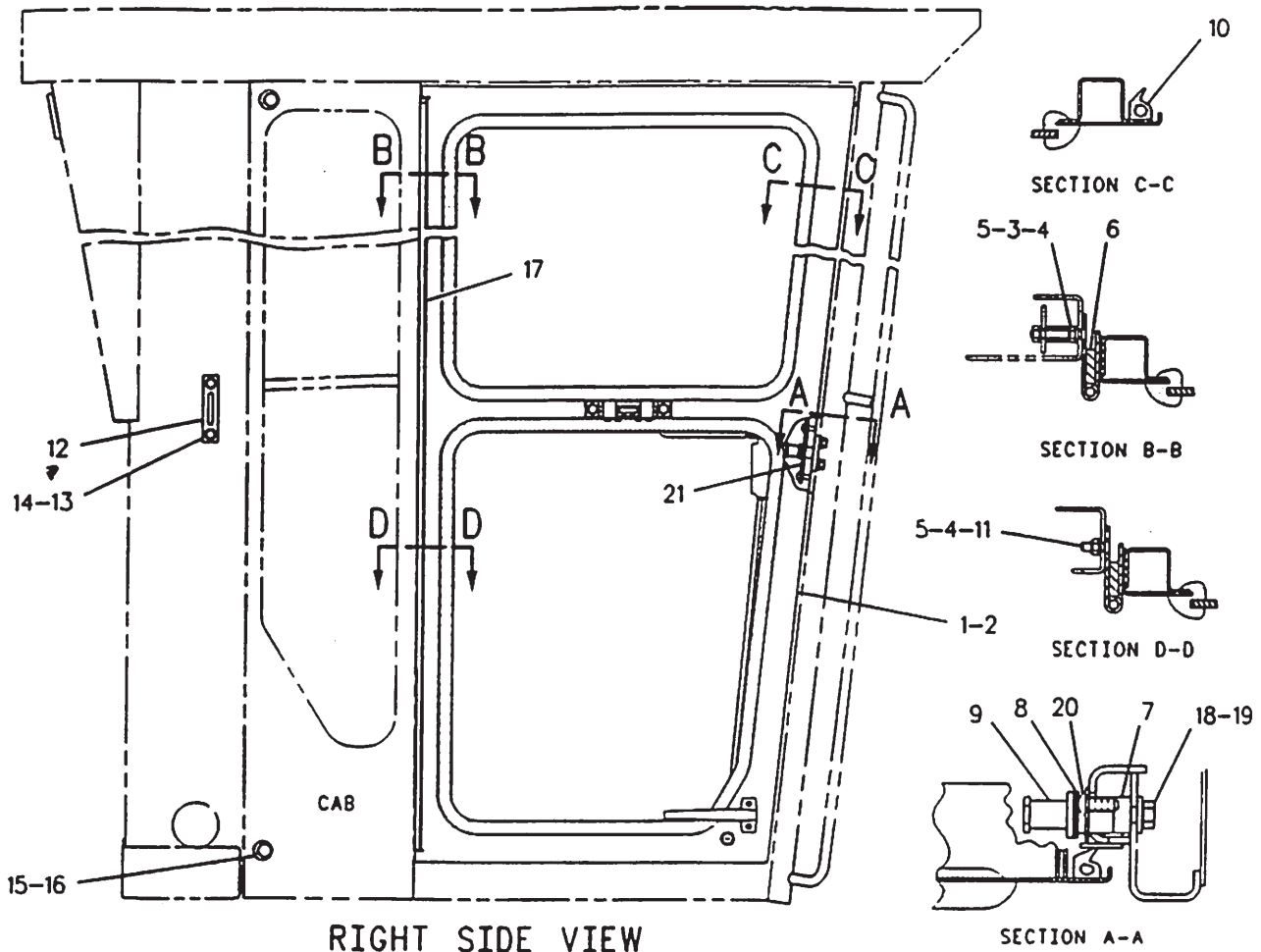
NOTE	REF NO	PART NUMBER	QTY	PART NAME	NOTE	REF NO	PART NUMBER	QTY	PART NAME
M	1	1393595	1	PANEL AS					
		7K4201	2	NUT-SPEED					
		8S7566	4	RIVET-POP					
	2	8Y6388	6	LOUVER AS					
	3	9X2043	2	SCREW-TRUSS HEAD					

F -694999

Part Of 8W7645 Air Conditioner Ar, 1027367 Heater Ar-Cab

An Attachment

OPERATOR STATION



RIGHT SIDE VIEW

SECTION A-A

NOTE	REF NO	PART NUMBER	QTY	PART NAME	NOTE	REF NO	PART NUMBER	QTY	PART NAME
Y	1	8X4526	1	DOOR GP (LH)					
Y	2	8X4525	1	DOOR GP (RH)					
M	3	7X0847	2	SCREW-MACHINE FLAT HEAD					
M	4	1293178	28	LOCKNUT					
	5	9X8256	28	WASHER					
DB	6	6V5163		SEAL					
	7	1248843	2	PLATE AS					
B	8	4J3915	8	SHIM (1.52MM THK)					
	9	6V5158	2	STRIKER AS-BODY					
DB	10	8T4156		SEAL					
M	11	8C8454	26	SCREW-MACHINE FLAT HEAD					
	12	1076813	2	PLATE AS					
	13	8T4121	4	WASHER					
M	14	8T4195	4	BOLT					
M	15	8T4133	4	NUT					
	16	1066553	4	BUMPER-CONICAL					
BD	17	5P5969		SEAL					
	18	5M3062	4	BOLT (3/8-16X.750IN)					
	19	5P1075	4	WASHER-HARD					
M	20	9X2045	4	SCREW-TRUSS HEAD (M6X1X20MM)					
	21	1264966	2	PLATE					

B-USE AS REQUIRED
D-ORDER BY THE METER
M-METRIC PART

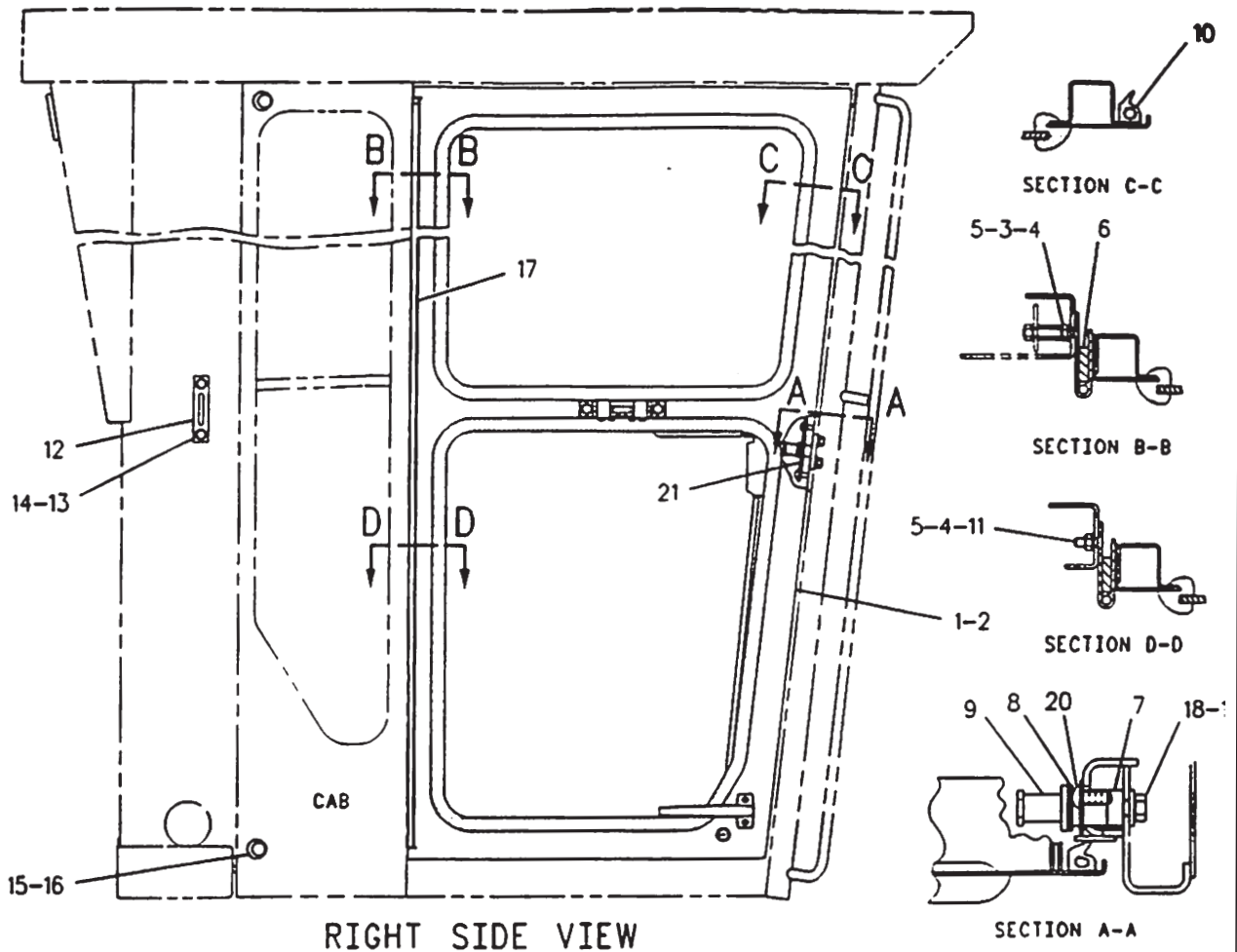
Y-SEPARATE ILLUSTRATION

F-634596 CP

7308

8X4527 DOOR GP-CAB
8X4525-Page 392, 8X4526-Page 394
Part Of 8X2241 ROPS

OPERATOR STATION



RIGHT SIDE VIEW

NOTE	REF NO	PART NUMBER	QTY	PART NAME	NOTE	REF NO	PART NUMBER	QTY	PART NAME
Y	1	8X4317	1	DOOR GP (RH)					
Y	2	8X4318	1	DOOR GP (LH)					
M	3	1384054	5	SCREW-FLAT HEAD					
M	4	1293178	35	LOCKNUT					
	5	9X8256	35	WASHER (2MM THK)					
BD	6	6V5163		SEAL					
BD	7	5P5969		SEAL					
B	8	4J3915	8	SHIM (1.52MM THK)					
	9	6V5158	2	STRIKER AS-BODY					
BD	10	8T4156		SEAL					
M	11	8C8454	27	SCREW-MACHINE FLAT HEAD					
	12	1076813	2	PLATE AS					
	13	8T4121	4	WASHER					
M	14	8T4195	4	BOLT					
M	15	8T4133	4	NUT					
	16	1066553	4	BUMPER-CONICAL					
	17	1248843	2	PLATE AS					
	18	5M3062	4	BOLT					
	19	5P1075	4	WASHER-HARD (3MM THK)					
M	20	9X2045	4	SCREW-TRUSS HEAD					
	21	1264966	2	PLATE					

B-USE AS REQUIRED
D-ORDER BY THE METER
M-METRIC PART

Y-SEPARATE ILLUSTRATION

F-688912

7308

8X4413 DOOR GP-CAB
8X4317-Page 388, 8X4318-Page 390
Part Of 8X2243 ROPS, 1254343 Cab
An Attachment

OPERATOR STATION

NOTE	REF NO	PART NUMBER	QTY	PART NAME	NOTE	REF NO	PART NUMBER	QTY	PART NAME
		1 8X4076	1	DOOR AS-LH					
M		6V9632	8	NUT-WELD (M6X1 THD)					
M		8T3490	2	NUT-WELD (M10X1.5-6H THD)					
	2	8X4446	1	GLASS					
	3	1079641	1	PLATE AS					
M	4	8T4181	10	BOLT (M6X1.0X20MM)					
	5	9X8256	6	WASHER (2MM THK)					
	6	8Y4399	1	LATCH AS-DOOR					
	7	6V7636	4	PIN AS-SPRING					
	8	8Y4398	1	LINK-CONNECTING					
M	9	9X2546	4	BOLT-HEX HEAD (M6X1X20MM)					
	10	8Y4401	1	HANDLE AS-INSIDE					
	11	8X4244	1	COVER-LH					
M	12	9X2042	7	SCREW-TRUSS HEAD (M6X1X12MM)					
	13	8X4263	1	COVER-LH					
	14	8X4245	1	BOSS					
	15	8Y4620	1	LINK-CONNECTING					
	16	1H3338	1	LOCKWASHER (6.64MM ID)					
	17	5T7486	1	RETAINER-SPRING					
J	18	8Y4801	1	LOCK AS-CYLINDER					
	19	8Y4619	1	HANDLE AS					
	20	8X4448	1	GLASS					
	21	8X4086	1	HINGE					
	22	6D6581	14	RIVET-POP					
	23	5T2998	1	HANDHOLD					
DB	24	5P5768	1	SEAL					
	25	1085949	1	LATCH AS-LH					
M	26	8T4137	2	BOLT (M10X1.50X20MM)					
	27	8T4121	2	WASHER (2.5MM THK)					
	28	1085953	1	LINK					
	29	1085951	1	LINK-TAG-LH					
	30	1280037	1	KNOB-BALL					
	31	1149190	1	SEAL					
DB	32	5P5969	1	SEAL					
	33	6V2773	2	PLUG					

J-REQUIRES 5P8500 KEY
 B-USE AS REQUIRED
 D-ORDER BY THE METER
 M-METRIC PART

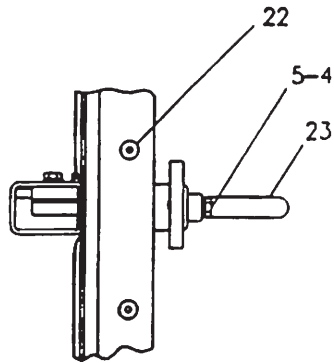
656439 CP

7308

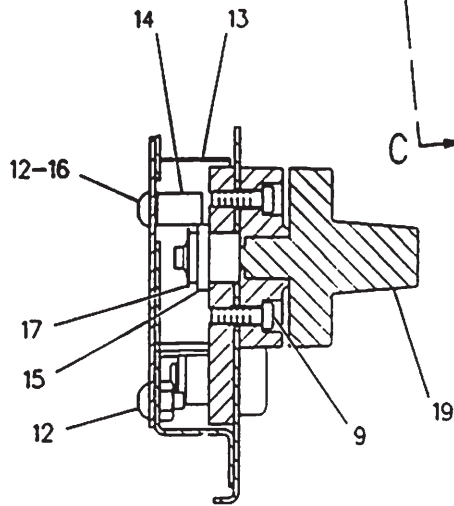
8X4526 DOOR GP
 (LH)

Part Of 8X4527 Door-Cab

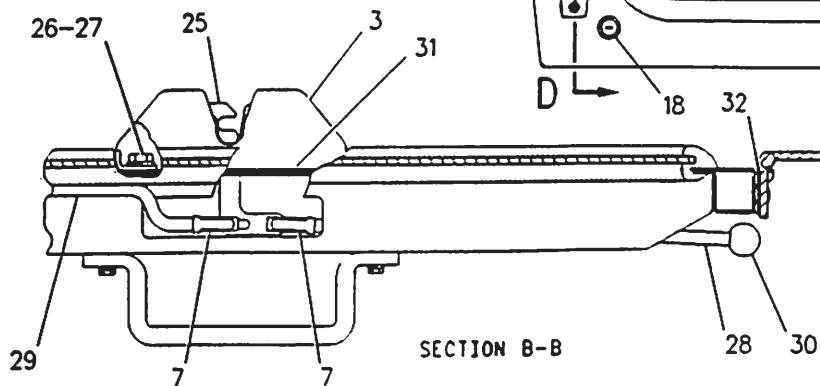
OPERATOR STATION



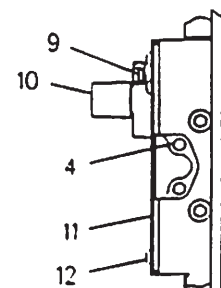
VIEW A-A



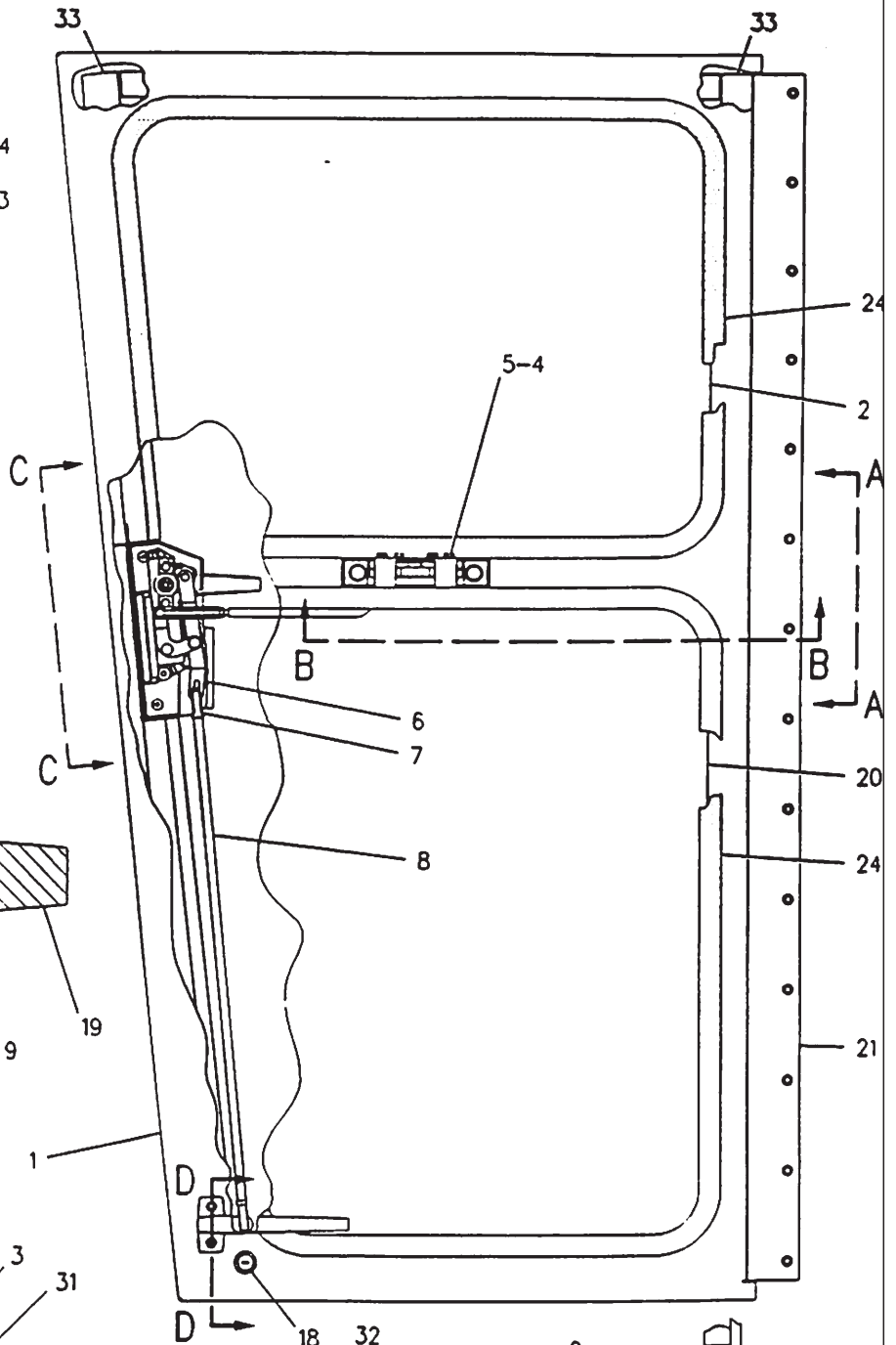
SECTION D-D



SECTION B-B



VIEW C-C



F-615701

OPERATOR STATION

NOTE	REF NO	PART NUMBER	QTY	PART NAME	NOTE	REF NO	PART NUMBER	QTY	PART NAME
M	1	8X4075	1	DOOR AS-RH					
M		6V9632	8	NUT-WELD (M6X1 THD)					
		8T3490	2	NUT-WELD (M10X1.5-6H THD)					
	2	8X4446	1	GLASS					
	3	1079641	1	PLATE AS					
M	4	8T4181	10	BOLT (M6X1.0X20MM)					
	5	9X8256	6	WASHER (2MM THK)					
	6	8Y4400	1	LATCH AS-DOOR					
	7	6V7636	4	PIN AS-SPRING					
	8	8Y4398	1	LINK-CONNECTING					
M	9	9X2546	4	BOLT-HEX HEAD (M6X1X20MM)					
	10	8Y4401	1	HANDLE AS-INSIDE					
	11	8X4243	1	COVER-RH					
M	12	9X2042	7	SCREW-TRUSS HEAD (M6X1X12MM)					
	13	8X4262	1	COVER-RH					
	14	8X4245	1	BOSS					
	15	8Y4620	1	LINK-CONNECTING					
	16	1H3338	1	LOCKWASHER (6.64MM ID)					
	17	5T7486	1	RETAINER-SPRING					
J	18	8Y4801	1	LOCK AS-CYLINDER					
	19	8Y4619	1	HANDLE AS					
	20	8X4448	1	GLASS					
	21	8X4066	1	HINGE					
	22	6D6581	14	RIVET-POP					
	23	5T2998	1	HANDHOLD					
DB	24	5P5768		SEAL					
	25	1085950	1	LATCH AS-RH					
M	26	8T4137	2	BOLT (M10X1.50X20MM)					
	27	8T4121	2	WASHER (2.5MM THK)					
	28	1085953	1	LINK					
	29	1085952	1	LINK-TAG-RH					
	30	1280037	1	KNOB-BALL					
	31	1149190	1	SEAL					
BD	32	5P5969		SEAL					
	33	6V2773	2	PLUG					

J-REQUIRES 5P8500 KEY
 B-USE AS REQUIRED
 D-ORDER BY THE METER
 M-METRIC PART

656433 CP

7308

8X4525 DOOR GP
 (RH)
 Part Of 8X4527 Door-Cab

OPERATOR STATION

33 33

24 2 5-4

A A B B C C

20 24 21

6 7 8

1

18 30 32

28

7 7 25 26-27 31

2

22 5-4 23

VIEW A-A

13 14 12-16 17 15 12 9

SECTION D-D

VIEW C-C

9 10 4 11 12

SECTION B-B

F-615709

8X4525 DOOR GP
(RH)
Part Of 8X4527 Door-Cab

F -6 15709

OPERATOR STATION

NOTE	REF NO	PART NUMBER	QTY	PART NAME	NOTE	REF NO	PART NUMBER	QTY	PART NAME
M	1	8X3937	1	DOOR AS-LH					
M		6V9632	8	NUT-WELD (M6X1 THD)					
		8T3490	2	NUT-WELD (M10X1.5 THD)					
	2	8X3938	1	GLASS					
	3	1079641	1	PLATE AS					
M	4	8T4181	10	BOLT (M6X1.0X20MM)					
	5	9X8256	6	WASHER					
	6	8Y4399	1	LATCH AS-DOOR					
	7	6V7636	4	PIN AS-SPRING					
	8	8Y4398	1	LINK-CONNECTING					
M	9	9X2546	4	BOLT-HEX HEAD					
	10	8Y4401	1	HANDLE AS-INSIDE					
	11	8X4244	1	COVER-LH					
M	12	9X2042	7	SCREW-TRUSS HEAD					
	13	8X4263	1	COVER-LH					
	14	8X4245	1	BOSS					
	15	8Y4620	1	LINK-CONNECTING					
	16	1H3338	1	LOCKWASHER (6.64MM ID)					
	17	5T7486	1	RETAINER-SPRING					
P	18	8Y4801	1	LOCK AS-CYLINDER					
	19	8Y4619	1	HANDLE AS					
	20	8X4448	1	GLASS					
	21	8X3806	1	HINGE					
	22	6D6581	16	RIVET-POP					
	23	5T2998	1	HANDHOLD					
BD	24	5P5768	1	SEAL					
	25	1085949	1	LATCH AS-LH					
M	26	8T4137	2	BOLT (M10X1.50X20MM)					
	27	8T4121	2	WASHER (21MM OD)					
	28	1085953	1	LINK					
	29	1085951	1	LINK-TAG-LH					
	30	1280037	1	KNOB-BALL					
	31	1149190	1	SEAL					
BD	32	5P5969	1	SEAL					
	33	6V2773	2	PLUG					

P-REQUIRES 5P-8500 KEY
 B-USE AS REQUIRED
 D-ORDER BY THE METER
 M-METRIC PART

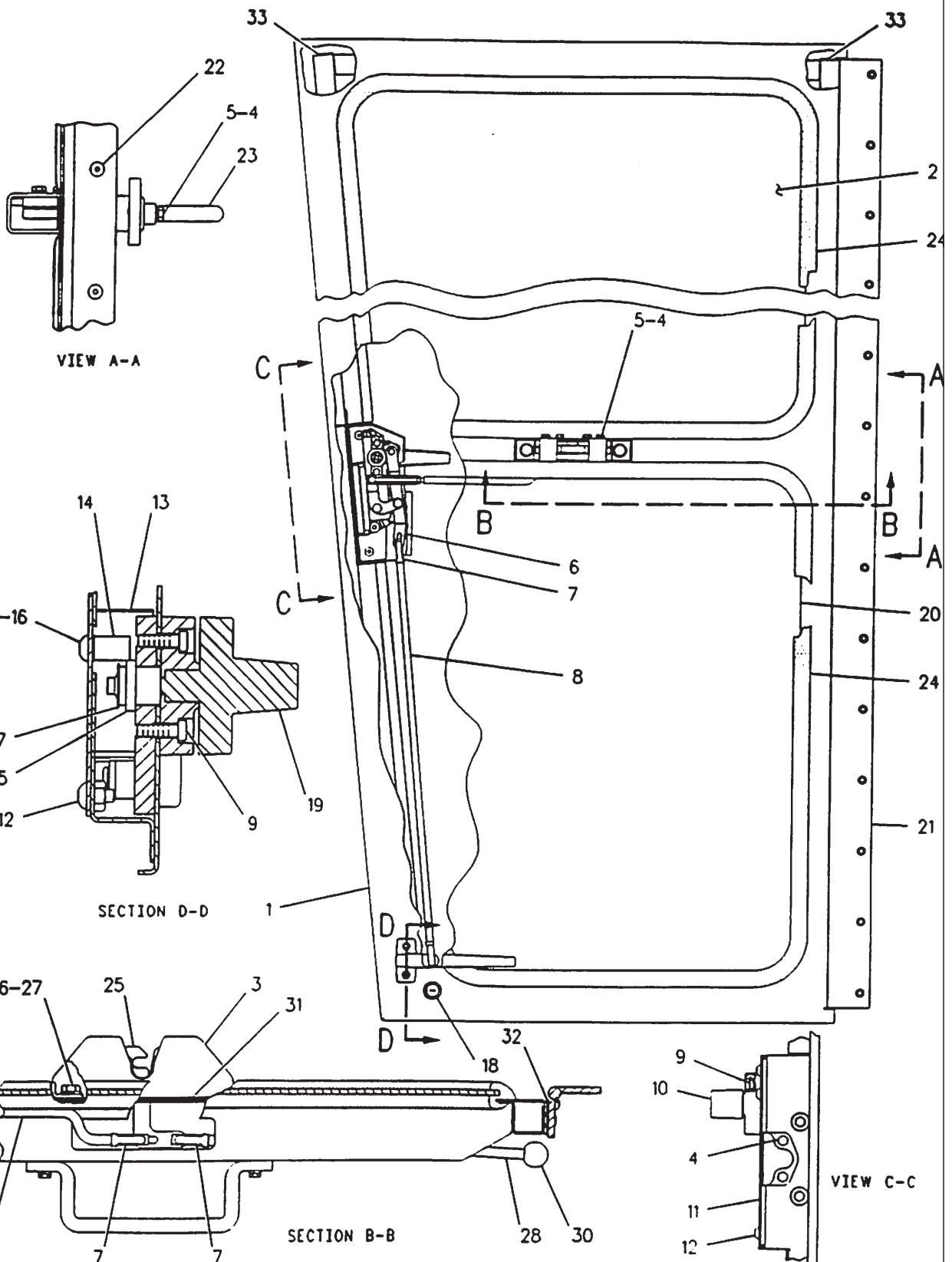
656520 CP

7308

8X4318 DOOR GP
 (LH)

Part Of 8X4413 Door-Cab
 An Attachment

OPERATOR STATION



F-615554

7308

8X4318 DOOR GP
(LH)

Part Of 8X4413 Door-Cab
An Attachment

OPERATOR STATION

NOTE	REF NO	PART NUMBER	QTY	PART NAME	NOTE	REF NO	PART NUMBER	QTY	PART NAME
M	1	8X3936	1	DOOR AS-RH					
		6V9632	8	NUT-WELD (M6X1 THD)					
		8T3490	2	NUT-WELD (M10X1.5 THD)					
M	2	8X3938	1	GLASS					
	3	1079641	1	PLATE AS					
	4	8T4181	10	BOLT (M6X1.0X20MM)					
M	5	9X8256	6	WASHER					
	6	8Y4400	1	LATCH AS-DOOR					
	7	6V7636	4	PIN AS-SPRING					
M	8	8Y4398	1	LINK-CONNECTING					
	9	9X2546	4	BOLT-HEX HEAD					
	10	8Y4401	1	HANDLE AS-INSIDE					
M	11	8X4243	1	COVER-RH					
	12	9X2042	7	SCREW-TRUSS HEAD					
	13	8X4262	1	COVER-RH					
P	14	8X4245	1	BOSS					
	15	8Y4620	1	LINK-CONNECTING					
	16	1H3338	1	LOCKWASHER					
BD	17	5T7486	1	RETAINER-SPRING					
	18	8Y4801	1	LOCK AS-CYLINDER					
	19	8Y4619	1	HANDLE AS					
M	20	8X4448	1	GLASS					
	21	8X3806	1	HINGE					
	22	6D6581	16	RIVET-POP					
BD	23	5T2998	1	HANDHOLD					
	24	5P5768	1	SEAL					
	25	1085950	1	LATCH AS-RH					
M	26	8T4137	2	BOLT (M10X1.50X20MM)					
	27	8T4121	2	WASHER (21MM OD)					
	28	1085953	1	LINK					
BD	29	1085952	1	LINK-TAG-RH					
	30	1280037	1	KNOB-BALL					
	31	1149190	1	SEAL					
	32	5P5969	1	SEAL					
	33	6V2773	2	PLUG					

P-REQUIRES SP5800 KEY
 B-USE AS REQUIRED
 D-ORDER BY THE METER
 M-METRIC PART

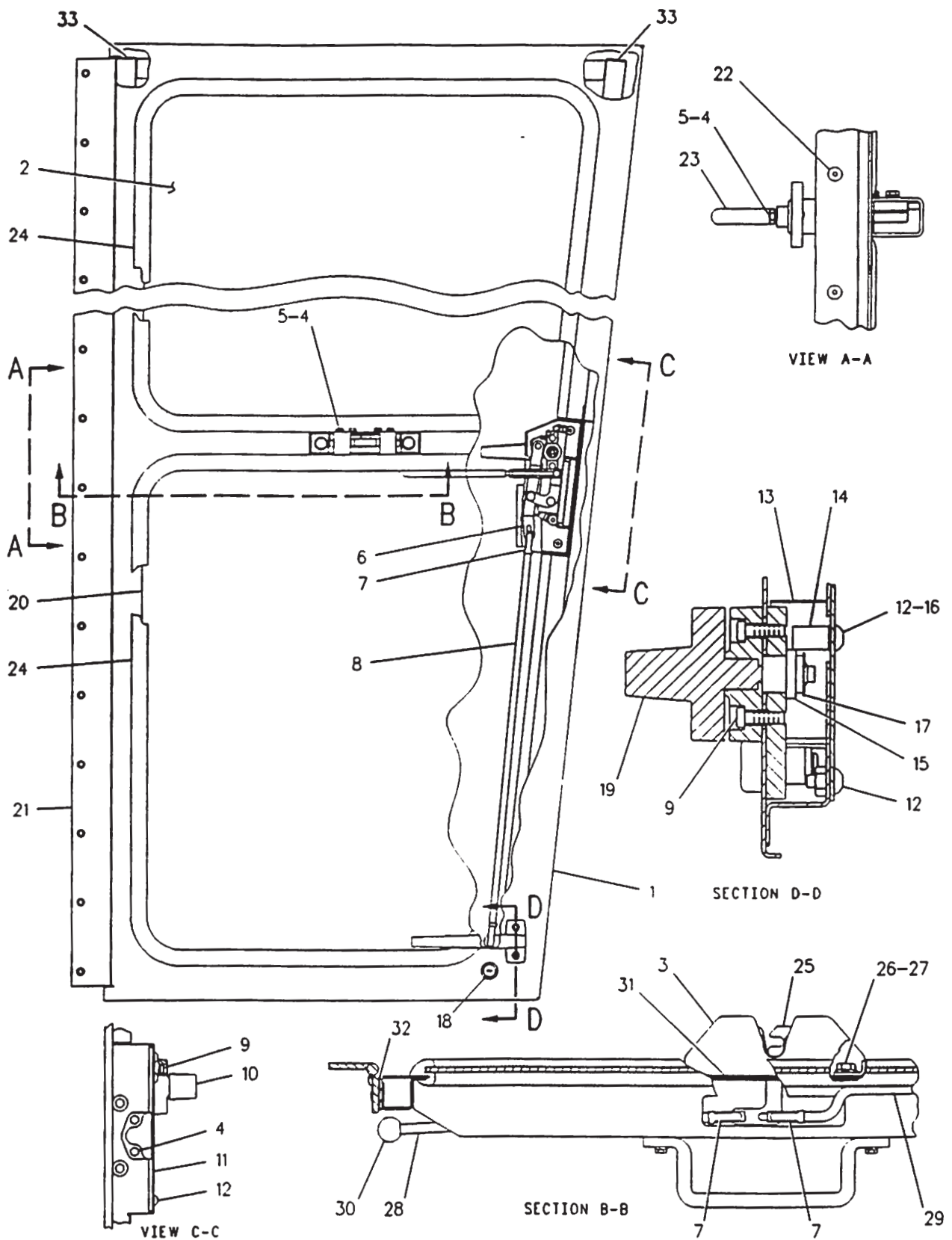
656519 CP

7308

8X4317 DOOR GP
 (RH)

Part Of 8X4413 Door-Cab
 An Attachment

OPERATOR STATION



F-613848 CP

7308

8X4317 DOOR GP
(RH)
Part Of 8X4413 Door-Cab

OPERATOR STATION

	PAGE
1 8X4154 GUARD GP-PLATFORM.....	229
1 1229575 PANEL GP-CAB.....	445

1 5P8502 PADOLCK GP	
1 5P8500 KEY (NOT PART OF THIS GROUP)	
1 8Y6364 SLEEVE (NOT PART OF THIS GROUP)	

699235 P

7153

8W7630 CONVERSION AR-NON-ROPS
An Attachment

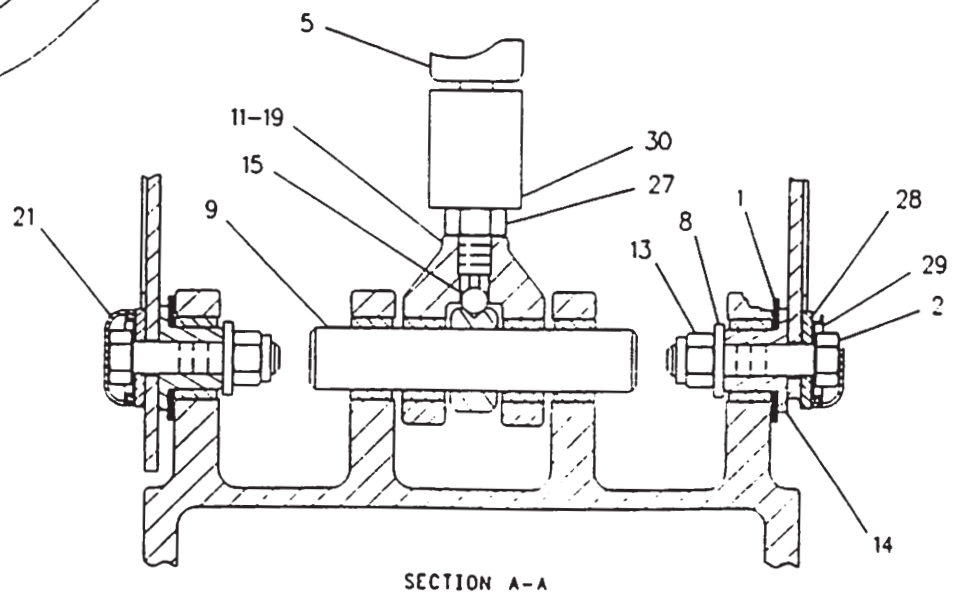
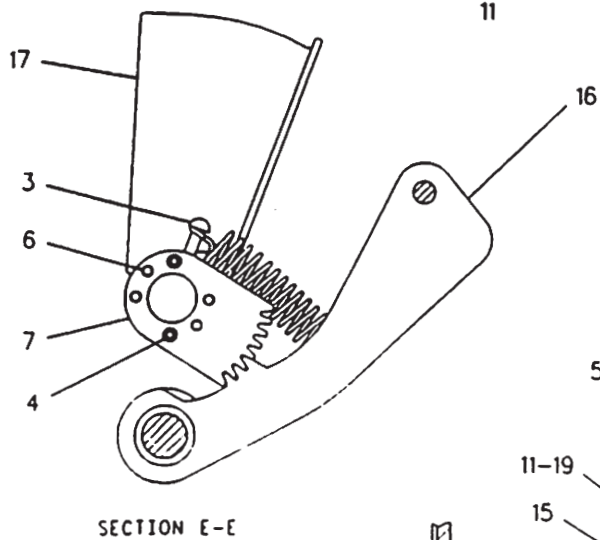
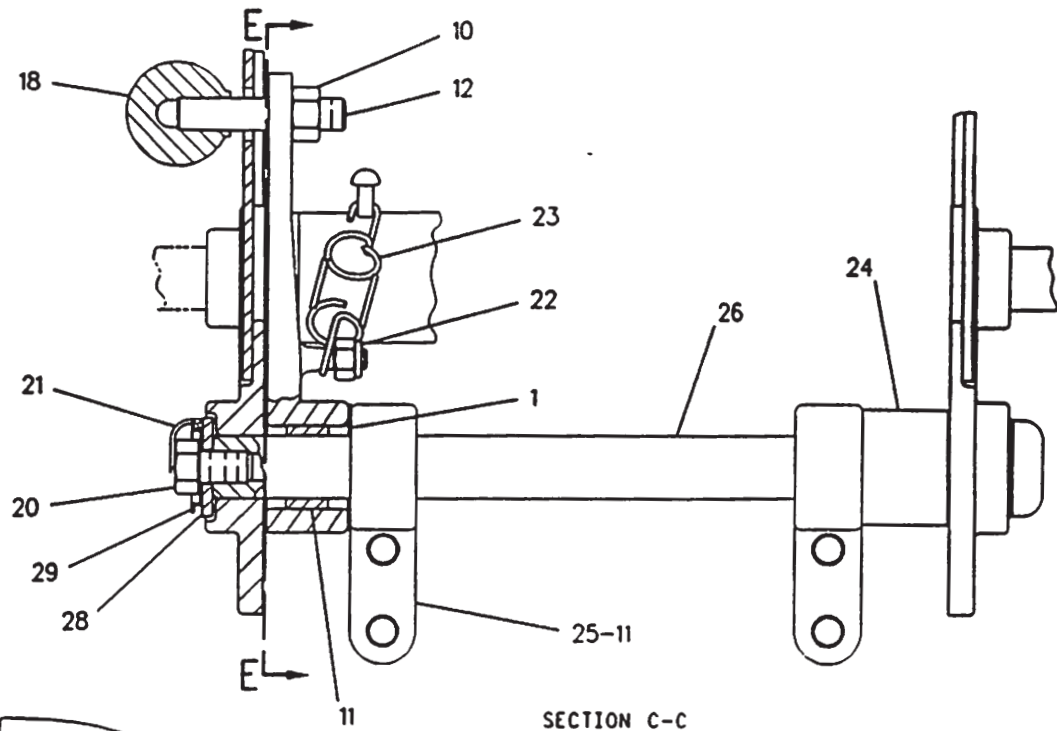
OPERATOR STATION

NOTE	REF NO	PART NUMBER	QTY	PART NAME	NOTE	REF NO	PART NUMBER	QTY	PART NAME
M	1	8D5641	6	BEARING					
	2	5S7383	2	BOLT (3/8-16X1.75IN)					
	3	4B4314	1	RIVET					
	4	8T9006	2	BOLT-SOCKET HEAD					
	5	2A6908	1	CYLINDER					
	6	3F7514	4	PIN					
	7	8X3965	1	RATCHET					
	8	5P1075	2	WASHER-HARD					
	9	8X1914	1	SHAFT					
	10	6V8183	1	NUT-FULL					
	11	2K7979	5	BEARING					
	12	312666	1	ROD					
	13	3K6060	2	LOCKNUT					
	14	8X1913	2	SPACER					
	15	9M5590	1	BALL					
	16	8X2160	1	LEVER					
	17	8X3951	1	PANEL					
	18	5M8500	1	KNOB					
	19	8X5123	1	RETAINER					
	20	5P8167	2	BOLT (3/8-16X.625IN)					
M	21	2G8573	4	CAP					
	22	3E9865	1	LOCKNUT					
	23	3Y2806	1	SPRING					
	24	8X1904	1	SPACER					
	25	6G8814	2	BRACKET					
	26	8X1907	1	SHAFT					
	27	8T4133	1	NUT					
	28	8T2561	4	WASHER					
	29	2G8572	4	WASHER					
	30	8X1915	1	SPACER					

M-METRIC PART

598454

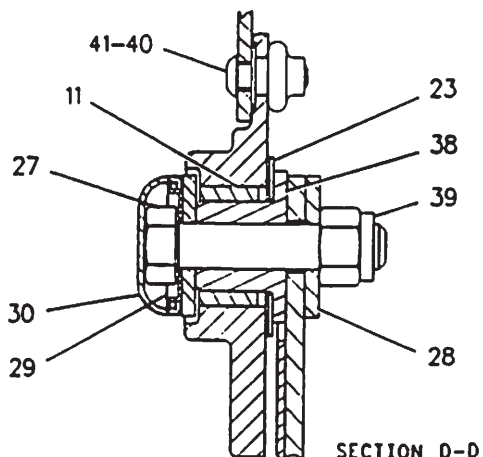
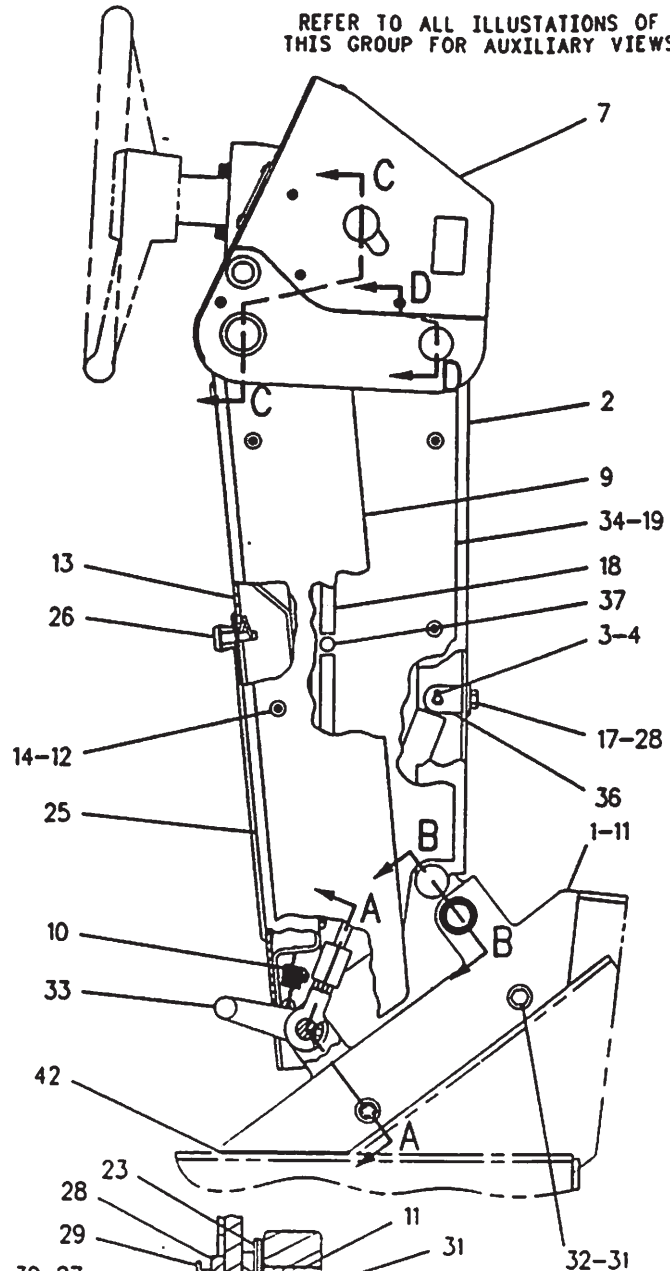
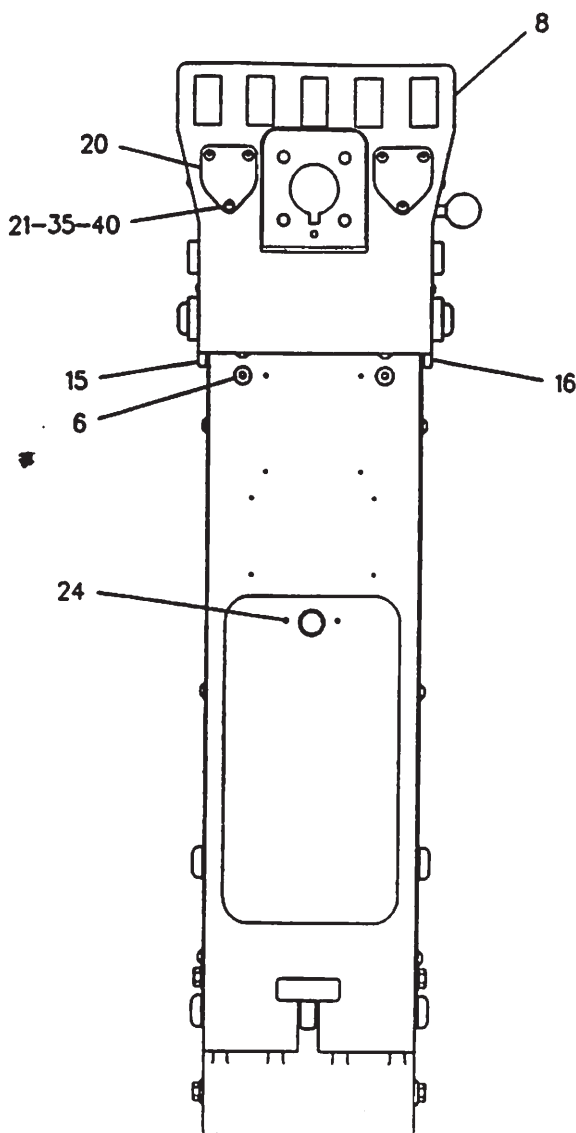
OPERATOR STATION



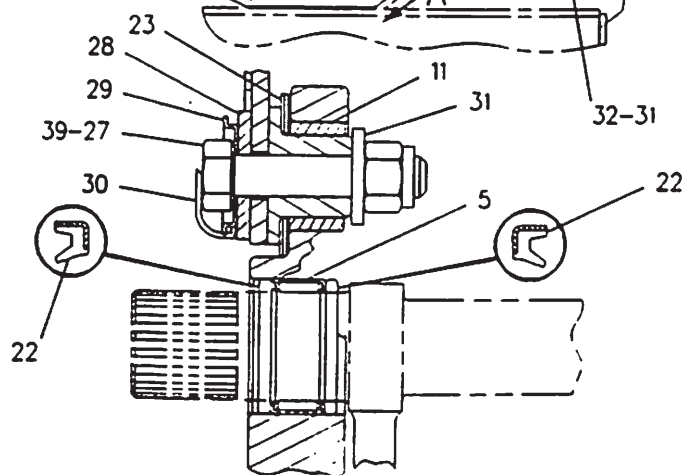
F-598453 CP

OPERATOR STATION

REFER TO ALL ILLUSTRATIONS OF
THIS GROUP FOR AUXILIARY VIEWS



SECTION D-D



SECTION B-B

F-598451 CP

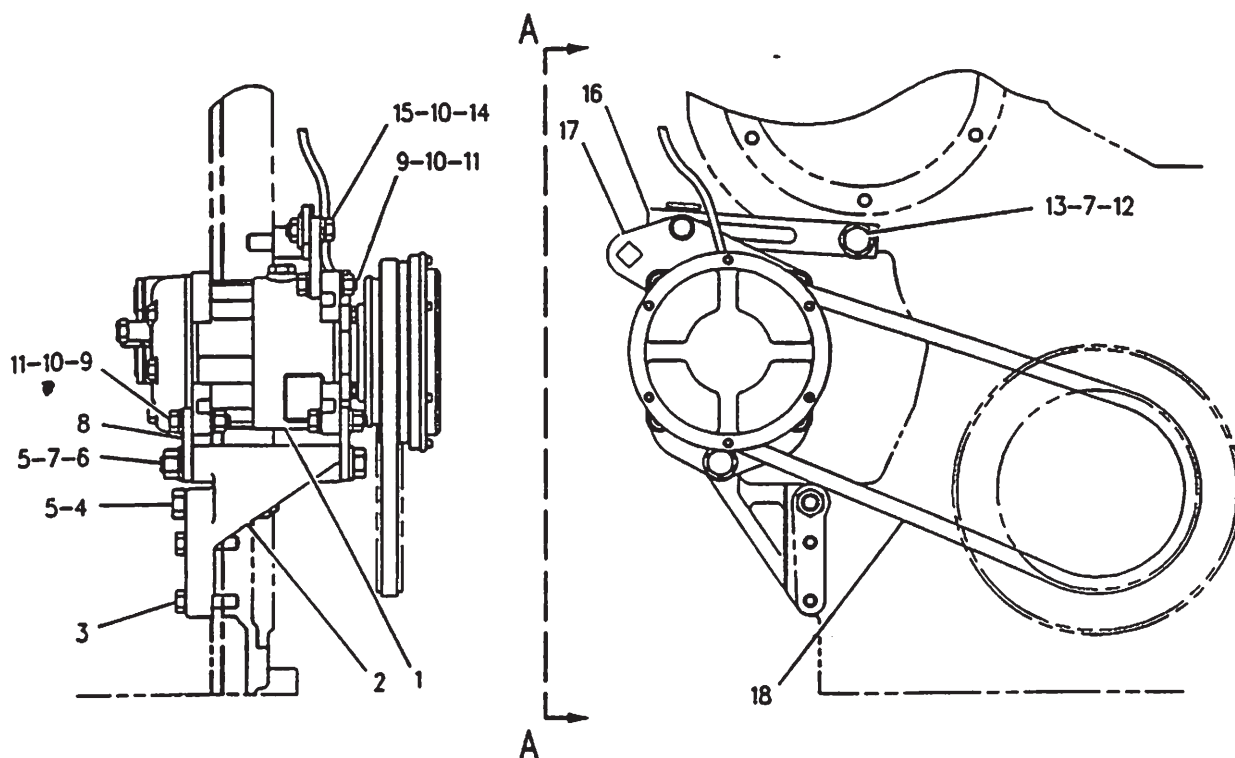
OPERATOR STATION

NOTE	REF NO	PART NUMBER	QTY	PART NAME	NOTE	REF NO	PART NUMBER	QTY	PART NAME
	1	8X1902	1	BASE					
	2	8X1917	1	CHANNEL AS					
M		6V9632	6	NUT-WELD					
		7T1099	2	LINK					
	3	341994	1	PIN					
	4	3B4607	2	COTTER					
	5	2K5830	2	BEARING-NEEDLE					
	6	6J0488	4	SCREW-HEAD					
	7	8X1921	1	HOOD					
	8	8X3789	1	PANEL					
	9	2A7184	2	PLATE					
	10	8C3442	1	SPRING-COIL					
	11	2K7979	8	BEARING					
M	12	9X2042	12	SCREW-TRUSS HEAD					
	13	8X1910	1	CHANNEL AS					
		7T1099	3	LINK					
		3W4871	4	NUT					
M	14	6V9632	8	NUT-WELD (M6X1 THD)					
	15	8X1911	1	PANEL					
	16	8X1908	1	PANEL					
	17	5M3062	1	BOLT (3/8-16X.750IN)					
BD	18	5P5637	1	SEAL					
	19	1231201	1	PLATE					
	20	8D7960	2	PLATE					
	21	966166	6	WASHER-HARD					
	22	8T1174	4	SEAL-LIP					
	23	8D5641	8	BEARING					
	24	8L7905	2	RIVET-POP					
	25	7I4890	1	PLATE AS					
	26	6G2914	1	LATCH					
	27	557383	4	BOLT (3/8-16X1.75IN)					
	28	8T2561	7	WASHER					
	29	2G8572	4	WASHER					
	30	2G8573	4	CAP					
	31	5P1075	6	WASHER-HARD					
	32	4L6454	4	BOLT (3/8-16 X 1.0IN)					
	33	8X2161	1	LEVER					
	34	8X6779	1	PLATE					
M	35	5C8312	6	NUT					
	36	1106241	1	BRACKET					
	37	6D4054	6	FASTENER					
	38	8X1913	4	SPACER					
	39	3K6060	4	LOCKNUT					
M	40	9X1046	16	SCREW					
	41	8X2893	10	NUT					
BD	42	5P5639	1	SEAL					

B-USE AS REQUIRED
D-ORDER BY THE METER
M-METRIC PART

598452 0

OPERATOR STATION



VIEW A-A

FRONT VIEW

NOTE	REF NO	PART NUMBER	QTY	PART NAME	NOTE	REF NO	PART NUMBER	QTY	PART NAME
CY	1	3E1906	1	COMPRESSOR GP-CLUTCH & REFRIG					
	2	7E6460	1	BRACKET					
	3	5S7383	2	BOLT					
	4	8T9389	1	BOLT					
	5	6V8188	2	NUT					
	6	7X0337	1	BOLT					
	7	8T4223	3	WASHER-HARD					
	8	1064127	2	BRACKET					
	9	4L9337	6	BOLT					
	10	8T4896	13	WASHER-HARD					
	11	6V8801	6	NUT					
	12	9F8885	1	SPACER					
	13	8T4835	1	BOLT					
	14	7W4978	1	NUT AS					
	15	8T2502	1	BOLT					
	16	7W4975	1	STRAP					
	17	7C8434	1	BRACKET					
	18	4N7335	1	V-BELT					

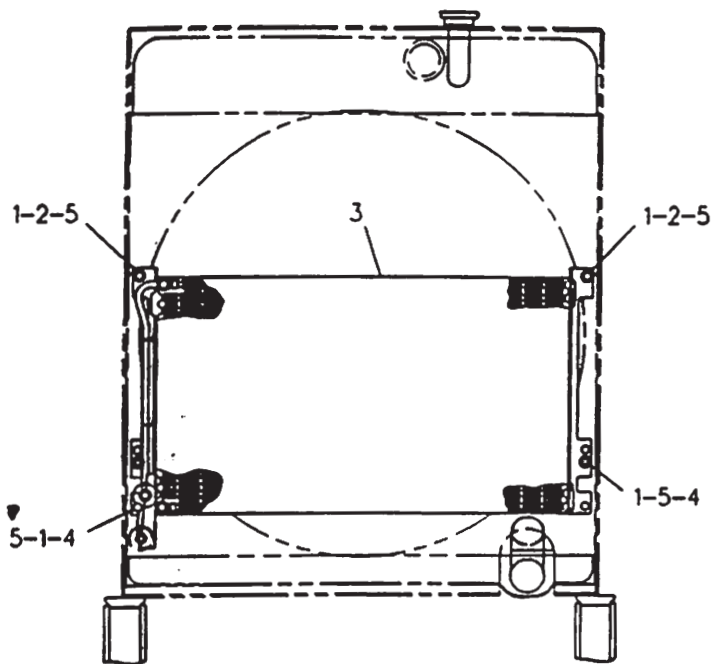
C-CHANGE FROM PREVIOUS TYPE
Y-SEPARATE ILLUSTRATION

F-701231 CP

1802

7E6461 COMPRESSOR GP-REFRIGERANT
S/N 8MN500-Up
3E1906-Page 380
Part Of 8W7645 Air Conditioner Ar
An Attachment

OPERATOR STATION



REAR VIEW

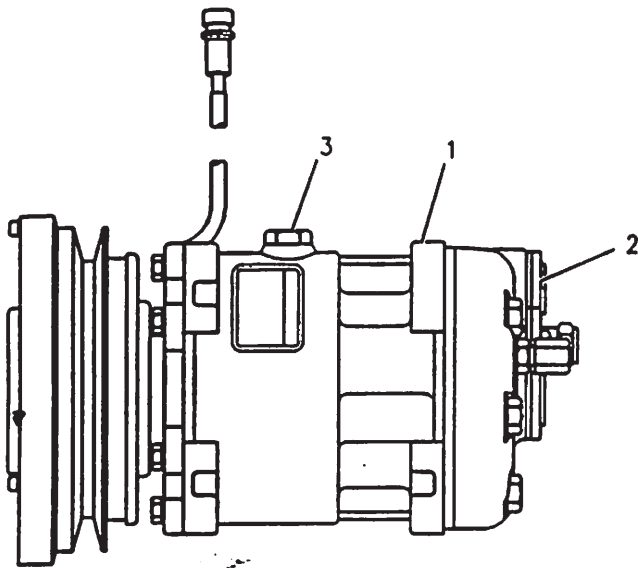
NOTE	REF NO	PART NUMBER	QTY	PART NAME
	1	5P1075	4	WASHER-HARD
	2	5S7383	2	BOLT
	3	7C6394	1	COIL AS-CONDENSER
	4	7X0300	2	BOLT
	5	1013120	4	SPACER

F-674872 CP

1805

8W6333 CONDENSER & MOUNTING GP
Part Of 8W7645 Air Conditioner Ar
An Attachment

OPERATOR STATION



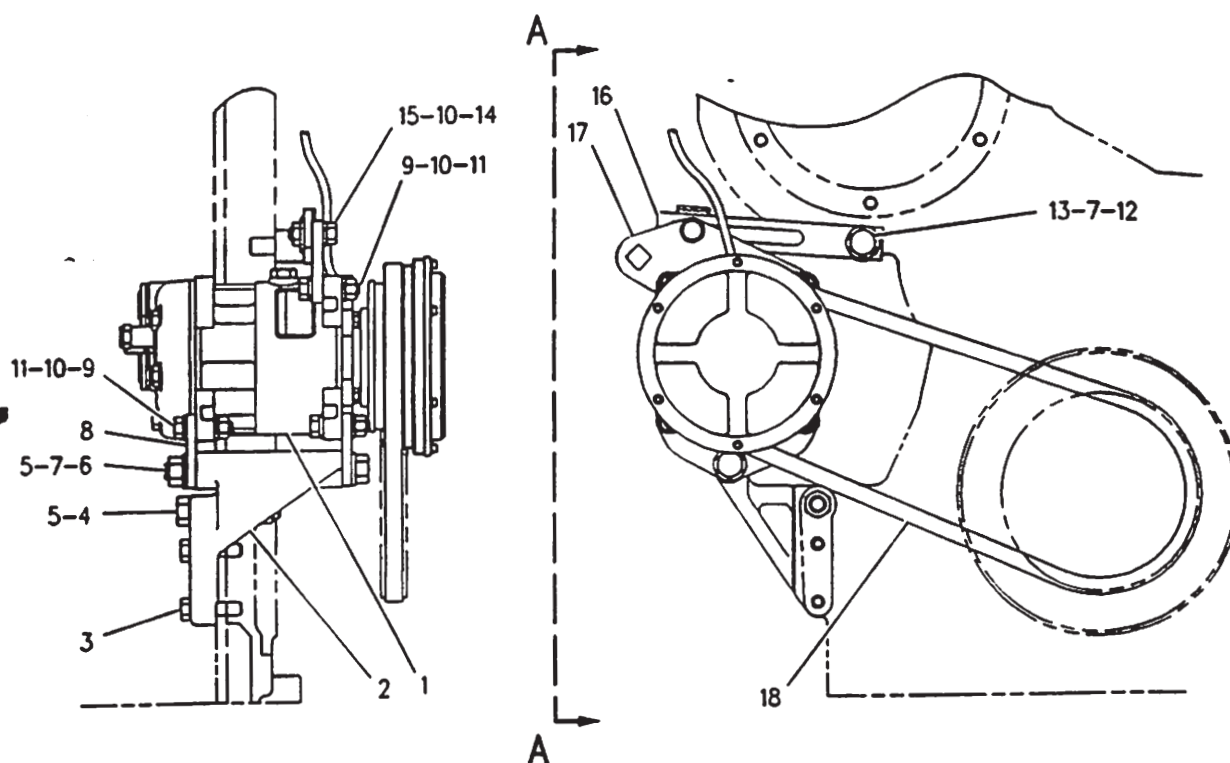
NOTE	REF NO	PART NUMBER	QTY	PART NAME
	1	3E3658	1	COMPRESSOR AS
	2	7T4532	1	PLUG AS
	3	9X7385	2	SEAL-O-RING (20.22MM ID)

F-708499 CP

1343997 COMPRESSOR GP-CLUTCH & REFRIG
S/N 8MN1-499

Part Of 1011759 Compressor-Clutch & Refrig
An Attachment

OPERATOR STATION



VIEW A-A

FRONT VIEW

NOTE	REF NO	PART NUMBER	QTY	PART NAME	NOTE	REF NO	PART NUMBER	QTY	PART NAME
Y	1	1011759	1	COMPRESSOR GP-CLUTCH & REFRIG					
	2	7E6460	1	BRACKET					
	3	5S7383	2	BOLT					
	4	8T9389	1	BOLT					
	5	6V8188	2	NUT					
	6	7X0337	1	BOLT					
	7	8T4223	3	WASHER-HARD					
	8	1064127	2	BRACKET					
	9	4L9337	6	BOLT					
	10	8T4896	13	WASHER-HARD					
	11	6V8801	6	NUT					
	12	9F8885	1	SPACER					
	13	8T4835	1	BOLT					
	14	7W4978	1	NUT AS					
	15	8T2502	1	BOLT					
	16	7W4975	1	STRAP					
	17	7C8434	1	BRACKET					
	18	4N7335	1	V-BELT					

Y-SEPARATE ILLUSTRATION

F-583721

1802

7E6461 COMPRESSOR GP-REFRIGERANT

S/N 8MN1-499

1011759-Page 380

Part Of 8W7645 Air Conditioner Ar
An Attachment

OPERATOR STATION

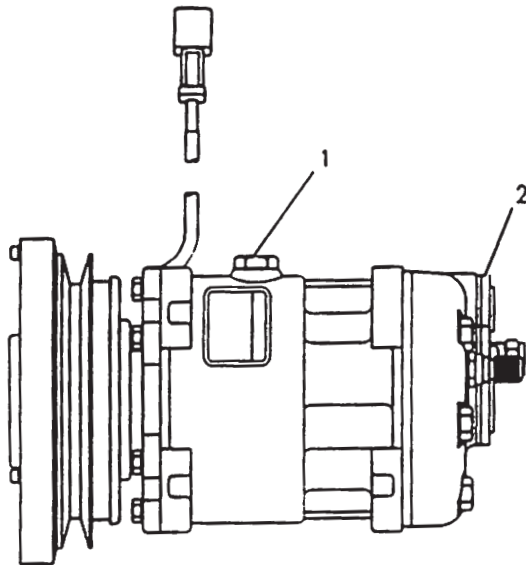
NOTE	REF NO	PART NUMBER	QTY	PART NAME	NOTE	REF NO	PART NUMBER	QTY	PART NAME
Y	1	1300115	1	INSULATION					
	2	8X2795	1	MIRROR GP-REAR VIEW					
	3	2G8641	2	PAD					
	4	9D1589	2	MOUNTING					
	5	383987	2	WASHER					
	6	1035515	1	PAD-RH					
	7	1035516	1	PAD-LH					
	8	7X0375	4	BOLT (3/4-10X5IN)					
	9	8X0674	4	WASHER					
	10	1034953	4	MOUNTING					
M	11	1346474	1	PLATE					
	12	1294645	1	INSULATION					
	13	1294646	1	INSULATION					
	14	9X2045	3	SCREW-TRUSS HEAD					
	15	4K0367	2	NUT					
	16	7X0354	2	BOLT (5/8-11X4.50IN)					
	17	8T4122	2	WASHER					
	18	1029372	1	GLASS-REAR					
	19	1300111	1	CANOPY AS					
		6V9632	22	NUT-WELD					
M BD	20	9X2043	5	SCREW-TRUSS HEAD					
	21	5P5768		SEAL (9.7CM)					
	22	1415835	1	PLATE					

B-USE AS REQUIRED
 D-ORDER BY THE METER
 M-METRIC PART
 Y-SEPARATE ILLUSTRATION

698193 CP

1302886 CANOPY GP
 8X2795-Page 440
 Part Of 1297231 Canopy Ar
 An Attachment

OPERATOR STATION



NOTE	REF NO	PART NUMBER	QTY	PART NAME
C	1	714532	1	PLUG AS
C	2	9X7385	2	SEAL-O-RING (20.22MM ID)

C-CHANGE FROM PREVIOUS TYPE

F-692231

1802

3E1906 COMPRESSOR GP-CLUTCH & REFRIG
S/N 8MN500-Up
Part Of 7E6461 Compressor-Refrigerant
An Attachment

PAGE

1 1343997 COMPRESSOR GP-CLUTCH & REFRIG..... 381

635477

1803

1011759 COMPRESSOR GP-CLUTCH & REFRIG
S/N 8MN1-499
Part Of 7E6461 Compressor-Refrigerant
An Attachment

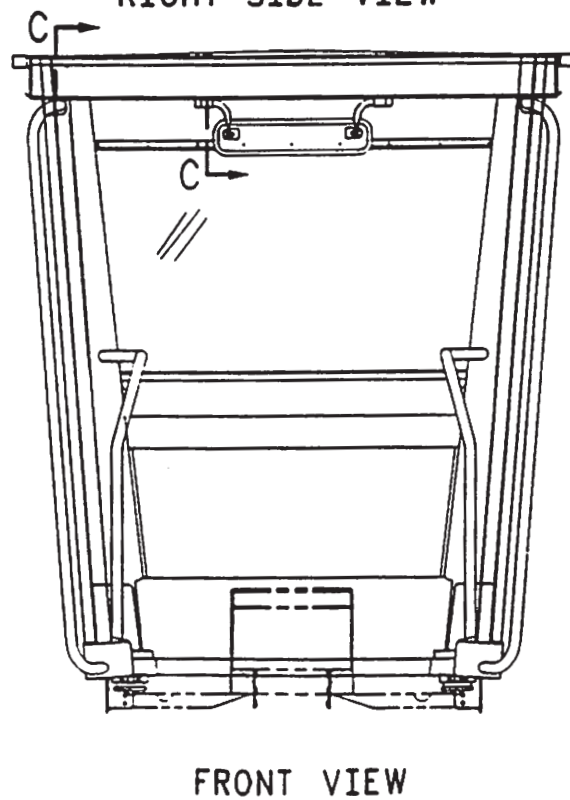
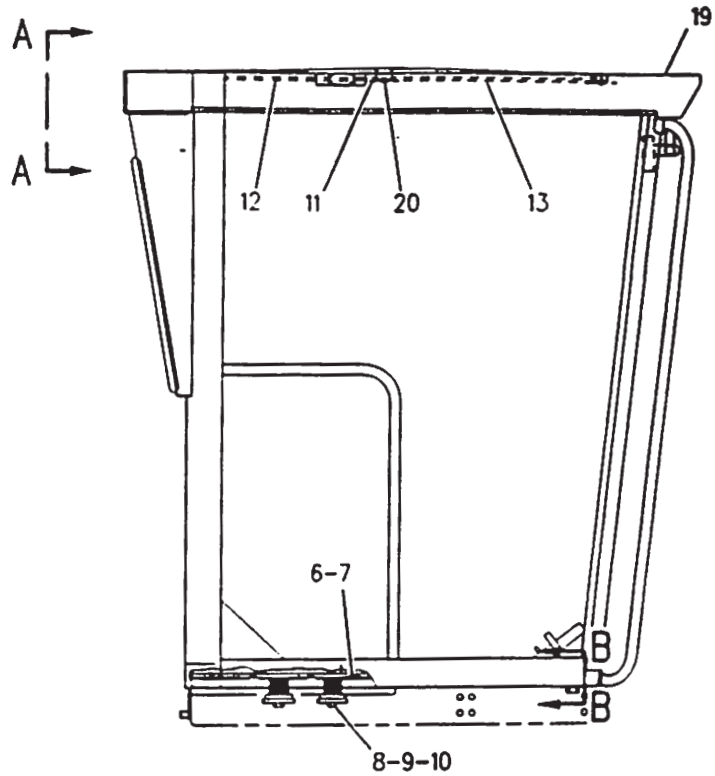
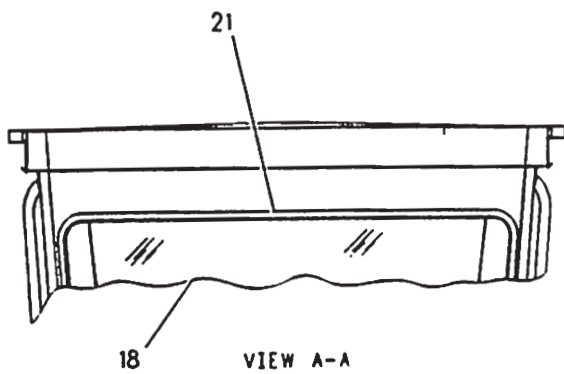
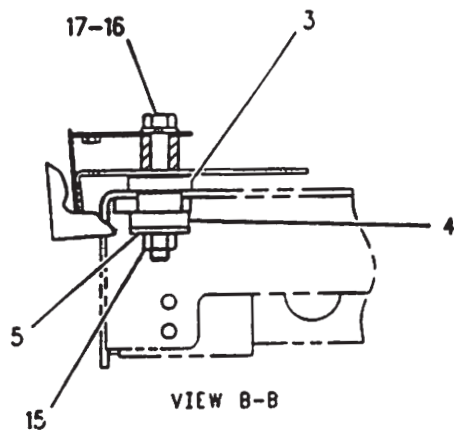
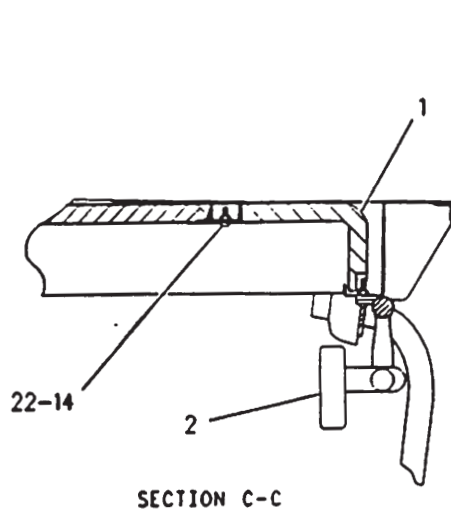
OPERATOR STATION

	PAGE
1 1302886 CANOPY GP.....	378
1 715045 GUARD GP-PLATFORM.....	228
1 1229575 PANEL GP-CAB.....	445
1 8X8945 SEAT GP-STATIC.....	468
1 SP8502 PADLOCK GP	
1 SP8500 KEY (NOT PART OF THIS GROUP)	
1 8Y6364 SLEEVE (NOT PART OF THIS GROUP)	

638358 P

1297231 CANOPY AR
An Attachment

OPERATOR STATION



F-698192

1302886 CANOPY GP
Part Of 1297231 Canopy Ar
An Attachment

OPERATOR STATION

	PAGE
1 1294618 LINER GP-CAB.....	434
1 8X2795 MIRROR GP-REAR VIEW.....	440
1 1254344 MOUNTING GP-CAB.....	232
1 1298614 PANEL GP-CAB.....	446
1 1294615 CAB AS-HIGH PROFILE	
18 6V9632 NUT-WELD	

638361 P

1298616 CAB GP-HIGH PROFILE
Part Of 1297233 Cab Ar-High Profile
An Attachment

OPERATOR STATION

	PAGE
1 1254343 CAB GP.....	374
1 8W5927 INSULATION GP-WEATHER.....	423
1 1254342 WASHER GP-WINDSHIELD.....	481

638

7301

1254341 CAB AR-NON-ROPS
Part Of 1341213 Merchandising Ar
An Attachment

OPERATOR STATION

PAGE

1 1341220 BLOWER & MTG GP-CAB..... 373.01

2 9X4986 FILTER

4 8Y6388 LOUVER AS

1 1393171 PLATE

3 6V2687 SCREW-PAN HEAD

4 1129555 SPRING-FILTER

693493 P

1341221 BLOWER AR-CAB
An Attachment

OPERATOR STATION

	PAGE
1 1298616 CAB GP-HIGH PROFILE.....	375
1 8W5927 INSULATION GP-WEATHER.....	423
1 8X8945 SEAT GP-STATIC.....	468
1 1254342 WASHER GP-WINDSHIELD.....	481
1 1300160 WIRING GP-CAB.....	143
1 5P8502 PADLOCK GP	
1 5P8500 KEY (NOT PART OF THIS GROUP)	
1 8Y6364 SLEEVE (NOT PART OF THIS GROUP)	

63836

1297233 CAB AR-HIGH PROFILE
Part Of 1341212 Merchandise Ar
An Attachment

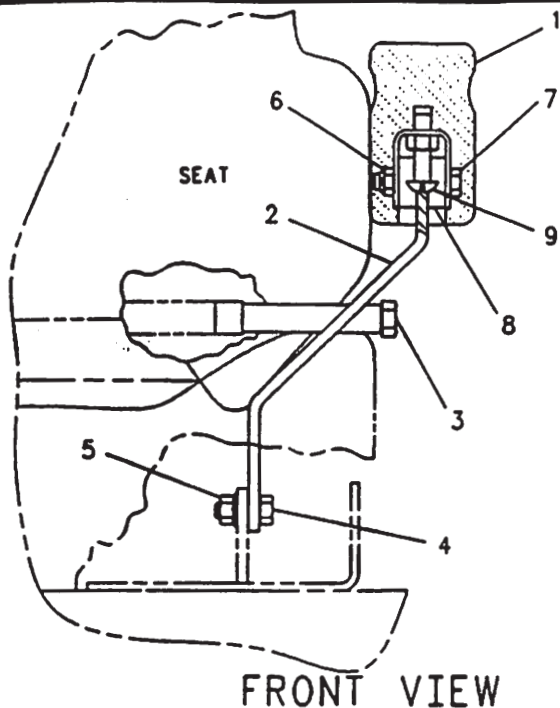
	PAGE
1 8X4413 DOOR GP-CAB.....	396
1 1254346 LINER GP-CAB.....	432
1 8X2795 MIRROR GP-REAR VIEW.....	440
1 1254344 MOUNTING GP-CAB.....	232
1 8X2385 PANEL GP-CAB.....	444
1 1254345 WIPER GP-WINDSHIELD.....	489
1 1191795 CAB AS-NON ROPS	
22 6V9632 NUT-WELD	

63837

7301

1254343 CAB GP
Part Of 1254341 Cab Ar-Non-ROPS
An Attachment

OPERATOR STATION



FRONT VIEW

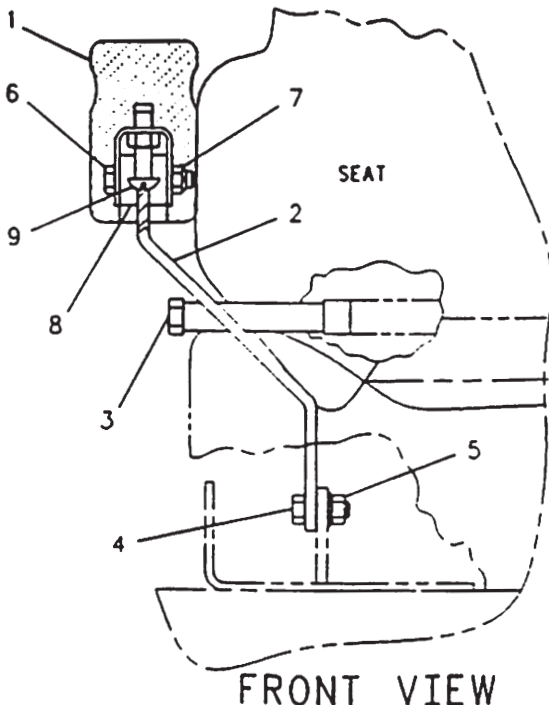
NOTE	REF NO	PART NUMBER	QTY	PART NAME
	1	9V7447	1	PAD AS
		9F2978	1	NUT-WELD
	2	1134240	1	BRACKET AS-LH
	3	7X0456	1	BOLT
	4	OS1594	1	BOLT
	5	5V1498	1	LOCKNUT
	6	2K4973	1	LOCKNUT
	7	5S7383	1	BOLT
	8	8Y6277	2	SPACER
	9	2K6061	1	SCREW-MACHINE

F-578666 EP

7307

1134242 ARMREST GP
(LH)

Part Of 1129104, 1129105 Seats-Suspension
An Attachment



FRONT VIEW

NOTE	REF NO	PART NUMBER	QTY	PART NAME
	1	9V7447	1	PAD AS
		9F2978	1	NUT-WELD
	2	1134243	1	BRACKET AS-RH
	3	7X0456	1	BOLT
	4	OS1594	1	BOLT
	5	5V1498	1	LOCKNUT
	6	5S7383	1	BOLT
	7	2K4973	1	LOCKNUT
	8	8Y6277	2	SPACER
	9	2K6061	1	SCREW-MACHINE

F-578665 EP

7307

1134245 ARMREST GP
(RH)

Part Of 1129104, 1129105 Seats-Suspension
An Attachment

OPERATOR STATION

1 1267240 BLOWER GP-BASIC
2 8T4138 BOLT

1 1391430 FILM-CONTROL
1 8M8948 FUSE-15 AMP

1 3K9520 GROMMET
1 5P9135 GROMMET

1 2V0099 KNOB

1 8D1429 LAMP-MINIATURE

1 2P4339 NUT-JAM
3 8T4133 NUT

1 1077090 PLATE

5P5637 SEAL(3.9M)

5P5672 SEAL(0.5M)

1 6P3236 SWITCH AS-ROTARY

1 3S2093 STRAP-CABLE

2 7X0591 WASHER-HARD

3 8T4121 WASHER-HARD

2 8T4205 WASHER-HARD

OPERATOR STATION

NOTE	REF NO	PART NUMBER	QTY	PART NAME	NOTE	REF NO	PART NUMBER	QTY	PART NAME
E	1	3T3197	1	GROMMET	M	52	8Y6388	4	LOUVER AS
	2	9X7382	1	SEAL-O-RING		53	3S2093	3	STRAP-CABLE
	3	3T3198	1	GROMMET		54	8C8451	1	BOLT
	4	9X7381	1	SEAL-O-RING		55	9G1950	1	RESISTOR
	5	9X9654	1	COIL AS-HEATER		56	3E0400	2	WHEEL-BLOWER
	6	1250438	1	GASKET		57	6V1668	2	WASHER
	7	9X2126	1	SEAL (160 CM)		58	1419784	1	BOLT-HEX HEAD
	8	9X9653	1	COIL AS-EVAPORATOR		59	8C4586	2	CLAMP-MOTOR
	9	1243138	1	SEAL		60	9X9363	1	MOTOR AS
	10	5P5637	1	SEAL			7N7779	1	SOCKET
	11	8X5540	1	COVER			7N7780	1	PIN-CONNECTOR
	12	1241432	1	HOUSING AS			7N9737	1	HOUSING-PLUG
D		7T1099	1	LINK	M		9X9013	1	KIT-BRUSH (INCL BRUSHES & PLUGS)
		8P5141	2	PLATE-ORIFICE		61	9G9150	1	CLIP
	13	1348273	2	SCREW-FLAT HEAD		62	8T4171	2	BOLT
	14	8P5141	2	PLATE-ORIFICE		63	1241433	1	VALVE AS-WATER
	15	1234618	1	COVER		64	1241431	1	BRACKET
	16	1134251	1	PLATE		65	9X2185	4	SCREW
	17	9X2040	2	SCREW-TRUSS HEAD		66	1294935	1	SEAL
	18	5P1075	13	WASHER-HARD		67	7X0591	2	WASHER-HARD
	19	5C2890	6	NUT		68	1077090	1	PLATE
	20	1234701	1	SEAL		69	5P9135	1	GROMMET
	21	1065840	1	COVER		70	9X8256	2	WASHER
	22	6V8801	13	NUT		71	5C9553	2	BOLT
M	23	9X2045	6	SCREW-TRUSS HEAD	M	72	3H2900	1	GROMMET
	24	1241429	1	HARNES AS		73	8X5536	1	COVER
	25	9M8406	1	CLIP		74	1361953	1	HOSE (42 CM)
	26	8T4205	16	WASHER-HARD		75	9X2488	6	CLAMP-HOSE
	27	9X2041	5	SCREW-TRUSS HEAD		76	1293178	4	LOCKNUT
	28	3E5464	1	SWITCH AS-THERMOSTAT		77	1243137	1	BRACKET
	29	8T6631	2	SCREW-MACHINE	E				
	30	384501	2	LOCKWASHER					
	31	8X7153	1	HOSE AS					
	32	8X7152	1	HOSE AS					
	33	6P3236	1	SWITCH AS-ROTARY (BLOWER)					
		6V8362	5	SCREW-MACHINE					
		9B7233	5	LOCKWASHER					
	34	2P4339	1	NUT-JAM					
	35	2V0099	2	KNOB					
	36	3E3890	1	FILM-CONTROL					
	37	8D1429	1	LAMP-MINIATURE					
M	38	1249006	1	SHAFT	M				
	39	6T5345	1	BUSHING-TERMINAL					
	40	1249007	1	SHAFT AS					
	41	8T4138	2	BOLT					
	42	1250440	1	PLATE					
	43	5P5672	4	SEAL					
	44	8X5538	1	COVER AS					
		8T3490	4	NUT-WELD					
	45	8C3756	1	FILM-IDENTIFICATION					
	46	8E7791	1	STRAP					
	47	7G4824	1	STRAP					
		7T9793	2	VALVE					
M	48	1042091	8	SCREW-FLAT HEAD	M				
	49	1142702	1	SUPPORT AS					
		4C8449	6	INSERT					
		5H0255	1	BOSS					
		5P1075	8	WASHER-HARD					
		4M0200	13	STUD-WELD					
		6V9632	8	NUT-WELD (M6X1 THD)					
		7T1099	1	LINK					
		8T3490	13	NUT-WELD (M10X1.5 THD)					
		9G9155	1	CLIP					
	50	1106393	1	PLATE-INSTRUCTION					
	51	1424940	1	PLATE AS					

D-ORDER BY THE METER
E-ORDER BY THE CENTIMETER
I-SEE HOSE FABRICATION GUIDE
M-METRIC PART

694225 CP

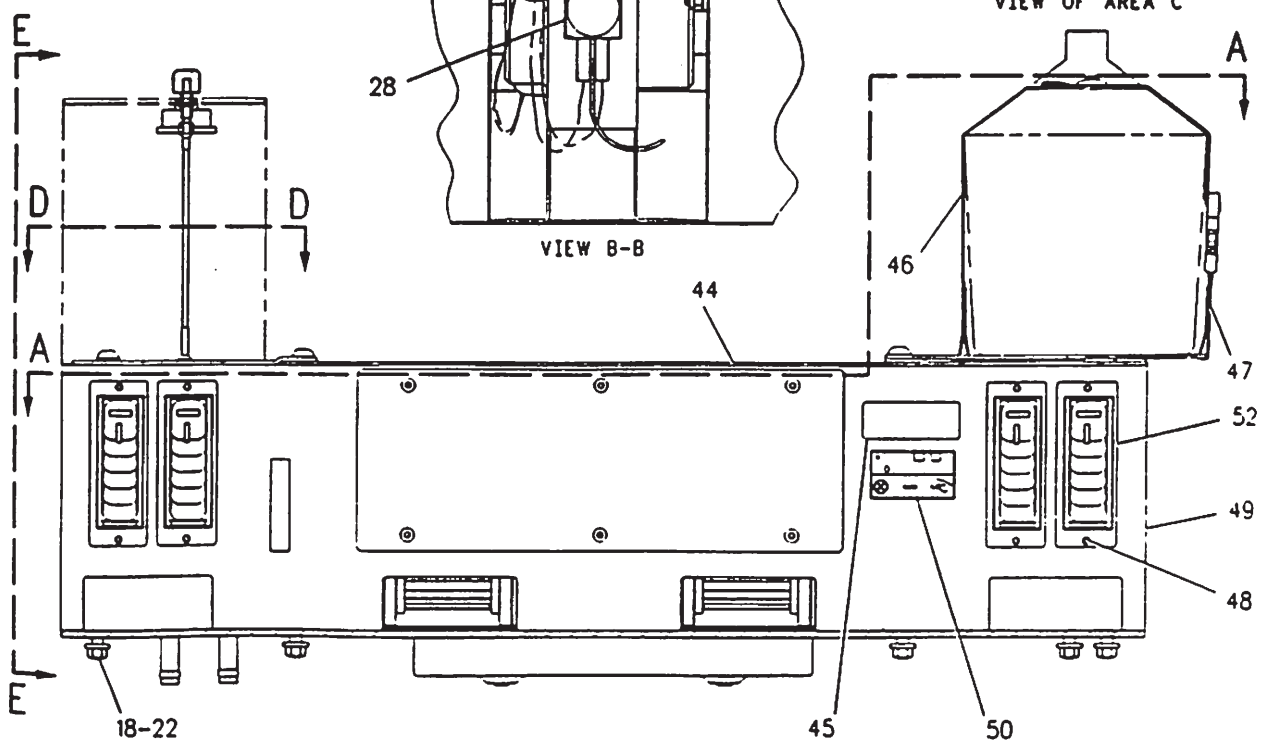
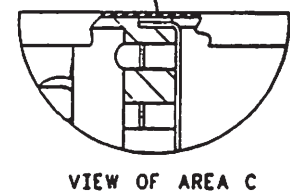
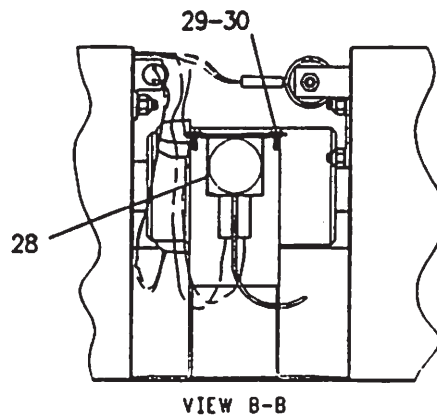
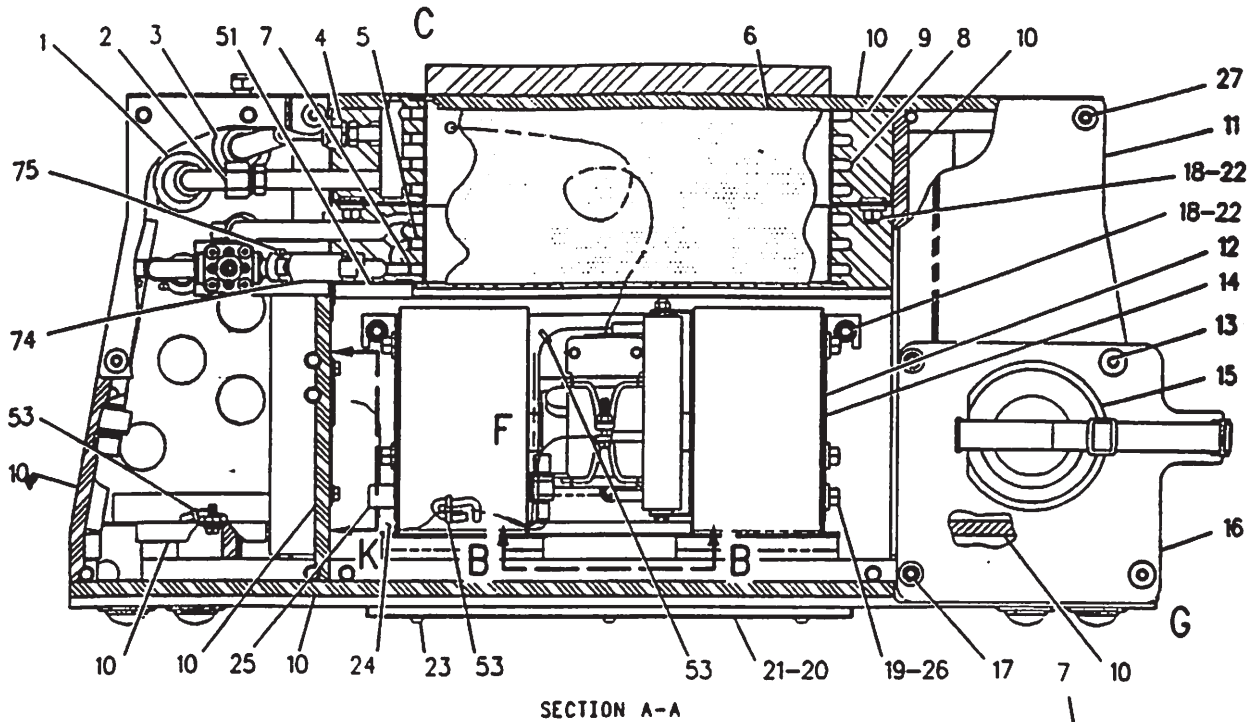
7320

8C9788 AIR CONDITIONER GP

Type 2

Part Of 8W7646 Air Conditioner & Mounting
An Attachment

OPERATOR STATION



F-694223 CP

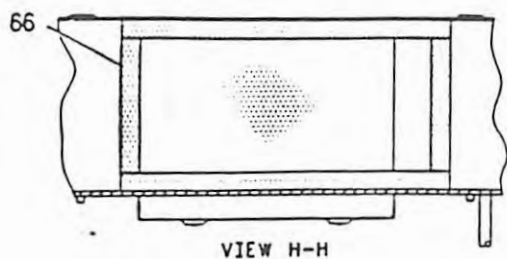
7320

8C9788 AIR CONDITIONER GP

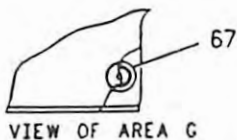
Type 2

Part Of 8W7646 Air Conditioner & Mounting
An Attachment

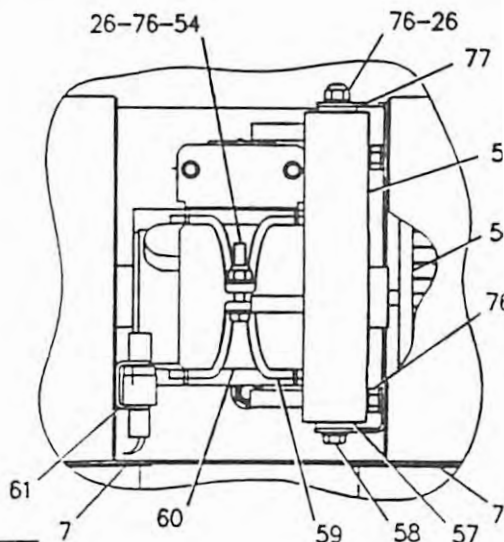
OPERATOR STATION



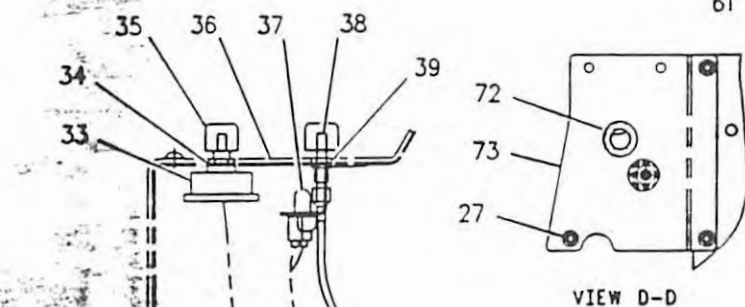
VIEW H-H



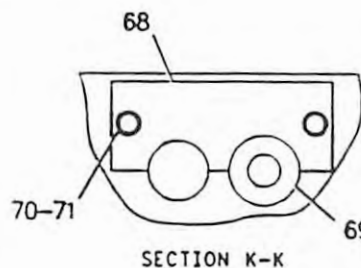
VIEW OF AREA G



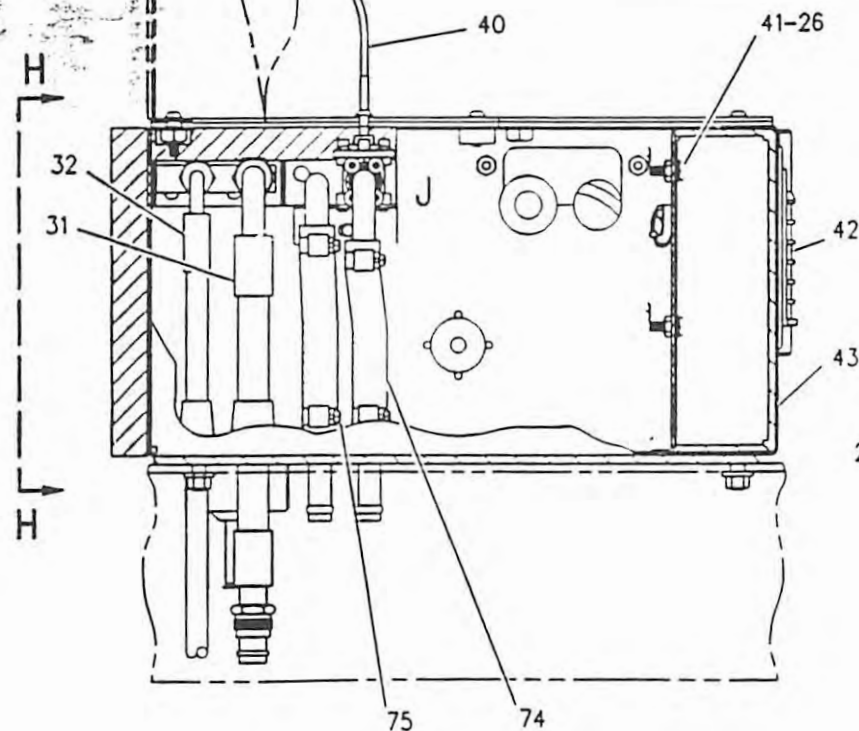
VIEW OF AREA F



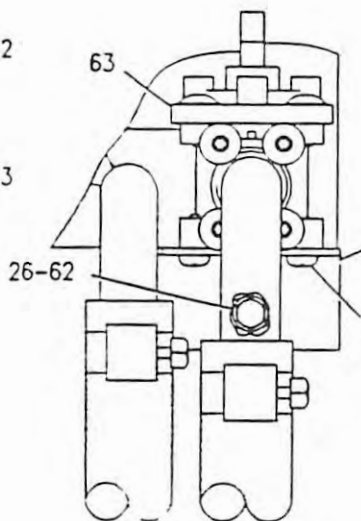
VIEW D-D



SECTION K-K



VIEW E-E



VIEW OF AREA J

F-69422

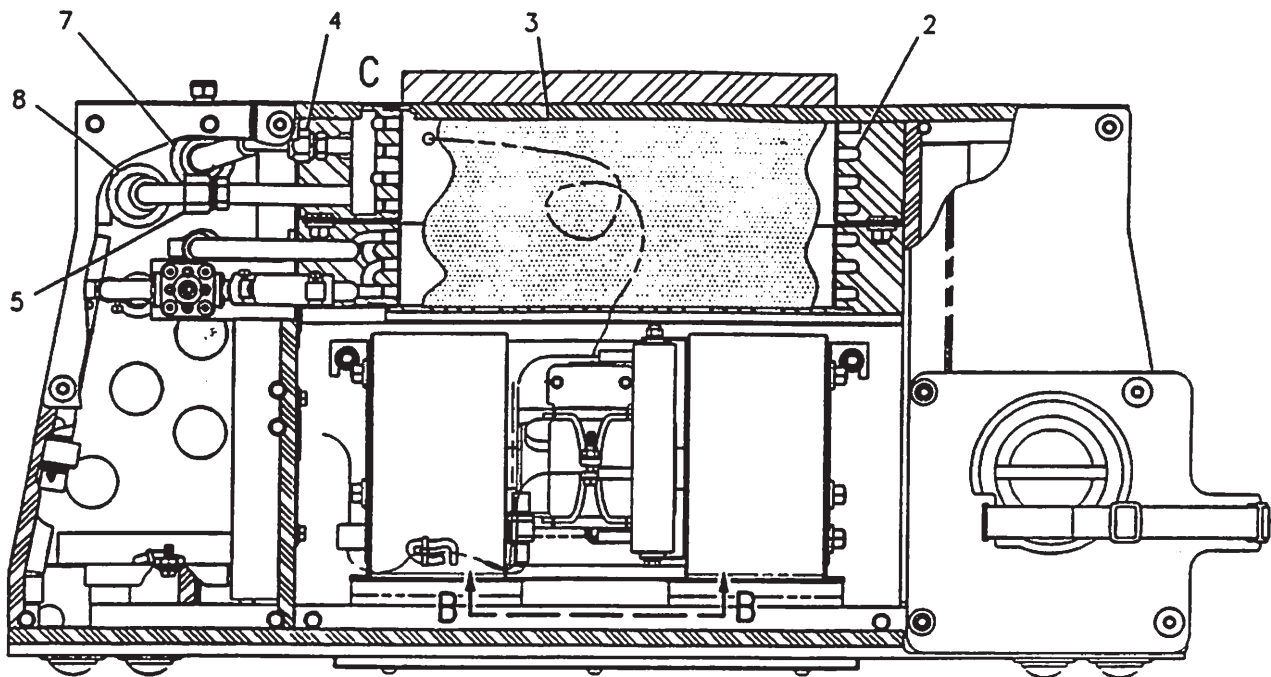
7320

8C9788 AIR CONDITIONER GP

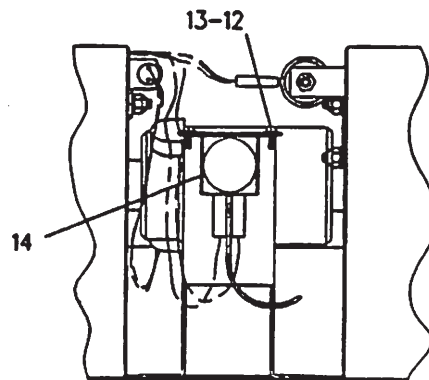
Type 2

Part Of 8W7646 Air Conditioner & Mounting
An Attachment

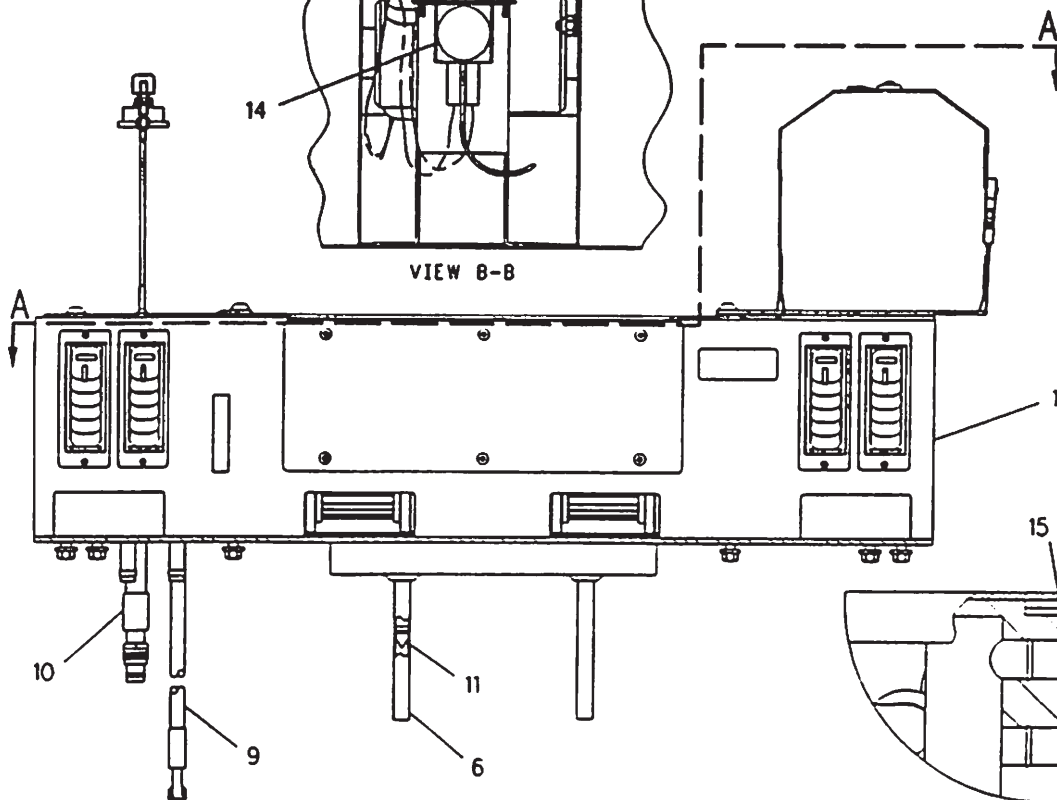
OPERATOR STATION



SECTION A-A



VIEW B-B



VIEW OF AREA C

F-604267 CP

7320

8C9788 AIR CONDITIONER GP

Type 1

Part Of 8W7646 Air Conditioner & Mounting
An Attachment

OPERATOR STATION

NOTE	REF NO	PART NUMBER	QTY	PART NAME	NOTE	REF NO	PART NUMBER	QTY	PART NAME
Y	1	8C9787	1	HEATER GP-CAB					
	2	9X9653	1	COIL AS-EVAPORATOR					
	3	1243138	1	SEAL					
	4	9X7381	1	SEAL-O-RING (10.82MM ID)					
	5	9X7382	1	SEAL-O-RING (14MM ID)					
	6	9X8117	2	TUBE AS					
	7	3T3198	1	GROMMET					
	8	3T3197	1	GROMMET					
	9	8X7152	1	HOSE AS					
	10	8X7153	1	HOSE AS					
	11	7T9793	2	VALVE (CHECK)					
	12	8T6631	2	SCREW-MACHINE					
	13	3B4501	2	LOCKWASHER					
	14	3E5464	1	SWITCH AS-THERMOSTAT					
BE	15	9X2126		SEAL					

B-USE AS REQUIRED
E-ORDER BY THE CENTIMETER
Y-SEPARATE ILLUSTRATION

604268

7320

8C9788 AIR CONDITIONER GP

Type 1

8C9787-Page 407

Part Of 8W7646 Air Conditioner & Mounting

OPERATOR STATION

NOTE	REF NO	PART NUMBER	QTY	PART NAME	NOTE	REF NO	PART NUMBER	QTY	PART NAME
	1	9C5347	4	BOLT					
	2	9V7943	2	SPRING					
	3	1162327	1	SUPPORT AS					
		1196172	4	CLIP					
	4	9C2177	1	CAP					
	5	6W0590	1	LEVER					
	6	3J5696	1	PIPE					
	7	4V7890	1	SPRING					
	8	6W0111	2	LINK					
	9	2L5893	1	PIN-SPRING					
	10	4V7891	1	LATCH AS					
	11	5B6172	8	WASHER					
	12	2K4973	8	LOCKNUT					
	13	9V3043	1	LINK AS					
	14	6W0108	1	LINK AS					
	15	1162016	1	ANGLE AS					
		1162014	1	BRACKET					
		1196172	2	CLIP					
	16	1162015	1	ANGLE AS					
		1162013	1	BRACKET					
		1196172	2	CLIP					
	17	6W1885	1	CHANNEL AS					
		9V7440	4	NUT-WELD					
	18	5M3062	4	BOLT (3/8-16X.750IN)					

598062 CP

4261

1162779 ADJUSTER GP-SEAT
Part Of 8Y6851, 8Y6852 Seats-Static

OPERATOR STATION

PAGE

1 8C9788 AIR CONDITIONER GP..... 372.01
1 5M3062 BOLT
2 8M2773 CLIP
1 8M8948 FUSE - 15 AMP
1 1230871 PAD - 42 CM
1 1230872 PAD - 103.5 CM
1 8T4896 WASHER-HARD

598027

7320

8W7646 AIR CONDITIONER & MOUNTING GP
Part Of 8W7645 Air Conditioner Ar

PAGE

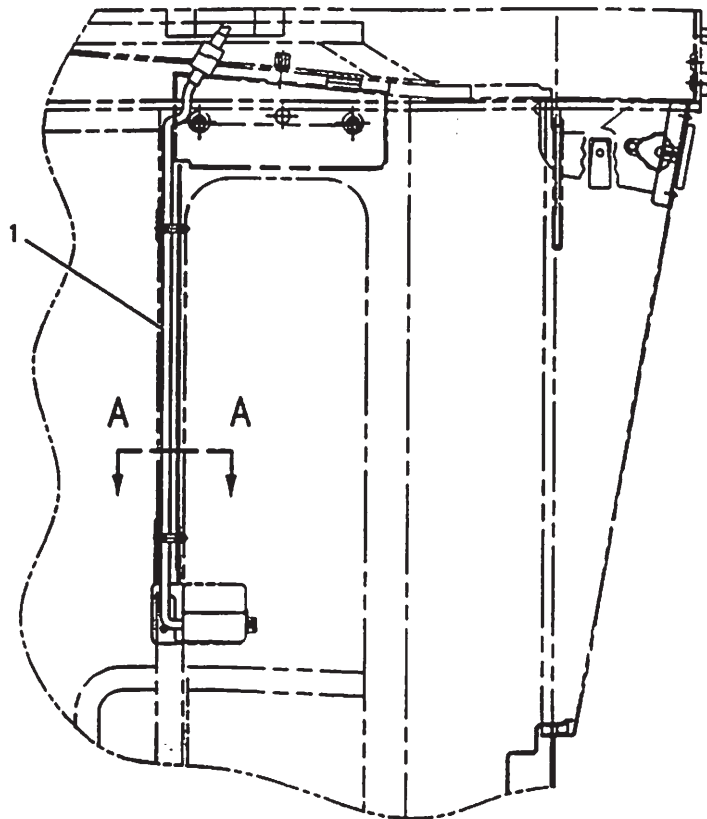
1 8W7646 AIR CONDITIONER & MOUNTING GP..... 372
1 7E6461 COMPRESSOR GP-REFRIGERANT..... 381.01
1 8W6333 CONDENSER & MOUNTING GP..... 382
1 8W7653 DUCT & CONTROL GP..... 398
1 7I5015 DUCT GP..... 399
1 8X2925 FILTER GP-CAB AIR..... 404
1 8W6899 LINES GP-AIR CONDITIONER..... 436
1 8X4558 LINES GP-HEATER..... 438

575033

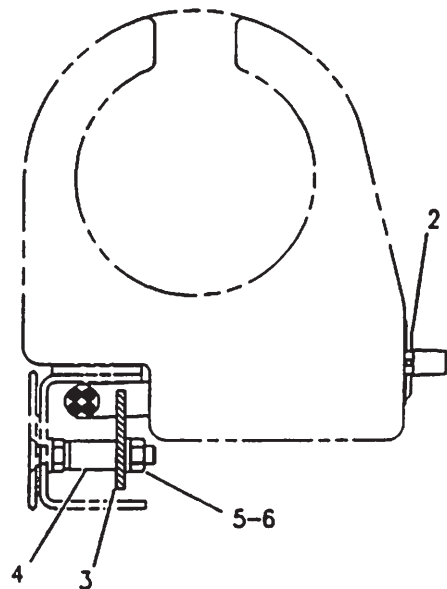
7320

8W7645 AIR CONDITIONER AR
An Attachment

OPERATOR STATION



LEFT SIDE VIEW



VIEW A-A

NOTE	REF NO	PART NUMBER	QTY	PART NAME	NOTE	REF NO	PART NUMBER	QTY	PART NAME
M	1	1393507	1	HARNESS AS					
	2	1172311	1	HOUSING AS-PORT					
	3	1391153	1	PLATE					
	4	6P0205	2	SPACER					
	5	9X8256	2	WASHER					
	6	1293178	2	LOCKNUT (M6X1.0 THD)					

M-METRIC PART

F-699147 CP

1420747 ACCESSORY GP-CAB
Part Of 1451279 Converter Ar-Electrical
An Attachment