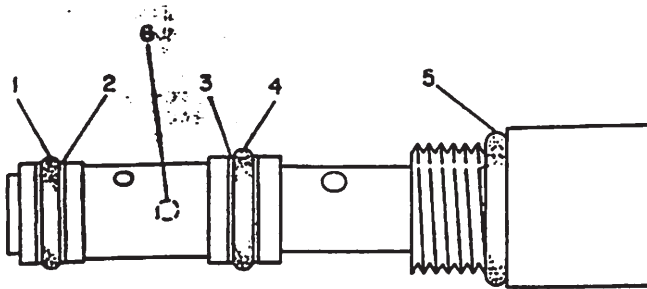


HYDRAULIC SYSTEM

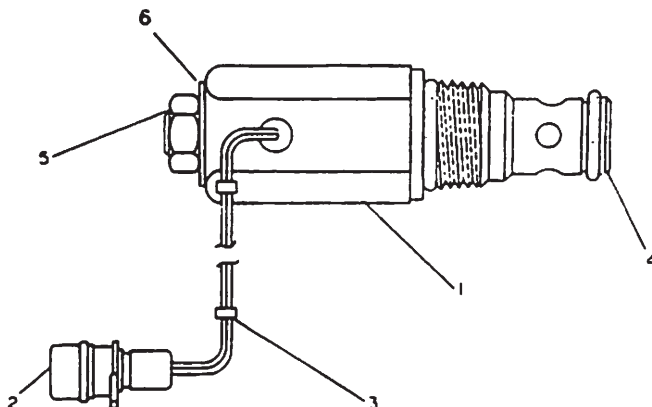


NOTE	REF NO	PART NUMBER	QTY	PART NAME
	1	6V5586	1	SEAL-O-RING (6.07MM ID)
	2	4T5070	2	RING-BACKUP
	3	4T5071	2	RING-BACKUP
	4	8C3085	1	SEAL-O-RING
	5	3J1907	1	SEAL-O-RING (11.89MM ID)
	6	1M6718	1	BALL

8-457320 EP

5079

4T1860 VALVE GP-SHUTTLE
Combination
Part Of 9T5957 Valve-Combination



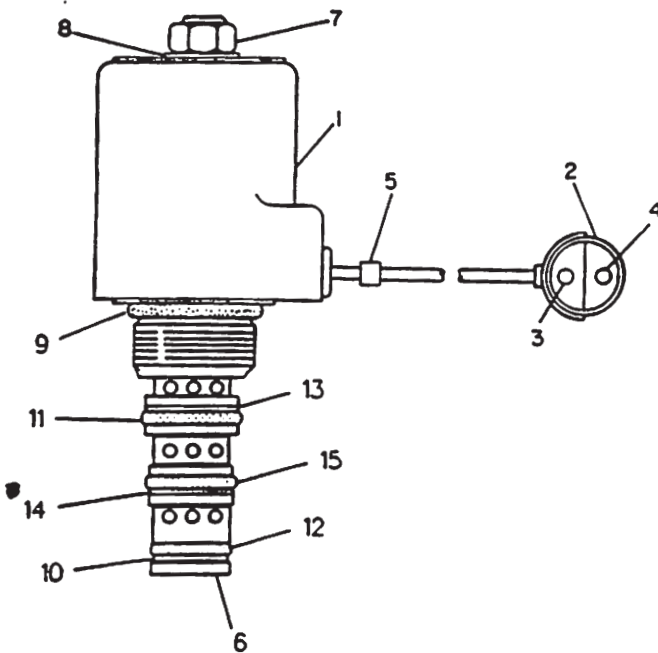
NOTE	REF NO	PART NUMBER	QTY	PART NAME
	1	6T8470	1	COIL AS
	2	7N9737	1	HOUSING-PLUG
		7N7780	1	PIN-CONNECTOR
		7N7779	1	SOCKET
	3	1S9593	2	STRAP-CABLE
	4	3G8171	1	CARTRIDGE
	5	9S1354	1	NUT
	6	8T8890	1	WASHER
		3G8175	1	THE FOLLOWING SERVICE REPAIR KIT IS AVAILABLE: KIT-SEAL (INCLUDES O-RINGS & BACK-UP RINGS)

R-533755 EP

4322

6T8046 VALVE GP-SOLENOID
Part Of 7T6517 Valve & Mounting
An Attachment

HYDRAULIC SYSTEM



NOTE	REF NO	PART NUMBER	QTY	PART NAME
	1	6T8500	1	COIL AS
	2	7N9737	1	HCUSING-PLUG
	3	7N7779	1	SCCKET
	4	7N7780	1	PIN-CONNECTOR
	5	1S9593	2	STRAP-CABLE
	6	8T8807	1	CARTRIDGE AS
	7	2D6235	1	LOCKNUT
	8	8T4205	1	WASHER-HARD
	9	3D2824	1	SEAL-O-RING (23.47MM ID)
	10	306121	1	RING-BACKUP
	11	7J9108	1	SEAL-O-RING
	12	1H1023	1	SEAL-O-RING (9.38MM ID)
	13	5P2199	1	RING-BACKUP
	14	7X4776	1	RING-BACKUP
	15	4K2039	1	SEAL-O-RING

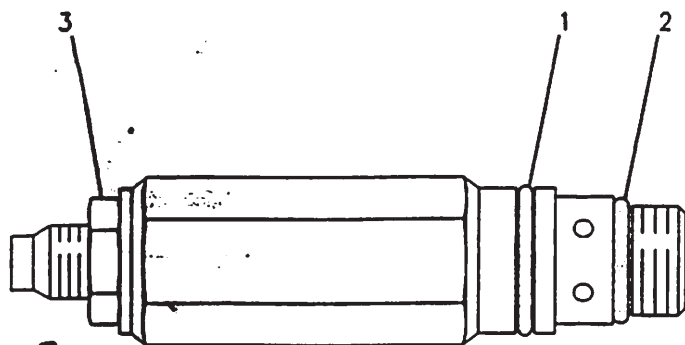
R-542295 EP

5479

8T8808 VALVE GP-SOLENOID

Part Of 8X7565 Control-Centershift Lock

HYDRAULIC SYSTEM

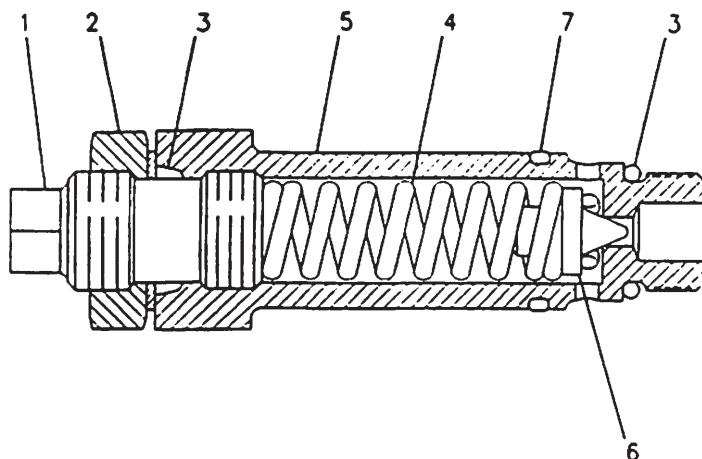


NOTE	REF NO	PART NUMBER	QTY	PART NAME
	1	4D2297	1	SEAL-O-RING
	2	3J1907	1	SEAL-O-RING
	3	3G3726	1	NUT

F-571492 EP

5072

1014148 VALVE GP-RELIEF
Part Of 1014147 Valve-Relief
An Attachment



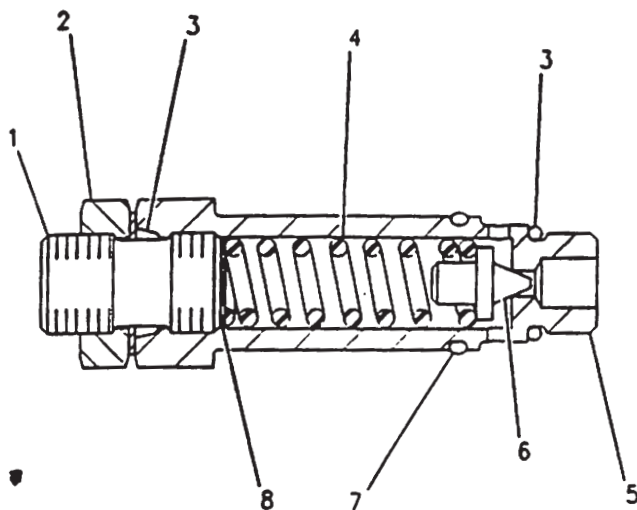
NOTE	REF NO	PART NUMBER	QTY	PART NAME
	1	1146635	1	RETAINER AS
	2	2P1279	1	LOCKNUT
	3	3J1907	2	SEAL-O-RING (15.85MM OD)
	4	4F7115	1	SPRING
	5	6E3006	1	BODY
	6	8J0331	1	VALVE
	7	4D2297	1	SEAL-O-RING (15.60MM ID)

F-600417 CP

5072

1067388 VALVE GP-RELIEF
Direct Operated
Part Of 1014145 Valve-Relief

HYDRAULIC SYSTEM



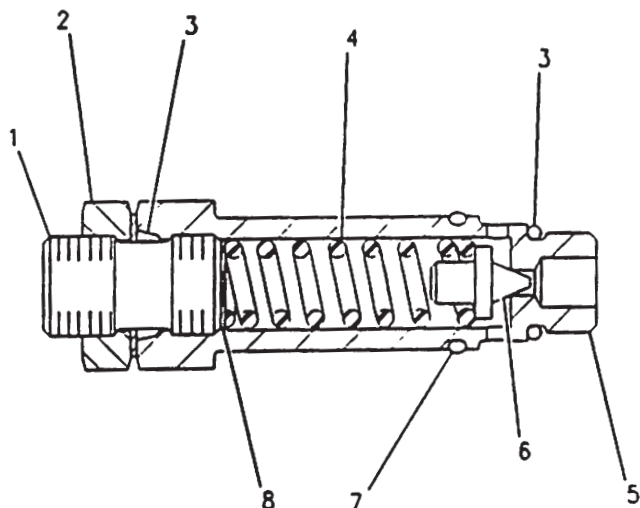
NOTE	REF NO	PART NUMBER	QTY	PART NAME
B	1	1146635	1	RETAINER AS
	2	2P1279	1	LOCKNUT
	3	3J1907	2	SEAL-O-RING (11.89MM ID)
	4	2J6089	1	SPRING
	5	6E3006	1	BODY
	6	1115754	1	VALVE
	7	4D2297	1	SEAL-O-RING (15.60MM ID)
	8	2A3211	1	WASHER

B-USE AS REQUIRED

F-598857 CP

5072

1067389 VALVE GP-RELIEF
Part Of 1014147 Valve-Relief
An Attachment



NOTE	REF NO	PART NUMBER	QTY	PART NAME
B	1	1146635	1	RETAINER AS
	2	2P1279	1	LOCKNUT
	3	3J1907	2	SEAL-O-RING (11.89MM ID)
	4	2J6089	1	SPRING
	5	6E3006	1	BODY
	6	1115754	1	VALVE
	7	4D2297	1	SEAL-O-RING (15.60MM ID)
	8	2A3211	1	WASHER

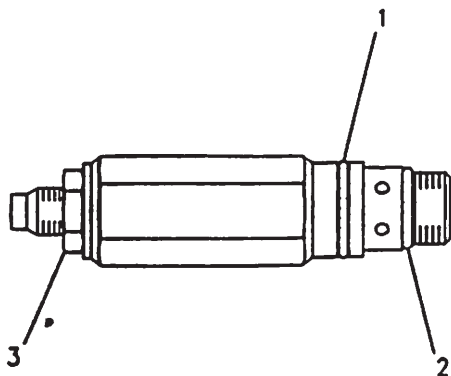
B-USE AS REQUIRED

F-598853 CP

5072

1067390 VALVE GP-RELIEF
Part Of 6E3033 Valve-Relief
An Attachment

HYDRAULIC SYSTEM

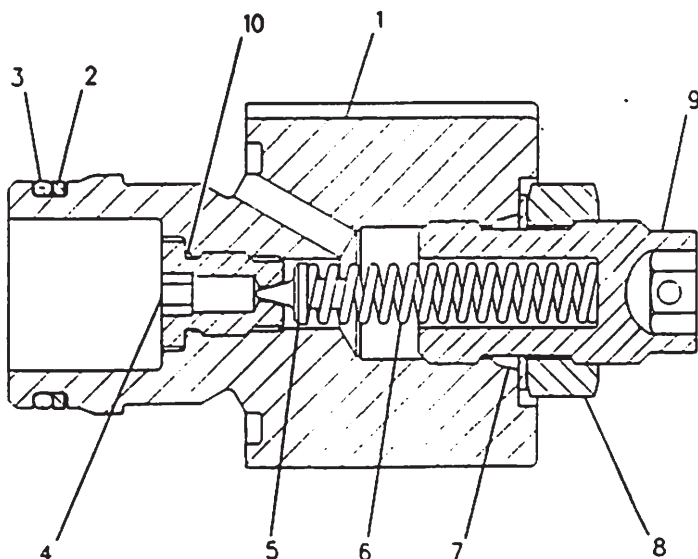


NOTE	REF NO	PART NUMBER	QTY	PART NAME
	1	4D2297	1	SEAL-O-RING
	2	3J1907	1	SEAL-O-RING
	3	3G3726	1	NUT

F-569550 EP

5072

6E4704 VALVE GP-RELIEF
Part Of 6E3033 Valve-Relief
An Attachment



NOTE	REF NO	PART NUMBER	QTY	PART NAME
	1	1236661	1	HOUSING
	2	4T5074	1	RING-BACKUP
	3	6V5556	1	SEAL-O-RING
	4	4T4509	1	SEAT
	5	1085157	1	VALVE
	6	4T1700	1	SPRING
	7	3K0360	1	SEAL-O-RING
	8	9X6395	1	NUT-ORFS
	9	6E5200	1	RETAINER AS
	10	3J7354	1	SEAL-O-RING

F-627369 CP

5072

1006021 VALVE GP-RELIEF
Part Of 9T5957 Valve-Combination

HYDRAULIC SYSTEM

PAGE

1 6E4702 VALVE GP-RELIEF..... 342

-OR-

1 1067388 VALVE GP-RELIEF..... 345

574550 P

5072

1014145 VALVE GP-RELIEF
Part Of 1070543 Valve-Control
An Attachment

PAGE

1 1014148 VALVE GP-RELIEF..... 345

-OR-

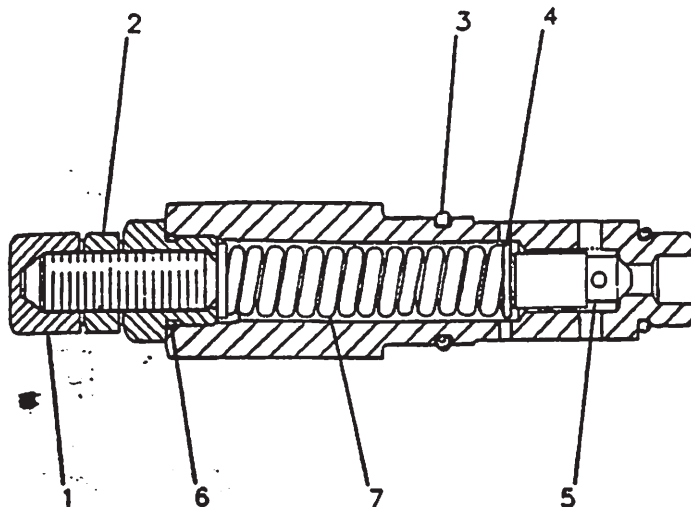
1 1067389 VALVE GP-RELIEF..... 346

569150 P

5072

1014147 VALVE GP-RELIEF
Part Of 6E3034, 6E3036, 1070545 Valves-Control
An Attachment

HYDRAULIC SYSTEM



NOTE	REF NO	PART NUMBER	QTY	PART NAME
	1	6E1835	1	RETAINER AS
	2	9X6395	1	NUT-ORFS
	3	7J9933	1	SEAL-O-RING
	4	4T7571	1	PLATE
	5	6J6439	1	VALVE
	6	3K0360	2	SEAL-O-RING
	7	4T4942	1	SPRING

R-499290 EP

5069

4T4935 VALVE GP-RELIEF
Part Of 9T5957 Valve-Combination

PAGE

1 6E4704 VALVE GP-RELIEF..... 343

-OR-

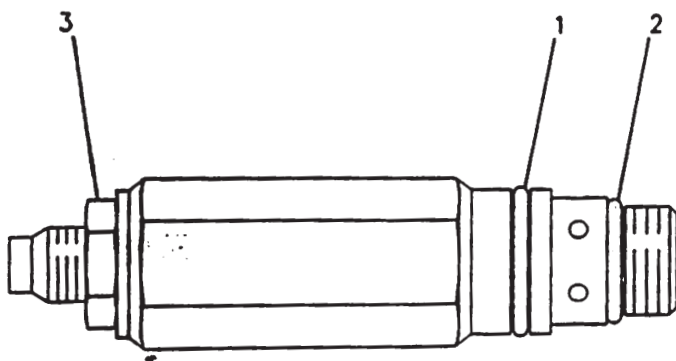
1 1067390 VALVE GP-RELIEF..... 346

567916 P

5072

6E3033 VALVE GP-RELIEF
Part Of 6E3031, 6E3037, 1070547 Valves-Control,
An Attachment

HYDRAULIC SYSTEM

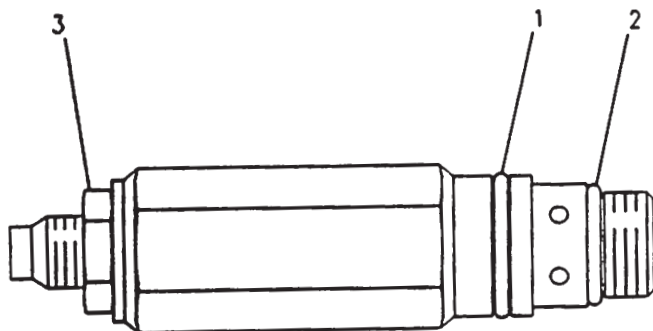


NOTE	REF NO	PART NUMBER	QTY	PART NAME
	1	402297	1	SEAL-O-RING (15.60MM ID)
	2	3J1907	1	SEAL-O-RING (15.85MM OD)
	3	6V8183	1	NUT-FULL

F-574551 EP

5072

6E4702 VALVE GP-RELIEF
Part Of 1014145 Valve-Relief
An Attachment



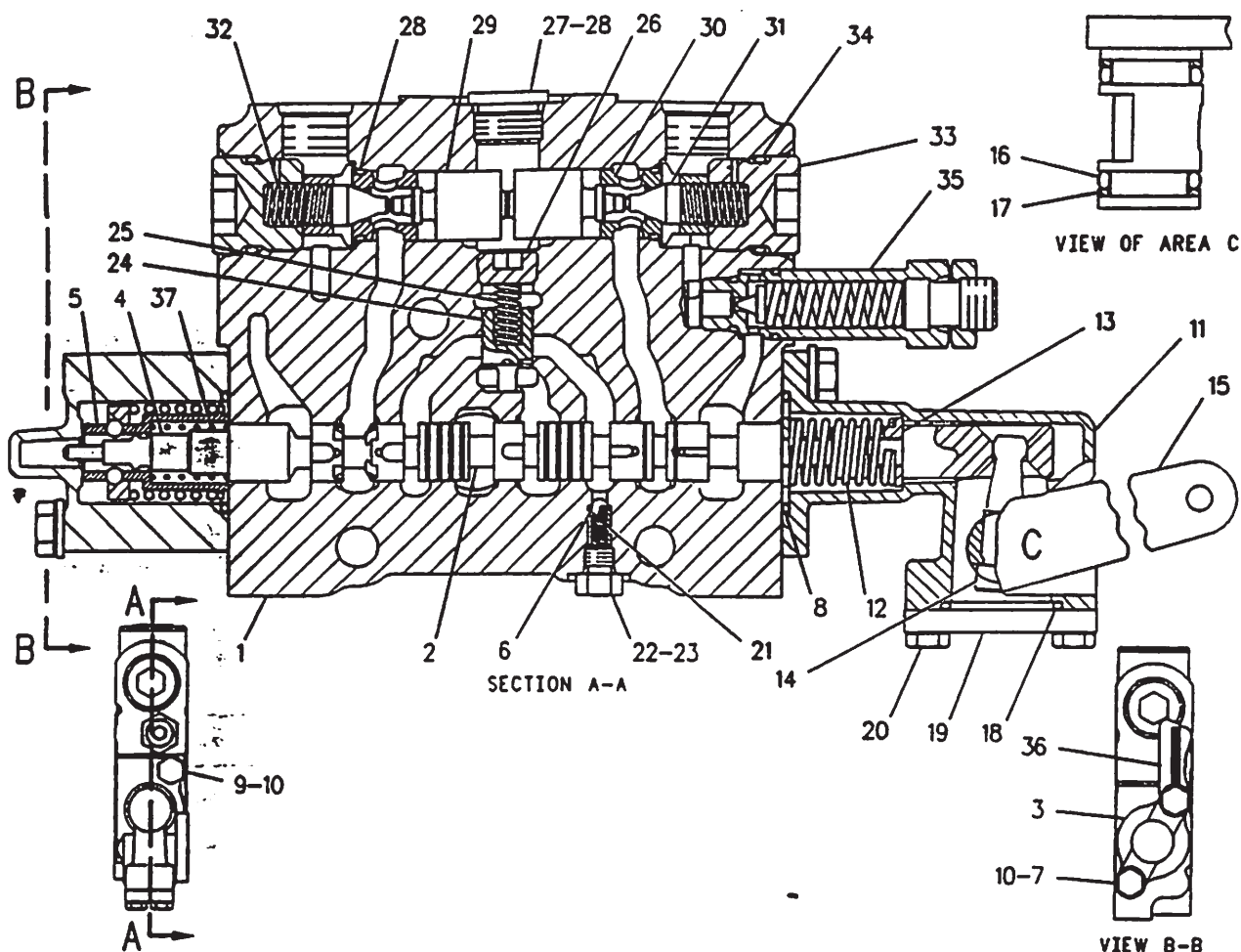
NOTE	REF NO	PART NUMBER	QTY	PART NAME
	1	402297	1	SEAL-O-RING
	2	3J1907	1	SEAL-O-RING
	3	3G3726	1	NUT

F-573613 EP

5072

6E4703 VALVE GP-RELIEF
Part Of 9T5957 Valve-Combination

HYDRAULIC SYSTEM



NOTE	REF NO	PART NUMBER	QTY	PART NAME	NOTE	REF NO	PART NUMBER	QTY	PART NAME
	1	6E3059	1	BODY		27	9S8005	1	PLUG-O-RING (3/4-16 THD)
	2	1011147	1	STEM		28	3K0360	3	SEAL-O-RING (16.36MM ID)
	3	1011980	1	HOUSING		29	1063660	2	PISTON
	4	1011972	1	DETENT		30	6E3013	2	SEAT
Y	5	1084916	1	DETENT GP-CONTROL VALVE		31	1063658	2	VALVE
	6	589318	1	BALL		32	9J0403	2	SPRING
M	7	8T6869	2	BOLT		33	9J0404	2	PLUG
	8	2K8199	2	SEAL-O-RING (28.24MM OD)		34	7J9933	2	SEAL-O-RING
M	9	8T4189	2	BOLT	Y	35	6E3033	1	VALVE GP-RELIEF
	10	8T4224	4	WASHER-HARD		36	1070523	1	PLATE-IDENTIFICATION
	11	1011984	1	BODY		37	1118234	1	SPRING
	12	1027412	1	SPRING					
	13	1011973	4	RETAINER					
	14	1011971	1	LEVER					
	15	1011970	1	LEVER AS					
	16	8M4437	2	SEAL-O-RING					
	17	1011983	2	RING-BACKUP					
	18	409986	1	SEAL-O-RING					
M	19	1012480	1	COVER					
	20	8T4138	2	BOLT					
	21	6E3007	1	SPRING					
	22	6E4502	1	PLUG					
	23	4J7533	1	SEAL-O-RING (6.07MM ID)					
	24	6E3019	1	VALVE					
	25	6E5153	1	SPRING					
	26	1082187	1	PLUG-PIPE					

M-METRIC PART
Y-SEPARATE ILLUSTRATION

F-574677 EP

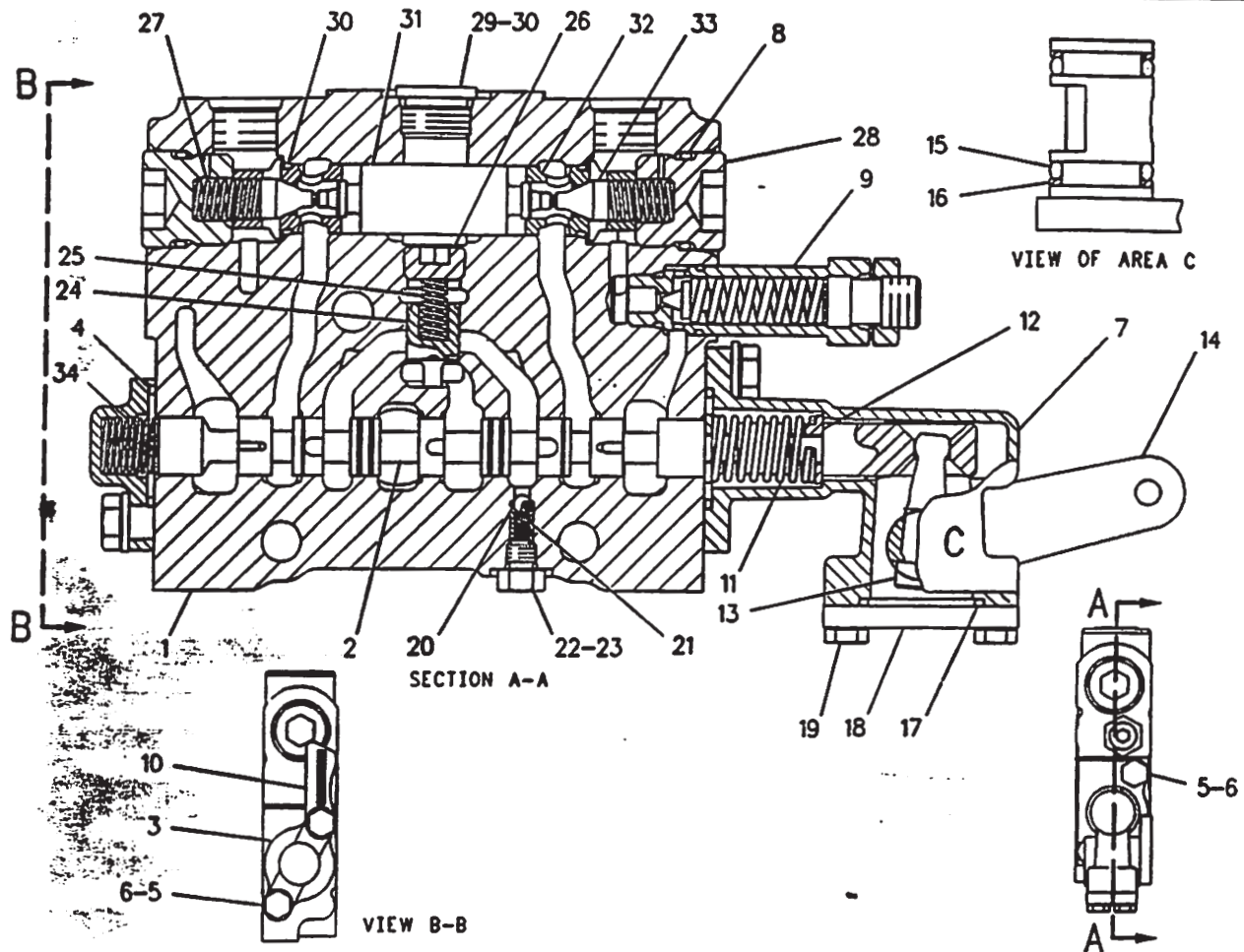
5051

1070547 VALVE GP-CONTROL
Plow & Bulldozer
1084916-Page 276, 6E3033-Page 341
Part Of 1048671 Valve-Bank
An Attachment

SEBP2491

339

HYDRAULIC SYSTEM



NOTE	REF NO	PART NUMBER	QTY	PART NAME	NOTE	REF NO	PART NUMBER	QTY	PART NAME
M	1	6E4599	1	BODY	25	6E5153	1	SPRING	
	2	1011152	1	STEM	26	1082187	1	PLUG-PIPE	
	3	1011978	1	COVER	27	9J0403	2	SPRING	
	4	2K8199	2	SEAL-O-RING (28.24MM ID)	28	9J0404	2	PLUG	
	5	8T4189	4	BOLT	29	9S8005	1	PLUG-O-RING (3/4-16 THD)	
	6	8T4224	4	WASHER-HARD	30	3K0360	3	SEAL-O-RING (16.36MM ID)	
	7	1011984	1	BODY	31	1063659	1	PISTON	
	8	7J9933	2	SEAL-O-RING (21.89MM ID)	32	6E3013	2	SEAT	
	9	1014147	1	VALVE GP-RELIEF	33	1063658	2	VALVE	
	10	1070522	1	PLATE-IDENTIFICATION	34	1118233	1	SPRING	
Y	11	1027412	1	SPRING					
	12	1011973	4	RETAINER					
	13	1011971	1	LEVER					
	14	1011982	1	LEVER AS					
		1011966	1	SHAFT					
		1011968	1	LEVER					
	15	8M4437	2	SEAL-O-RING					
	16	1011983	2	RING-BACKUP					
	17	4D9986	1	SEAL-O-RING (23.47MM ID)					
	18	1012480	1	COVER					
M	19	8T4138	2	BOLT					
	20	5B9318	1	BALL					
	21	6E3007	1	SPRING					
	22	6E4502	1	PLUG					
	23	4J7533	1	SEAL-O-RING (6.07MM ID)					
	24	6E3019	1	VALVE					

M-METRIC PART
Y-SEPARATE ILLUSTRATION

F-574125 EP

5051

1070545 VALVE GP-CONTROL

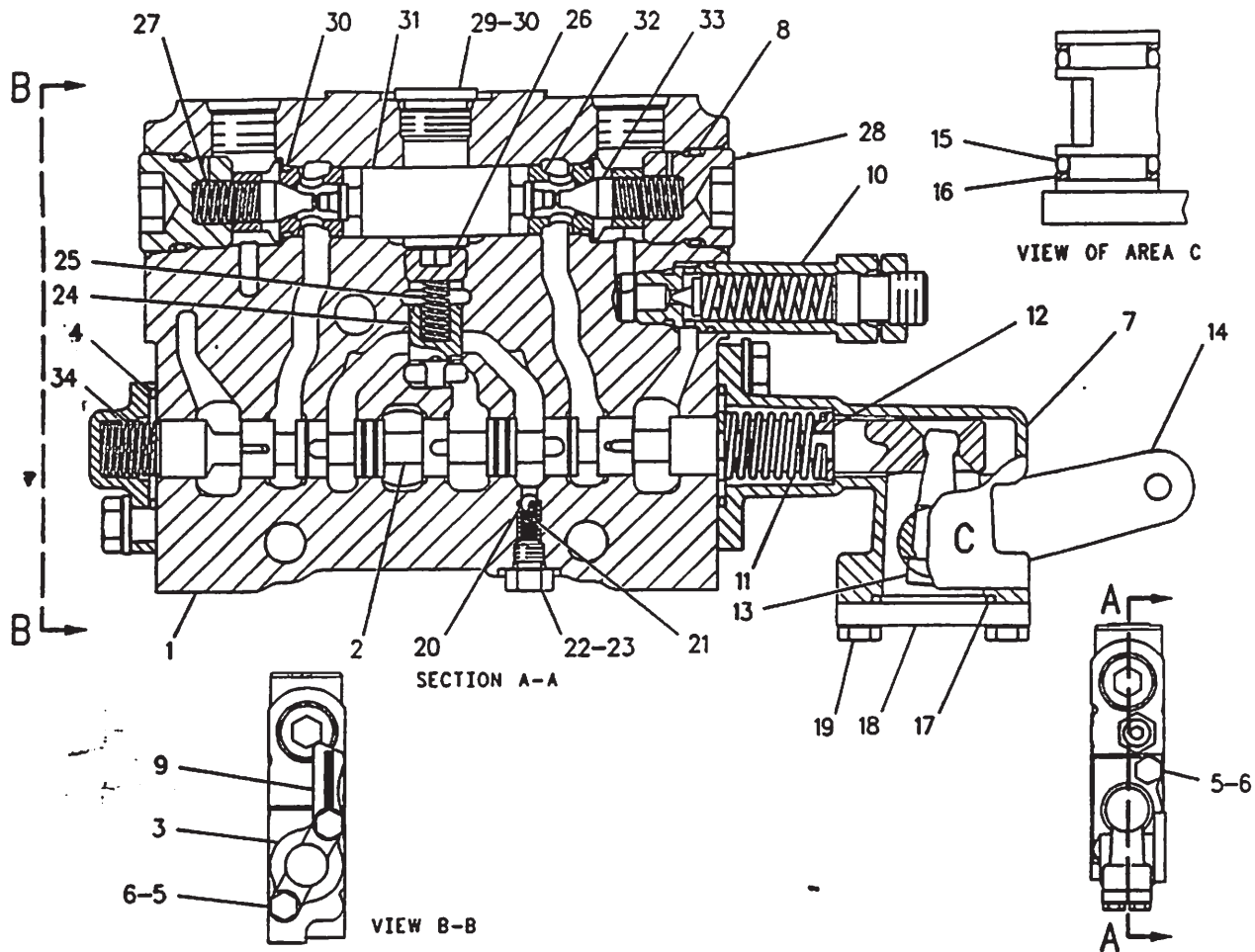
Ripper

1014147-Page 344

Part Of 1048645 Valve-Bank

An Attachment

HYDRAULIC SYSTEM



NOTE	REF NO	PART NUMBER	QTY	PART NAME	NOTE	REF NO	PART NUMBER	QTY	PART NAME
M	1	6E4599	1	BODY	26	1082187	1	PLUG-PIPE	
	2	1011152	1	STEM	27	9J0403	2	SPRING	
	3	1011978	1	COVER	28	9J0404	2	PLUG	
	4	2K8199	2	SEAL-O-RING (28.24MM OD)	29	9S8005	1	PLUG-O-RING	
	5	8T4189	4	BOLT	30	3K0360	3	SEAL-O-RING (16.36MM ID)	
	6	8T4224	4	WASHER-HARD	31	1063659	1	PISTON	
	7	1011984	1	BODY	32	6E3013	2	SEAT	
	8	7J9933	2	SEAL-O-RING (21.89MM ID)	33	1063658	2	VALVE	
Y	9	1070521	1	PLATE-IDENTIFICATION	34	1118233	1	SPRING	
	10	1014145	1	VALVE GP-RELIEF					
	11	1027412	1	SPRING					
	12	1011973	4	RETAINER					
	13	1011971	1	LEVER					
	14	1011982	1	LEVER AS					
	15	8M4437	2	SEAL-O-RING					
	16	1011983	2	RING-BACKUP					
M	17	4D9986	1	SEAL-O-RING (23.47MM THD)					
	18	1012480	1	COVER					
	19	8T4138	2	BOLT					
	20	5B9318	1	BALL					
	21	6E3007	1	SPRING					
	22	6E4502	1	PLUG					
	23	4J7533	1	SEAL-O-RING (6.07MM ID)					
	24	6E3019	1	VALVE					
	25	6E5153	1	SPRING					

M-METRIC PART
Y-SEPARATE ILLUSTRATION

F-574660 EP

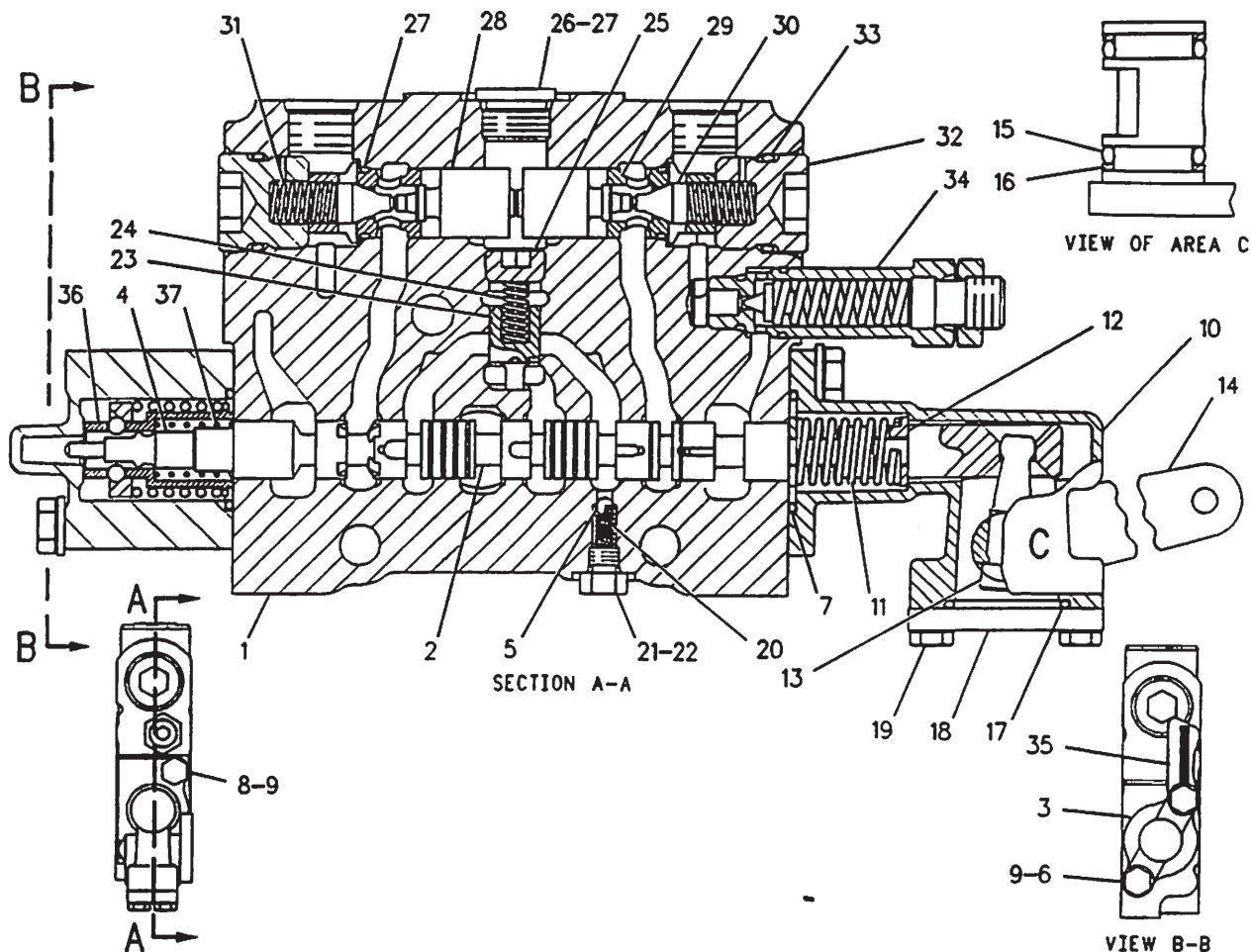
5051

1070543 VALVE GP-CONTROL
Scarifier
1014145-Page 344
1048646 Valve-Bank
An Attachment

SEBP2491

337

HYDRAULIC SYSTEM



NOTE	REF NO	PART NUMBER	QTY	PART NAME	NOTE	REF NO	PART NUMBER	QTY	PART NAME
	1	6E3043	1	BODY		27	3K0360	3	SEAL-O-RING
	2	1011150	1	STEM		28	1063660	2	PISTON
	3	1011980	1	HOUSING		29	6E3013	2	SEAT
	4	1011972	1	DETENT		30	1063658	2	VALVE
	5	5B9318	1	BALL		31	9J0403	2	SPRING
	6	8T6869	2	BOLT		32	9J0404	2	PLUG
	7	2K8199	2	SEAL-O-RING		33	7J9933	2	SEAL-O-RING
	8	8T4189	2	BOLT	Y	34	6E3033	1	VALVE GP-RELIEF
	9	8T4224	4	WASHER-HARD		35	1070520	1	PLATE-IDENTIFICATION
	10	1011984	1	BODY	Y	36	1084916	1	DETENT GP-CONTROL VALVE
	11	1027412	1	SPRING		37	1118234	1	SPRING
	12	1011973	4	RETAINER					
	13	1011971	1	LEVER					
	14	1011982	1	LEVER AS					
	15	8M4437	2	SEAL-O-RING					
	16	1011983	2	RING-BACKUP					
	17	4D9986	1	SEAL-O-RING					
	18	1012480	1	COVER					
	19	8T4138	2	BOLT					
	20	6E3007	1	SPRING					
	21	6E4502	1	PLUG					
	22	4J7533	1	SEAL-O-RING					
	23	6E3019	1	VALVE					
	24	6E5153	1	SPRING					
	25	1082187	1	PLUG-PIPE					
	26	9S8005	1	PLUG-O-RING					

Y-SEPARATE ILLUSTRATION

F-567908 EP

5051

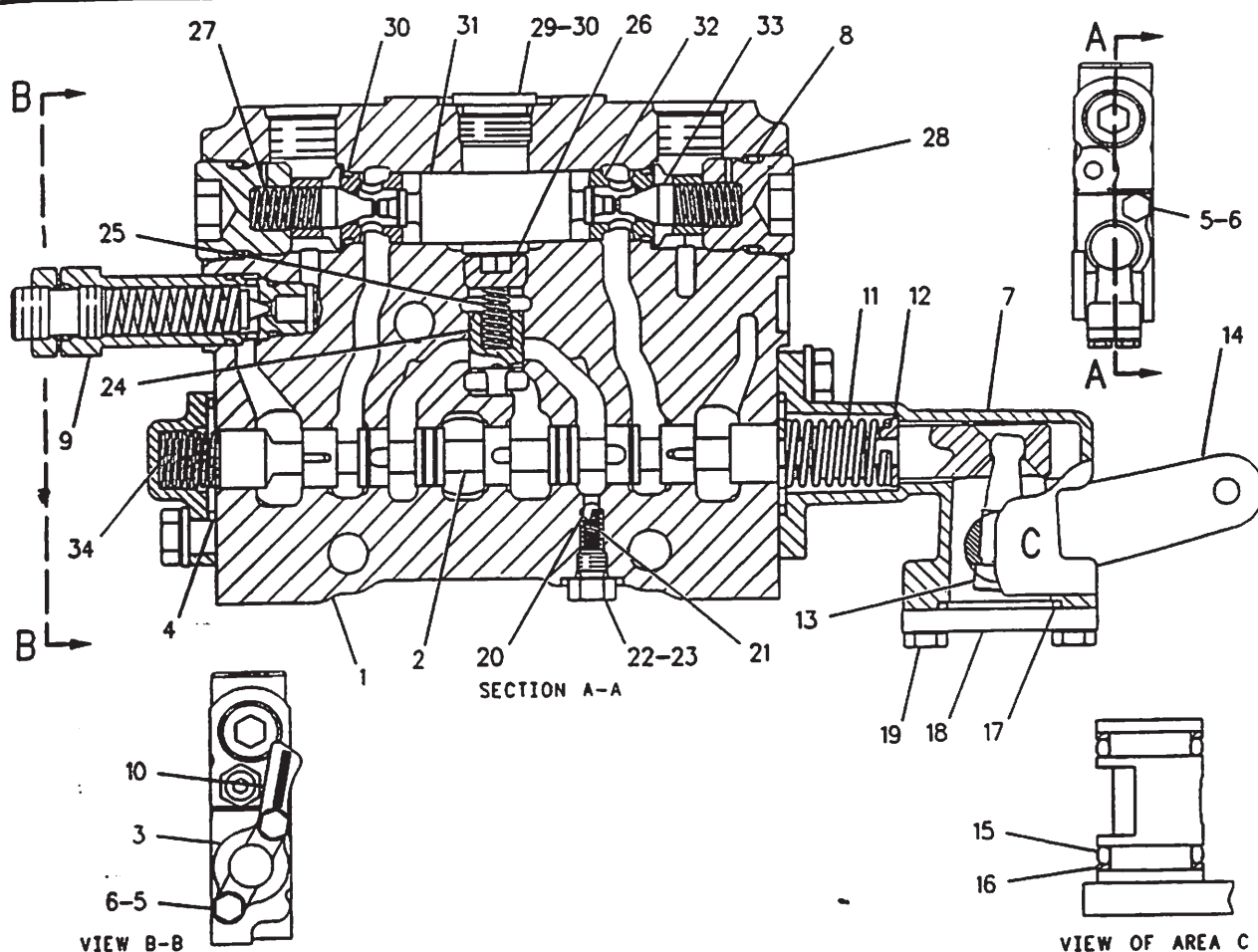
6E3037 VALVE GP-CONTROL

Blade Lift

6E3033-Page 341, 1084916-Page 276

Part Of 6E3038, 1048645, 1048646 Valves-Bank

HYDRAULIC SYSTEM



NOTE	REF NO	PART NUMBER	QTY	PART NAME	NOTE	REF NO	PART NUMBER	QTY	PART NAME
M	1	6E3058	1	BODY		27	9J0403	2	SPRING
	2	1011153	1	STEM		28	9J0404	2	PLUG
	3	1011978	1	COVER		29	9S8005	1	PLUG-O-RING
	4	2K8199	2	SEAL-O-RING		30	3K0360	3	SEAL-O-RING
	5	8T4189	4	BOLT		31	1063659	1	PISTON
	6	8T4224	4	WASHER-HARD		32	6E3013	2	SEAT
	7	1011984	1	BODY		33	1063658	2	VALVE
	8	7J9933	2	SEAL-O-RING		34	1118233	1	SPRING
	9	1014147	1	VALVE GP-RELIEF					
	10	1070519	1	PLATE-IDENTIFICATION					
Y	11	1027412	1	SPRING					
	12	1011973	4	RETAINER					
	13	1011971	1	LEVER					
	14	1011982	1	LEVER AS					
	15	8M4437	2	SEAL-O-RING					
	16	1011983	2	RING-BACKUP					
	17	4D9986	1	SEAL-O-RING					
	18	1012480	1	COVER					
	19	8T4138	2	BOLT					
	20	5B9318	1	BALL					
M	21	6E3007	1	SPRING					
	22	6E4502	1	PLUG					
	23	4J7533	1	SEAL-O-RING					
	24	6E3019	1	VALVE					
	25	6E5153	1	SPRING					
	26	1082187	1	PLUG-PIPE					

M-METRIC PART
Y-SEPARATE ILLUSTRATION

F-569384 EP

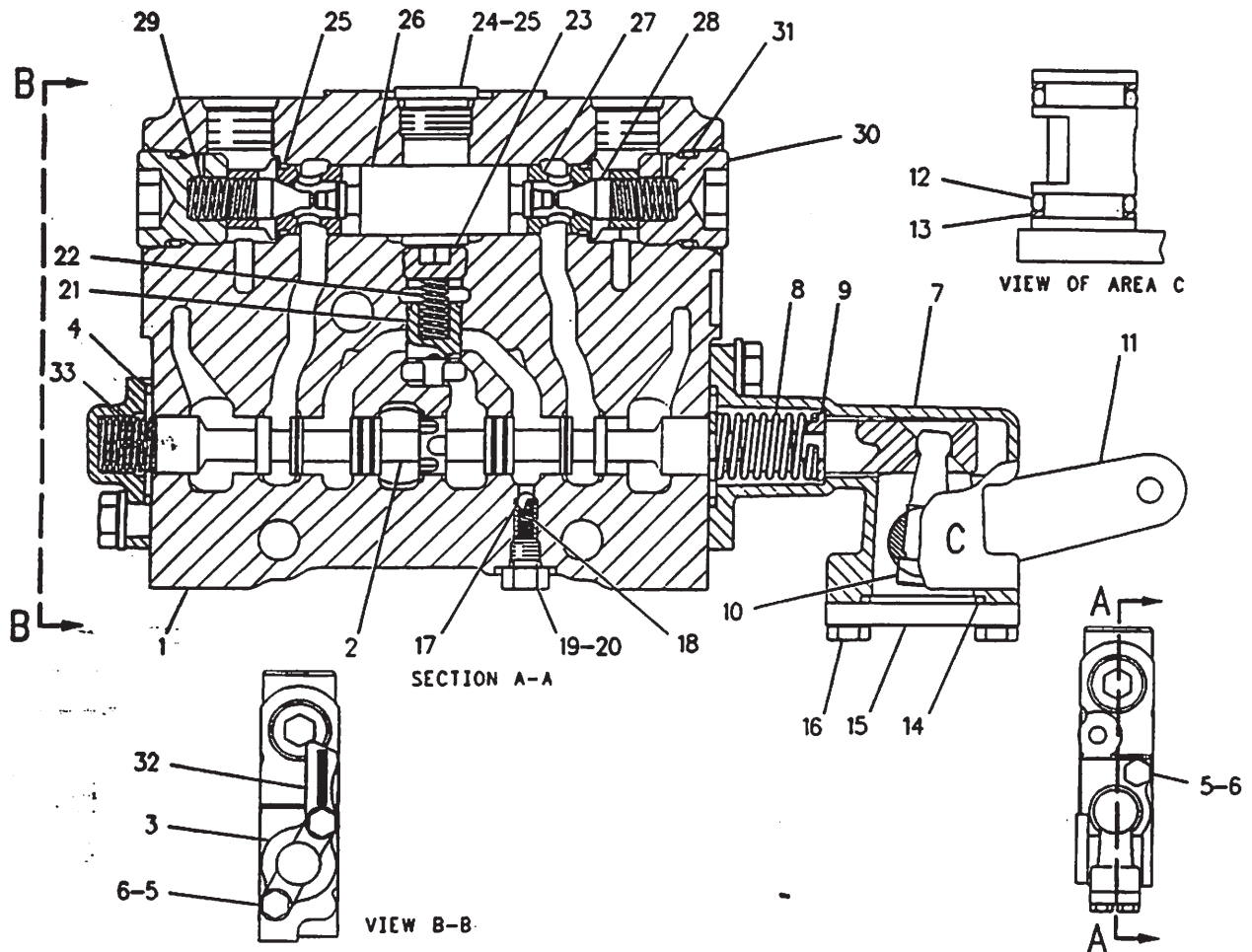
5051

6E3036 VALVE GP-CONTROL
Sideshift

1014147-Page 344

Part Of 6E3038, 1048645, 1048646 Valves-Bank

HYDRAULIC SYSTEM



NOTE	REF NO	PART NUMBER	QTY	PART NAME	NOTE	REF NO	PART NUMBER	QTY	PART NAME
M	1	6E3044	1	BODY	27	6E3013	2	SEAT	
	2	1011151	1	STEM	28	1063658	2	VALVE	
	3	1011978	1	COVER	29	9J0403	2	SPRING	
	4	2K8199	2	SEAL-O-RING	30	9J0404	2	PLUG	
	5	8T4189	4	BOLT	31	7J9933	2	SEAL-O-RING	
	6	8T4224	4	WASHER-HARD	32	1070518	1	PLATE-IDENTIFICATION	
	7	1011984	1	BODY	33	1118233	1	SPRING	
	8	1027412	1	SPRING					
	9	1011973	4	RETAINER					
	10	1011971	1	LEVER					
	11	1011982	1	LEVER AS					
	12	8M4437	2	SEAL-O-RING					
	13	1011983	2	RING-BACKUP					
	14	4D9986	1	SEAL-O-RING					
	15	1012480	1	COVER					
	16	8T4138	2	BOLT					
	17	5B9318	1	BALL					
	18	6E3007	1	SPRING					
	19	6E4502	1	PLUG					
	20	4J7533	1	SEAL-O-RING					
	21	6E3019	1	VALVE					
	22	6E5153	1	SPRING					
	23	1082187	1	PLUG-PIPE					
	24	9S8005	1	PLUG-O-RING					
	25	3K0360	3	SEAL-O-RING					
	26	1063659	1	PISTON					

M-METRIC PART

F-569053 EP

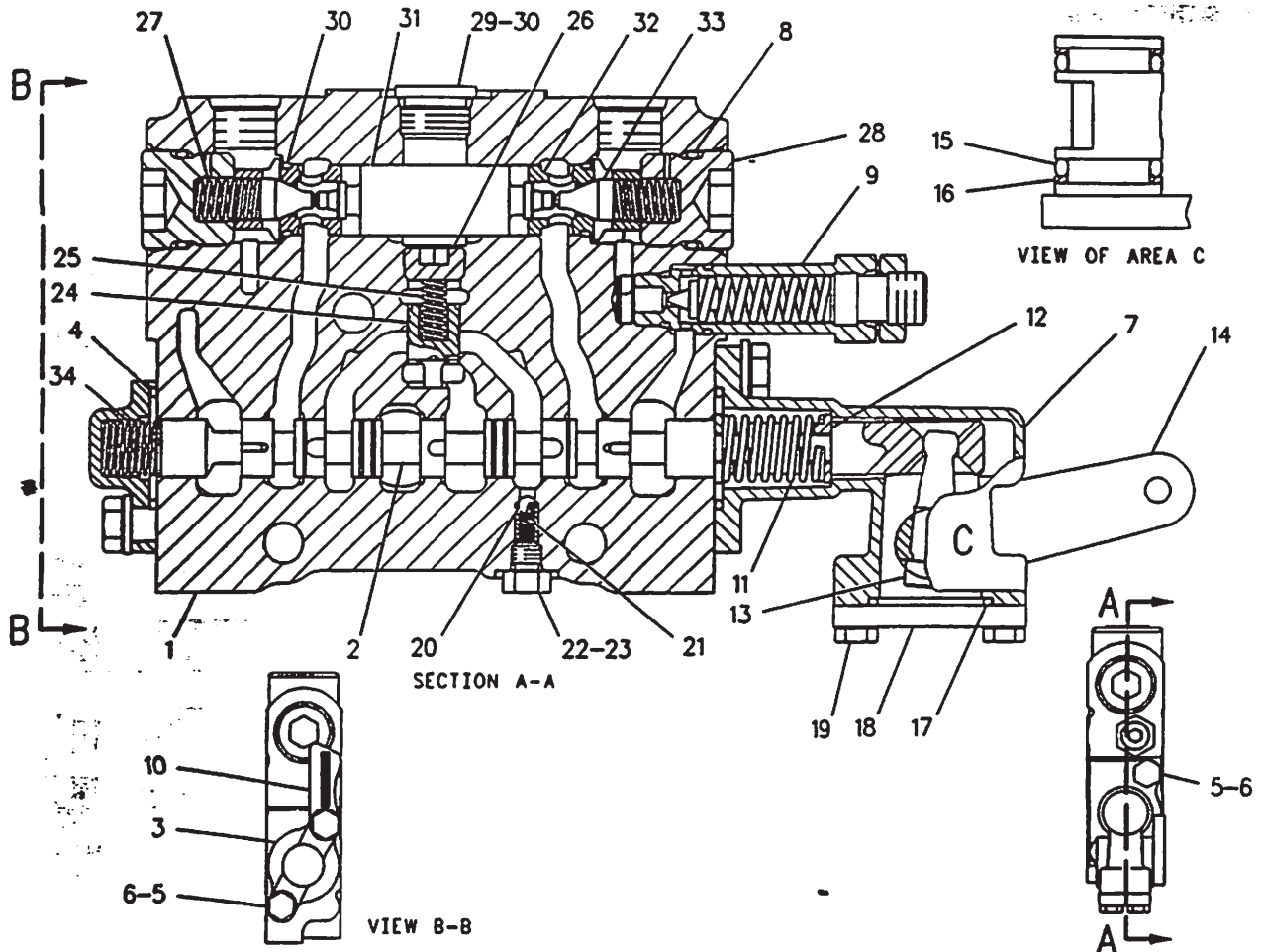
5051

6E3035 VALVE GP-CONTROL

Circle Drive

Part Of 6E3038, 1048645, 1048646 Valves-Bank

HYDRAULIC SYSTEM



NOTE	REF NO	PART NUMBER	QTY	PART NAME	NOTE	REF NO	PART NUMBER	QTY	PART NAME
M	1	6E4599	1	BODY	27	9J0403	2	SPRING	
	2	1011155	1	STEM	28	9J0404	2	PLUG	
	3	1011978	1	COVER	29	9S8005	1	PLUG-O-RING	
	4	2K8199	2	SEAL-O-RING	30	3K0360	3	SEAL-O-RING	
	5	8T4189	4	BOLT	31	1063659	1	PISTON	
	6	8T4224	4	WASHER-HARD	32	6E3013	2	SEAT	
Y	7	1011984	1	BODY	33	1063658	2	VALVE	
	8	7J9933	2	SEAL-O-RING	34	1118233	1	SPRING	
	9	1014147	1	VALVE GP-RELIEF					
	10	1070517	1	PLATE-IDENTIFICATION					
	11	1027412	1	SPRING					
	12	1011973	4	RETAINER					
M	13	1011971	1	LEVER					
	14	1011982	1	LEVER AS					
	15	8M4437	2	SEAL-O-RING					
	16	1011983	2	RING-BACKUP					
	17	409986	1	SEAL-O-RING					
	18	1012480	1	COVER					
	19	8T4138	2	BOLT					
	20	5B9318	1	BALL					
	21	6E3007	1	SPRING					
	22	6E4502	1	PLUG					
	23	4J7533	1	SEAL-O-RING					
	24	6E3019	1	VALVE					
	25	6E5153	1	SPRING					
	26	1082187	1	PLUG-PIPE					

M-METRIC PART
Y-SEPARATE ILLUSTRATION

F-569060 EP

5051

6E3034 VALVE GP-CONTROL
Blade Tip

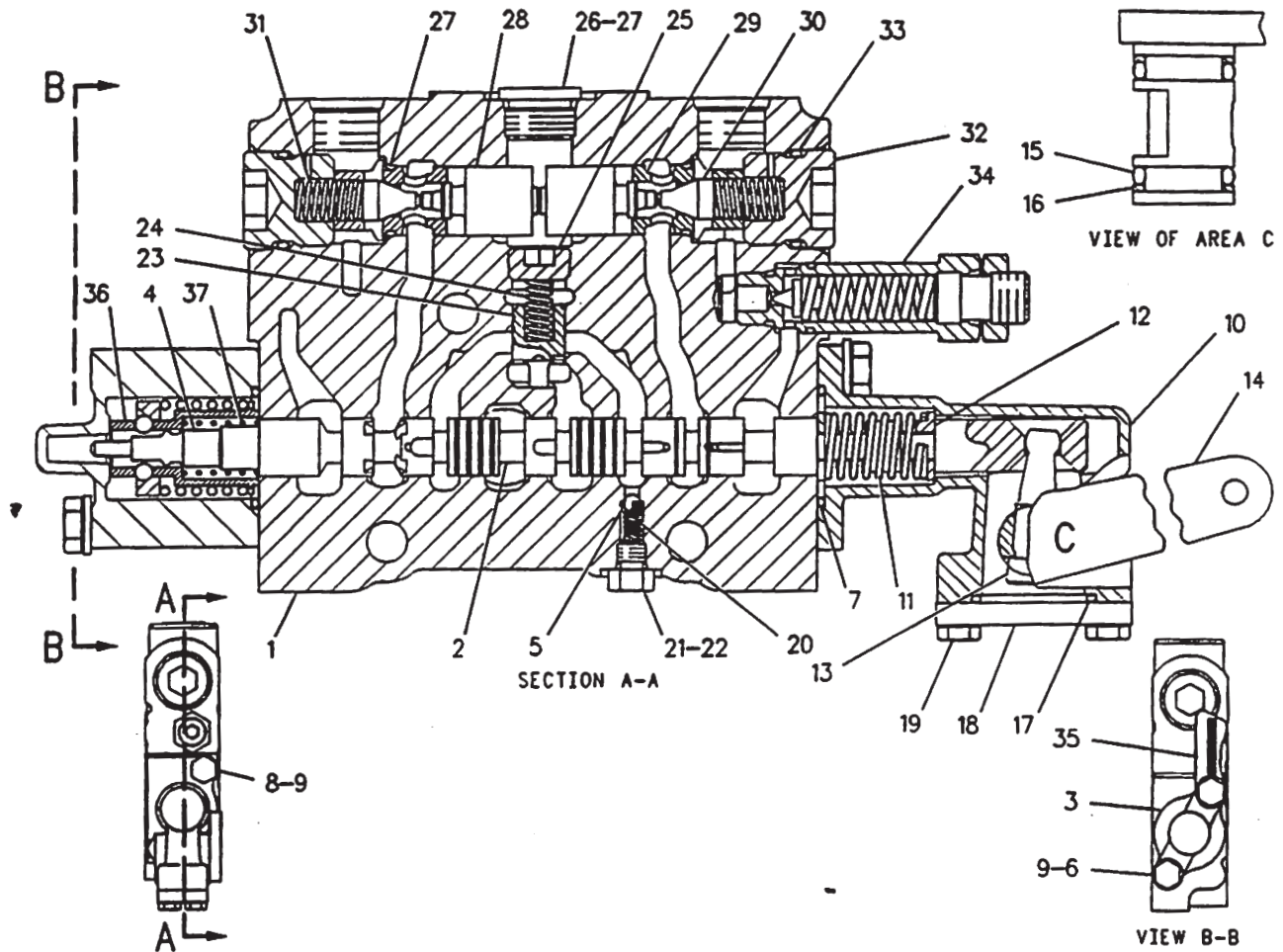
1014147-Page 344

Part Of 6E3038, 1048645, 1048646 Valves-Bank

SEBP2491

333

HYDRAULIC SYSTEM



NOTE	REF NO	PART NUMBER	QTY	PART NAME	NOTE	REF NO	PART NUMBER	QTY	PART NAME
	1	6E3043	1	BODY		27	3K0360	3	SEAL-O-RING
	2	1011150	1	STEM		28	1063660	2	PISTON
	3	1011980	1	HOUSING		29	6E3013	2	SEAT
	4	1011972	1	DETENT		30	1063658	2	VALVE
	5	5B9318	1	BALL		31	9J0403	2	SPRING
	6	8T6869	2	BOLT		32	9J0404	2	PLUG
	7	2K8199	2	SEAL-O-RING		33	7J9933	2	SEAL-O-RING
	8	8T4189	2	BOLT	Y	34	6E3033	1	VALVE GP-RELIEF
	9	8T4224	4	WASHER-HARD	Y	35	1070516	1	PLATE-IDENTIFICATION
	10	1011984	1	BODY		36	1084916	1	DETENT GP-CONTROL VALVE
	11	1027412	1	SPRING		37	1118234	1	SPRING
	12	1011973	4	RETAINER					
	13	1011971	1	LEVER					
	14	1011970	1	LEVER AS					
	15	8M4437	2	SEAL-O-RING					
	16	1011983	2	RING-BACKUP					
	17	4D9986	1	SEAL-O-RING					
	18	1012480	1	COVER					
	19	8T4138	2	BOLT					
	20	6E3007	1	SPRING					
	21	6E4502	1	PLUG					
	22	4J7533	1	SEAL-O-RING					
	23	6E3019	1	VALVE					
	24	6E5153	1	SPRING					
	25	1082187	1	PLUG-PIPE					
	26	9S8005	1	PLUG-O-RING					

Y-SEPARATE ILLUSTRATION

F-569374 EP

5051

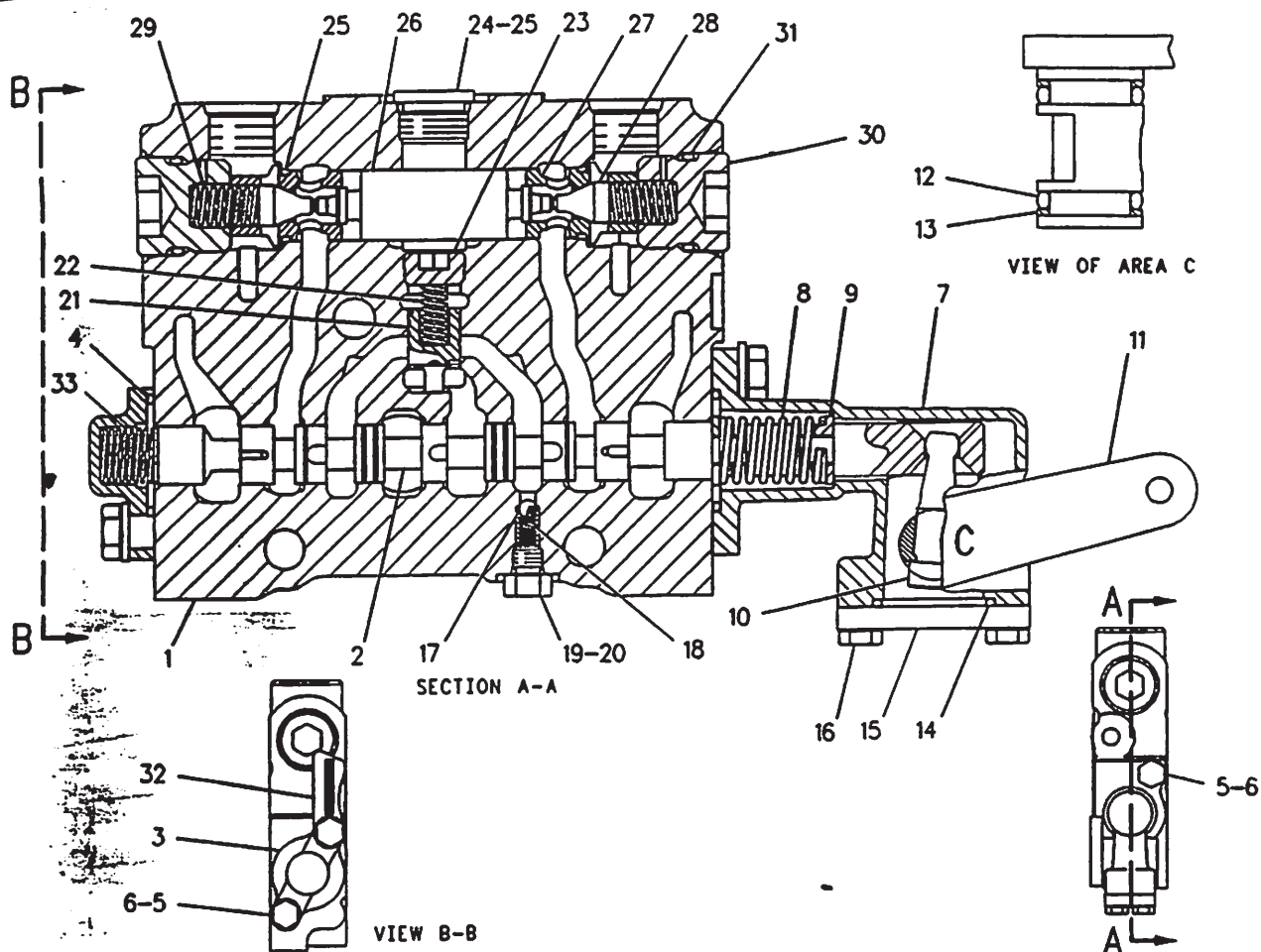
6E3031 VALVE GP-CONTROL
Blade Lift

6E3033-Page 341, 1084916-Page 276
Part Of 6E3032, 1048671 Valves-Bank
An Attachment

332

SEBP2491

HYDRAULIC SYSTEM



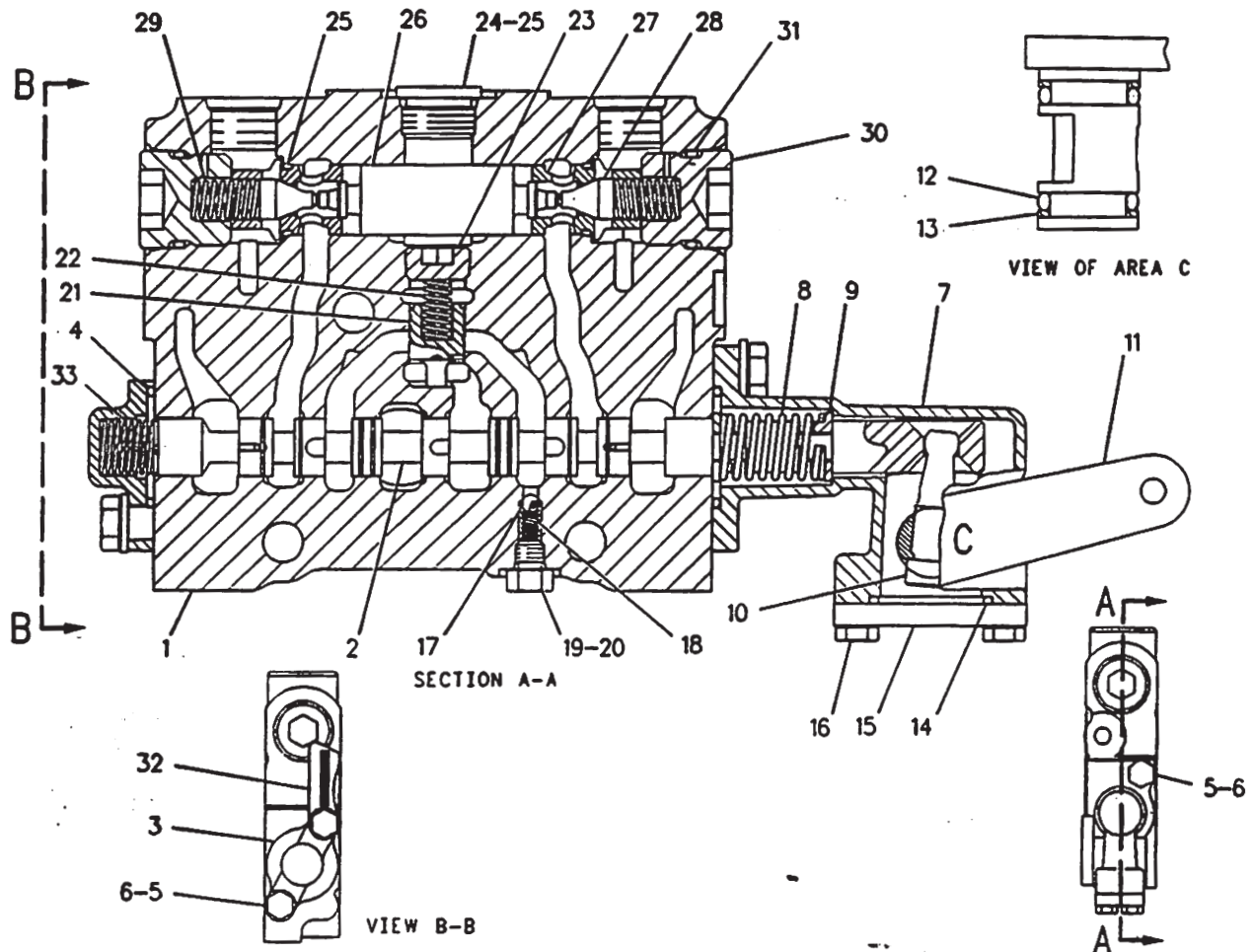
NOTE	REF NO	PART NUMBER	QTY	PART NAME	NOTE	REF NO	PART NUMBER	QTY	PART NAME
	1	6E3044	1	BODY		27	6E3013	2	SEAT
	2	1011154	1	STEM		28	1063658	2	VALVE
	3	1011978	1	COVER		29	9J0403	2	SPRING
	4	2K8199	2	SEAL-O-RING		30	9J0404	2	PLUG
	5	8T4189	4	BOLT		31	7J9933	2	SEAL-O-RING
	6	8T4224	4	WASHER-HARD		32	1070515	1	PLATE-IDENTIFICATION
	7	1011984	1	BODY		33	1118233	1	SPRING
	8	1027412	1	SPRING					
	9	1011973	4	RETAINER					
	10	1011971	1	LEVER					
	11	1011970	1	LEVER AS					
	12	8M4437	2	SEAL-O-RING					
	13	1011983	2	RING-BACKUP					
	14	4D9986	1	SEAL-O-RING					
	15	1012480	1	COVER					
	16	8T4138	2	BOLT					
	17	5B9318	1	BALL					
	18	6E3007	1	SPRING					
	19	6E4502	1	PLUG					
	20	4J7533	1	SEAL-O-RING					
	21	6E3019	1	VALVE					
	22	6E5153	1	SPRING					
	23	1082187	1	PLUG-PIPE					
	24	9S8005	1	PLUG-O-RING					
	25	3K0360	3	SEAL-O-RING					
	26	1063659	1	PISTON					

F-569370 EP

5051

6E3030 VALVE GP-CONTROL
Wheel Lean
Part Of 6E3032, 1048671 Valves-Bank
An Attachment

HYDRAULIC SYSTEM



NOTE	REF NO	PART NUMBER	QTY	PART NAME	NOTE	REF NO	PART NUMBER	QTY	PART NAME
M	1	6E3044	1	BODY		27	6E3013	2	SEAT
	2	1011149	1	STEM		28	1063658	2	VALVE
	3	1011978	1	COVER		29	9J0403	2	SPRING
	4	2K8199	2	SEAL-O-RING		30	9J0404	2	PLUG
	5	8T4189	4	BOLT		31	7J9933	2	SEAL-O-RING
	6	8T4224	4	WASHER-HARD		32	1070513	1	PLATE-IDENTIFICATION
	7	1011984	1	BODY		33	1118233	1	SPRING
	8	1027412	1	SPRING					
	9	1011973	4	RETAINER					
	10	1011971	1	LEVER					
M	11	1011970	1	LEVER AS					
	12	8M4437	2	SEAL-O-RING					
	13	1011983	2	RING-BACKUP					
	14	4D9986	1	SEAL-O-RING					
	15	1012480	1	COVER					
	16	8T4138	2	BOLT					
	17	5B9318	1	BALL					
	18	6E3007	1	SPRING					
	19	6E4502	1	PLUG					
	20	4J7533	1	SEAL-O-RING					
	21	6E3019	1	VALVE					
	22	6E5153	1	SPRING					
	23	1082187	1	PLUG-PIPE					
	24	9S8005	1	PLUG-O-RING					
	25	3K0360	3	SEAL-O-RING					
	26	1063659	1	PISTON					

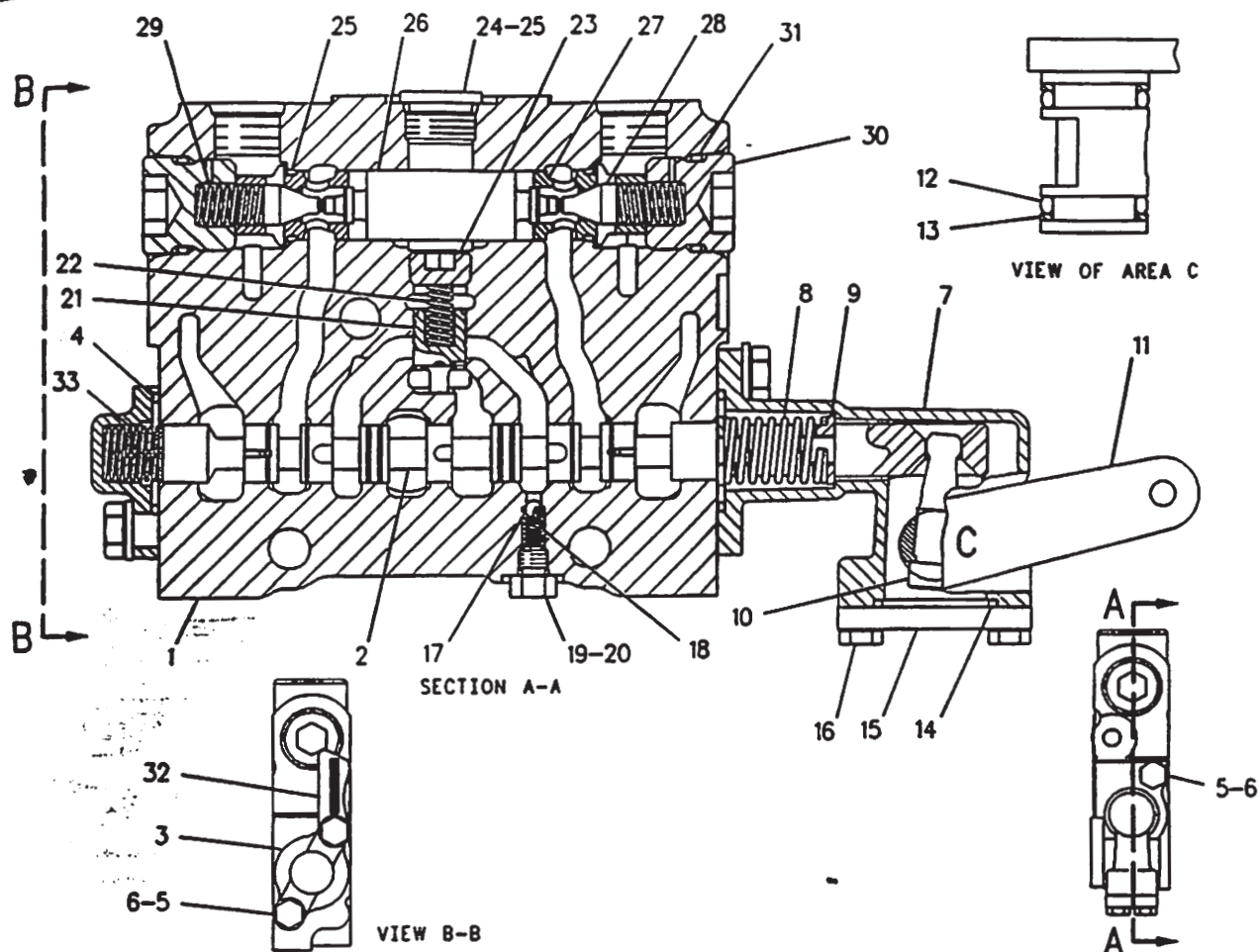
M-METRIC PART

F-569352 EF

5051

6E3029 VALVE GP-CONTROL
Centershift
Part Of 6E3032, 1048671 Valves-Bank
An Attachment

HYDRAULIC SYSTEM



NOTE	REF NO	PART NUMBER	QTY	PART NAME	NOTE	REF NO	PART NUMBER	QTY	PART NAME
M	1	6E3044	1	BODY	27	6E3013	2	SEAT	
	2	1011148	1	STEM	28	1063658	2	VALVE	
	3	1011978	1	COVER	29	9J0403	2	SPRING	
	4	2K8199	2	SEAL-O-RING	30	9J0404	2	PLUG	
	5	8T4189	4	BOLT	31	7J9933	2	SEAL-O-RING	
	6	8T4224	4	WASHER-HARD	32	1070512	1	PLATE-IDENTIFICATION	
	7	1011984	1	BODY	33	1118233	1	SPRING	
	8	1027412	1	SPRING					
	9	1011973	4	RETAINER					
	10	1011971	1	LEVER					
M	11	1011970	1	LEVER AS					
	12	8M4437	2	SEAL-O-RING					
	13	1011983	2	RING-BACKUP					
	14	4D9986	1	SEAL-O-RING					
	15	1012480	1	COVER					
	16	8T4138	2	BOLT					
	17	5B9318	1	BALL					
	18	6E3007	1	SPRING					
	19	6E4502	1	PLUG					
	20	4J7533	1	SEAL-O-RING					
	21	6E3019	1	VALVE					
	22	6E5153	1	SPRING					
	23	1082187	1	PLUG-PIPE					
	24	958005	1	PLUG-O-RING					
	25	3K0360	3	SEAL-O-RING					
	26	1063659	1	PISTON					

M-METRIC PART

F-569282 EP

5266

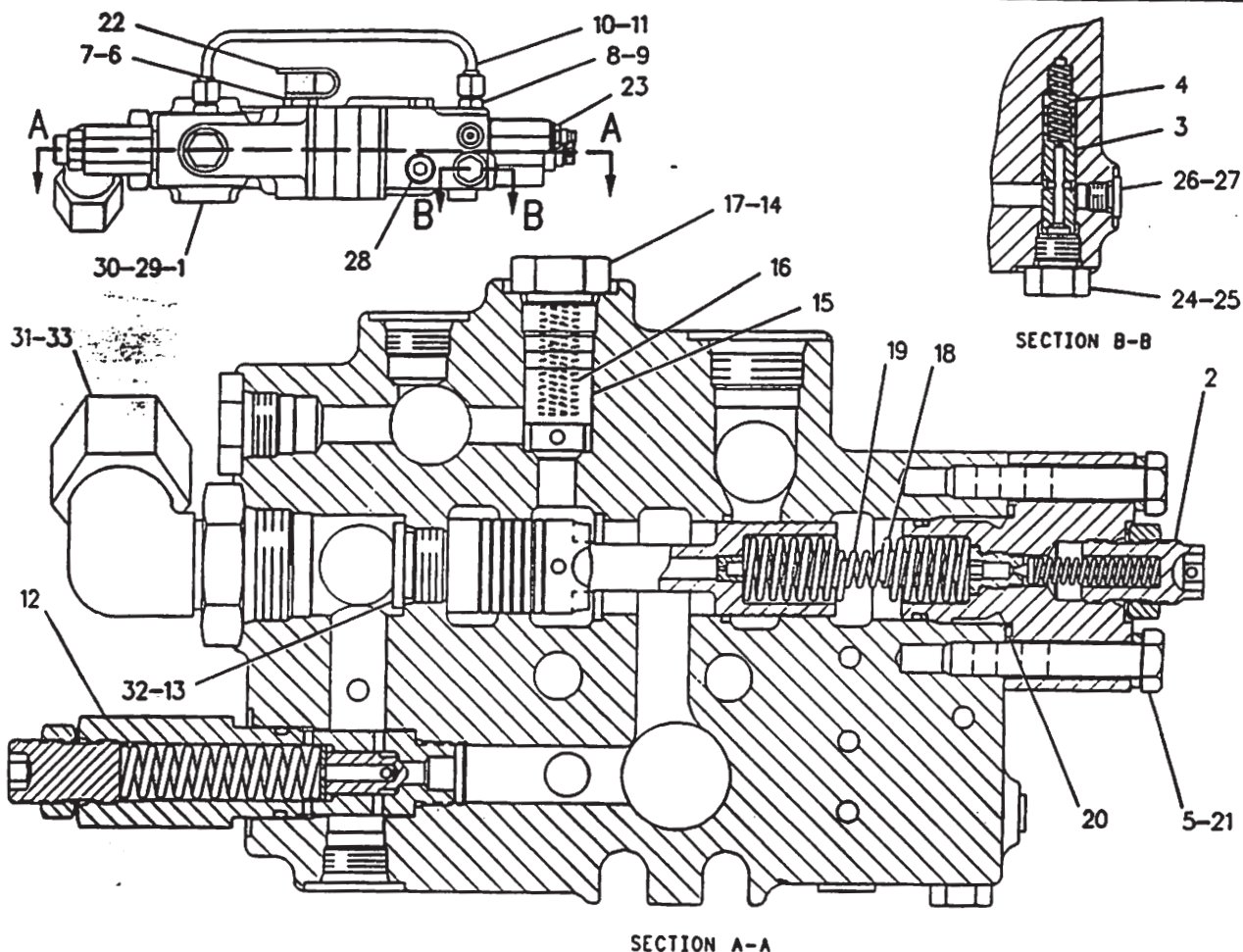
6E3028 VALVE GP-CONTROL

Articulation

Part Of 6E3032, 1048671 Valves-Bank

An Attachment

HYDRAULIC SYSTEM



NOTE	REF NO	PART NUMBER	QTY	PART NAME	NOTE	REF NO	PART NUMBER	QTY	PART NAME
Y	1	6E2866	1	VALVE GP		26	9S8001	3	PLUG-O-RING (5/16-24 THD)
Y	2	1006021	1	VALVE GP-RELIEF		27	4J7533	3	SEAL-O-RING (6.07MM ID)
	3	1273598	1	INSERT		28	4T1860	1	VALVE GP-SHUTTLE (COMBINATION)
M	4	3T8236	1	SPRING	Y	29	1119632	1	PLATE-IDENTIFICATION
	5	6V5230	2	BOLT		30	4B4158	1	SCREW
	6	6V3965	1	NIPPLE AS		31	2S4078	1	SEAL-O-RING (37.46MM ID)
	7	3J1907	1	SEAL-O-RING (11.89MM ID)		32	4K1388	1	SEAL-O-RING (26.6MM ID)
	8	6V8647	2	CONNECTOR-SEAL		33	8T8987	1	ELBOW-O-RING
	9	3J7354	2	SEAL-O-RING (8.92MM ID)					
	10	6E1923	1	TUBE AS					
	11	4J5477	2	SEAL-O-RING (8.61MM ID)					
Y	12	4T4935	1	VALVE GP-RELIEF					
	13	9S8009	1	PLUG-O-RING					
	14	2M9780	1	SEAL-O-RING (19.18MM ID)					
	15	1H0337	1	VALVE					
	16	9F6705	1	SPRING					
	17	9S4189	1	PLUG-O-RING					
	18	6E1924	1	SPRING					
	19	6E1925	1	SPRING					
	20	5M2057	1	SEAL-O-RING (34.59MM ID)					
	21	8M3175	2	WASHER-HARD					
	22	6V0852	1	CAP-DUST					
Y	23	6E4703	1	VALVE GP-RELIEF					
	24	3K8460	1	PLUG					
	25	1J9671	1	SEAL-O-RING (10.52MM ID)					

M-METRIC PART
Y-SEPARATE ILLUSTRATION

F-609517 CP

5064

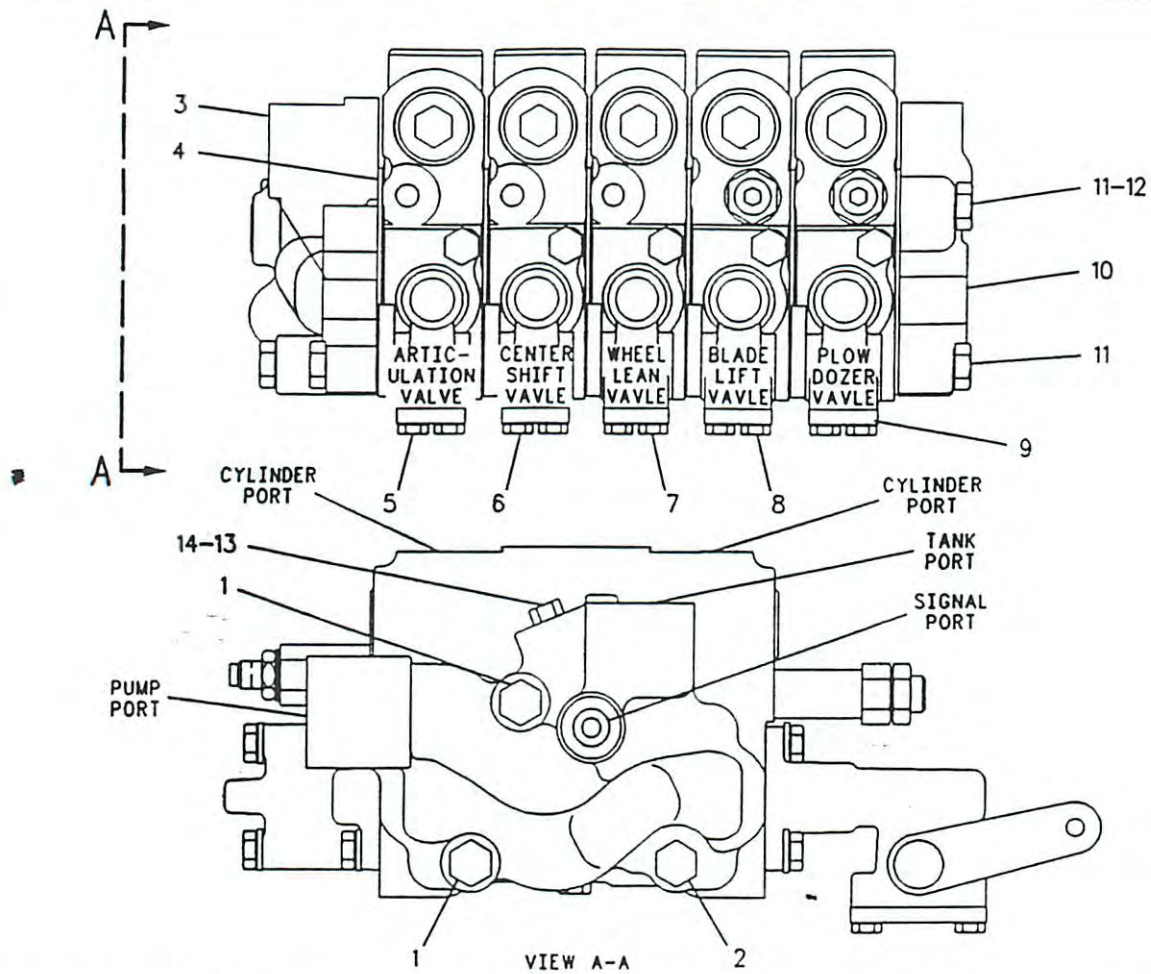
9T5957 VALVE GP-COMBINATION

6E2866-Page 322, 1006021-Page 343, 4T4935-Page 341,

6E4703-Page 342, 4T1860-Page 347

Part Of 8W6251 Lines-Pump

HYDRAULIC SYSTEM



NOTE	REF NO	PART NUMBER	QTY	PART NAME	NOTE	REF NO	PART NUMBER	QTY	PART NAME
M	1	7X2546	2	BOLT					
M	2	1376720	1	BOLT-HEX HEAD					
	3	1026238	1	MANIFOLD					
	4	1010509	6	PLATE-SEAL					
Y	5	6E3028	1	VALVE GP-CONTROL (ARTICULATION)					
Y	6	6E3029	1	VALVE GP-CONTROL (CENTER SHIFT)					
Y	7	6E3030	1	VALVE GP-CONTROL (WHEEL LEAN)					
Y	8	6E3031	1	VALVE GP-CONTROL (BLADE LIFT)					
Y	9	1070547	1	VALVE GP-CONTROL (PLOW & BULLDOZER)					
	10	1019346	1	COVER					
M	11	1376719	3	BOLT-HEX HEAD					
	12	1070506	1	PLATE-IDENTIFICATION					
	13	9S4180	1	PLUG-O-RING					
	14	4J7533	1	SEAL-O-RING (6.07MM ID)					

M-METRIC PART
Y-SEPARATE ILLUSTRATION

F-687625 CP

5051

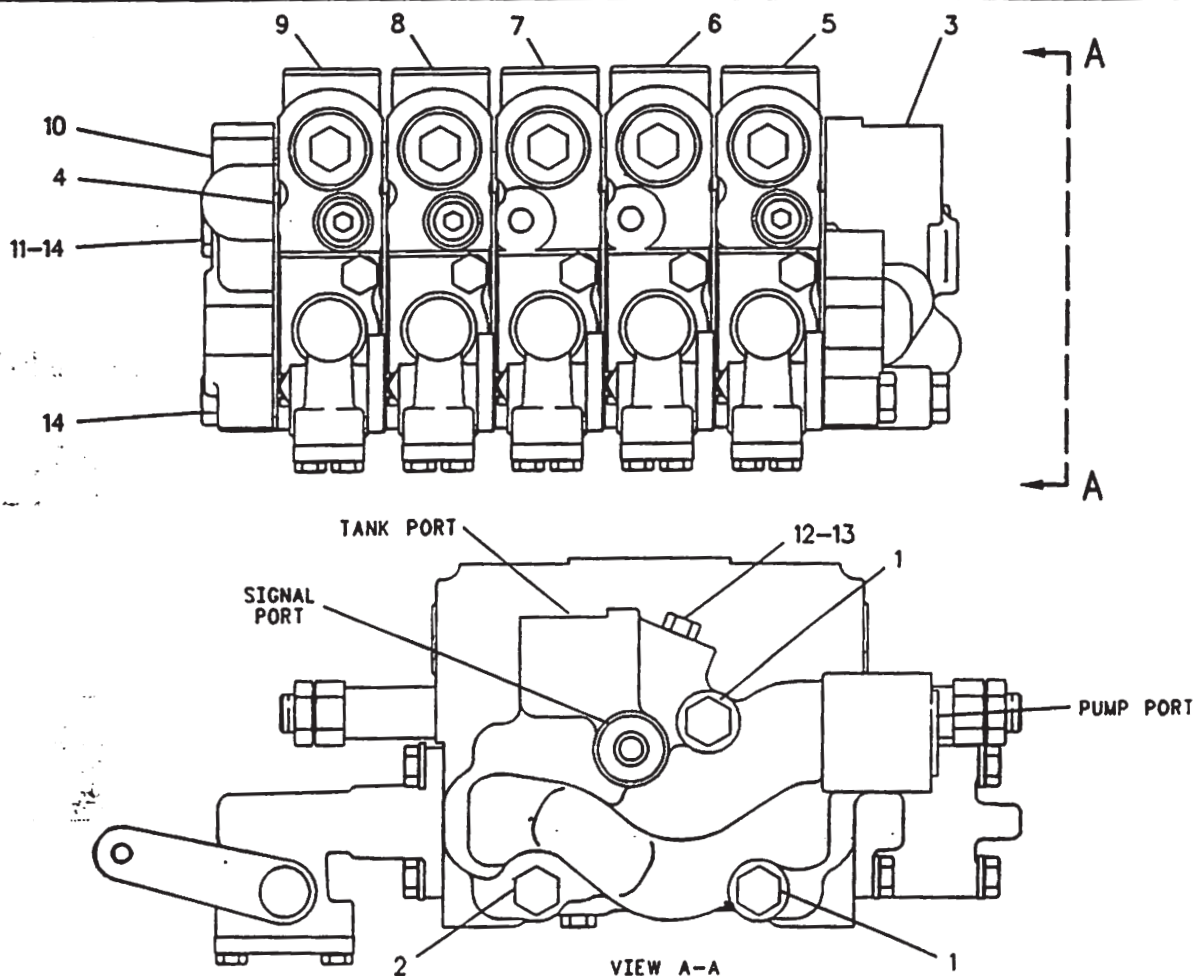
1048671 VALVE GP-BANK 5

6E3028-Page 329, 6E3029-Page 330, 6E3030-Page 331,

6E3031-Page 332, 1070547-Page 339

Part Of 1125499 Valve & Linkage

HYDRAULIC SYSTEM



NOTE	REF NO	PART NUMBER	QTY	PART NAME	NOTE	REF NO	PART NUMBER	QTY	PART NAME
M	1	7X2546	2	BOLT					
M	2	1376720	1	BOLT-HEX HEAD					
	3	1028385	1	MANIFOLD					
	4	1010509	6	PLATE-SEAL					
Y	5	6E3034	1	VALVE GP-CONTROL (BLADE TIP)					
Y	6	6E3035	1	VALVE GP-CONTROL (CIRCLE DRIVE)					
Y	7	6E3036	1	VALVE GP-CONTROL (SIDE SHIFT)					
Y	8	6E3037	1	VALVE GP-CONTROL (BLADE LIFT)					
Y	9	1070543	1	VALVE GP-CONTROL (SCARIFIER)					
	10	1019346	1	COVER					
	11	1070499	1	PLATE-IDENTIFICATION					
	12	954180	1	PLUG-O-RING					
	13	4J7533	1	SEAL-O-RING (6.07MM ID)					
M	14	1376719	3	BOLT-HEX HEAD					

M-METRIC PART
Y-SEPARATE ILLUSTRATION

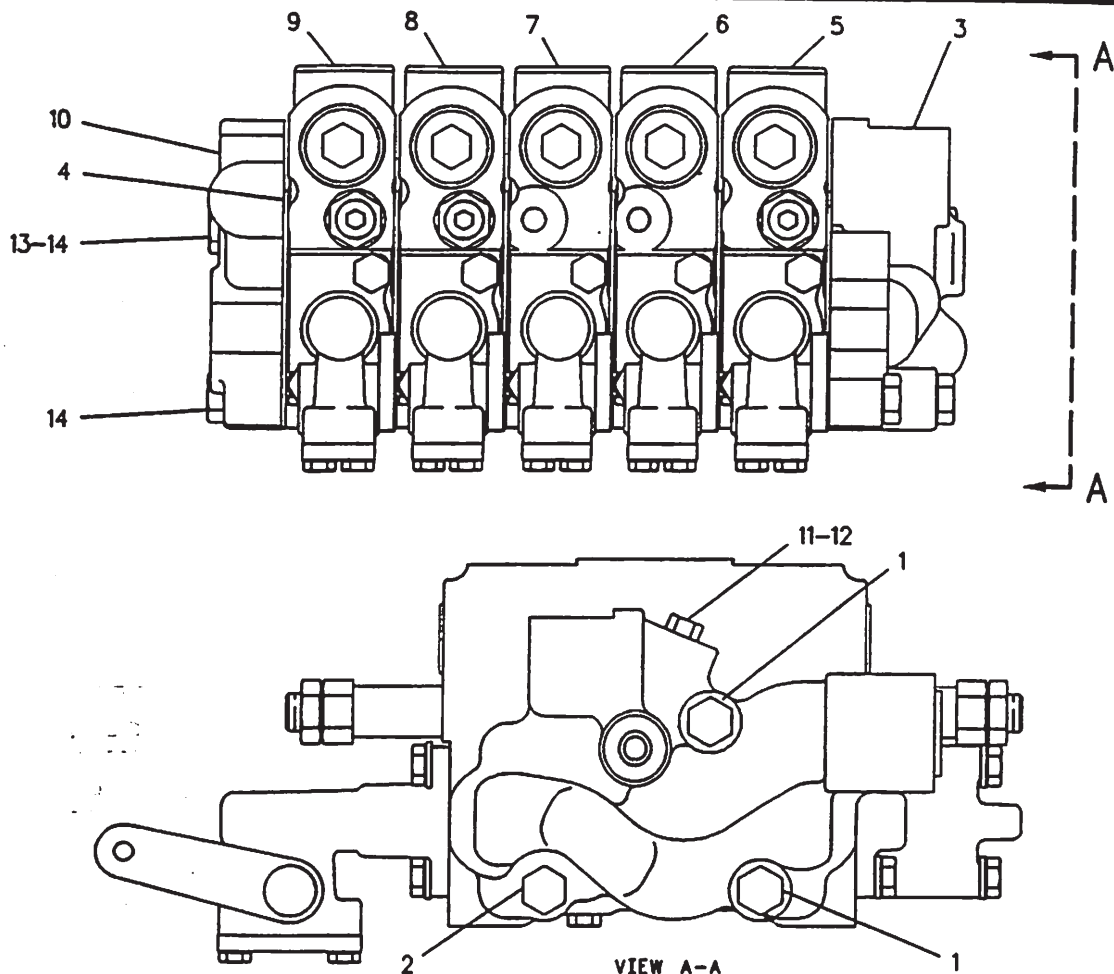
F-684456 CP

5051

1048646 VALVE GP-BANK 5

6E3035-Page 334, 6E3036-Page 335, 6E3037-Page 336, 1070543-Page 337
6E3034-Page 333. Part Of 714624 Valve & Linkage
An Attachment

HYDRAULIC SYSTEM



NOTE	REF NO	PART NUMBER	QTY	PART NAME	NOTE	REF NO	PART NUMBER	QTY	PART NAME
M	1	7X2546	2	BOLT					
M	2	1376720	1	BOLT-HEX HEAD					
	3	1028385	1	MANIFOLD					
	4	1010509	6	PLATE-SEAL					
Y	5	6E3034	1	VALVE GP-CONTROL (BLADE TIP)					
Y	6	6E3035	1	VALVE GP-CONTROL (CIRCLE DRIVE)					
Y	7	6E3036	1	VALVE GP-CONTROL (SIDE SHIFT)					
Y	8	6E3037	1	VALVE GP-CONTROL (BLADE LIFT)					
Y	9	1070545	1	VALVE GP-CONTROL (RIPPER)					
	10	1019346	1	COVER					
	11	9S4180	1	PLUG-O-RING					
	12	4J7533	1	SEAL-O-RING					
	13	1070498	1	PLATE-IDENTIFICATION					
M	14	1376719	3	BOLT-HEX HEAD					

M-METRIC PART
Y-SEPARATE ILLUSTRATION

F-683125 CP

5051

1048645 VALVE GP-BANK 5

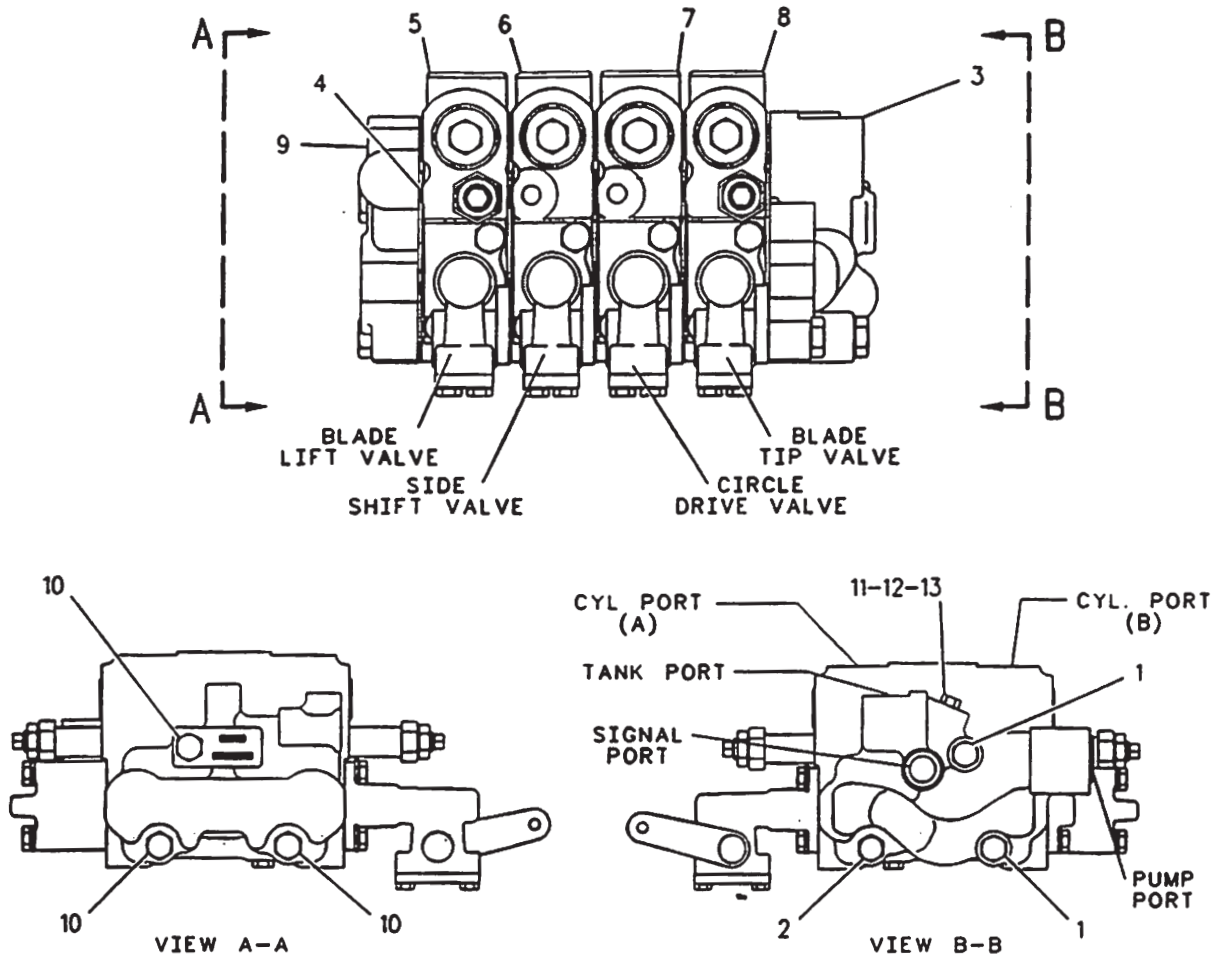
6E3034-Page 333, 6E3035-Page 334, 6E3036-Page 335,

6E3037-Page 336, 1070545-Page 338

Part Of 714622, 1125499 Valves & Linkage

An Attachment

HYDRAULIC SYSTEM



NOTE	REF NO	PART NUMBER	QTY	PART NAME	NOTE	REF NO	PART NUMBER	QTY	PART NAME
M	1	7X2546	2	BOLT					
	2	1376720	1	BOLT-HEX HEAD					
	3	1028385	1	MANIFOLD					
	4	1010509	5	PLATE-SEAL					
Y	5	6E3037	1	VALVE GP-CONTROL (BLADE LIFT)					
Y	6	6E3036	1	VALVE GP-CONTROL (SIDE SHIFT)					
Y	7	6E3035	1	VALVE GP-CONTROL (CIRCLE DRIVE)					
Y	8	6E3034	1	VALVE GP-CONTROL (BLADE TIP)					
	9	1019346	1	COVER					
M	10	8T4186	3	BOLT					
	11	4J7533	1	SEAL-O-RING (6.07MM ID)					
	12	9S4180	1	PLUG-O-RING					

M-METRIC PART
Y-SEPARATE ILLUSTRATION

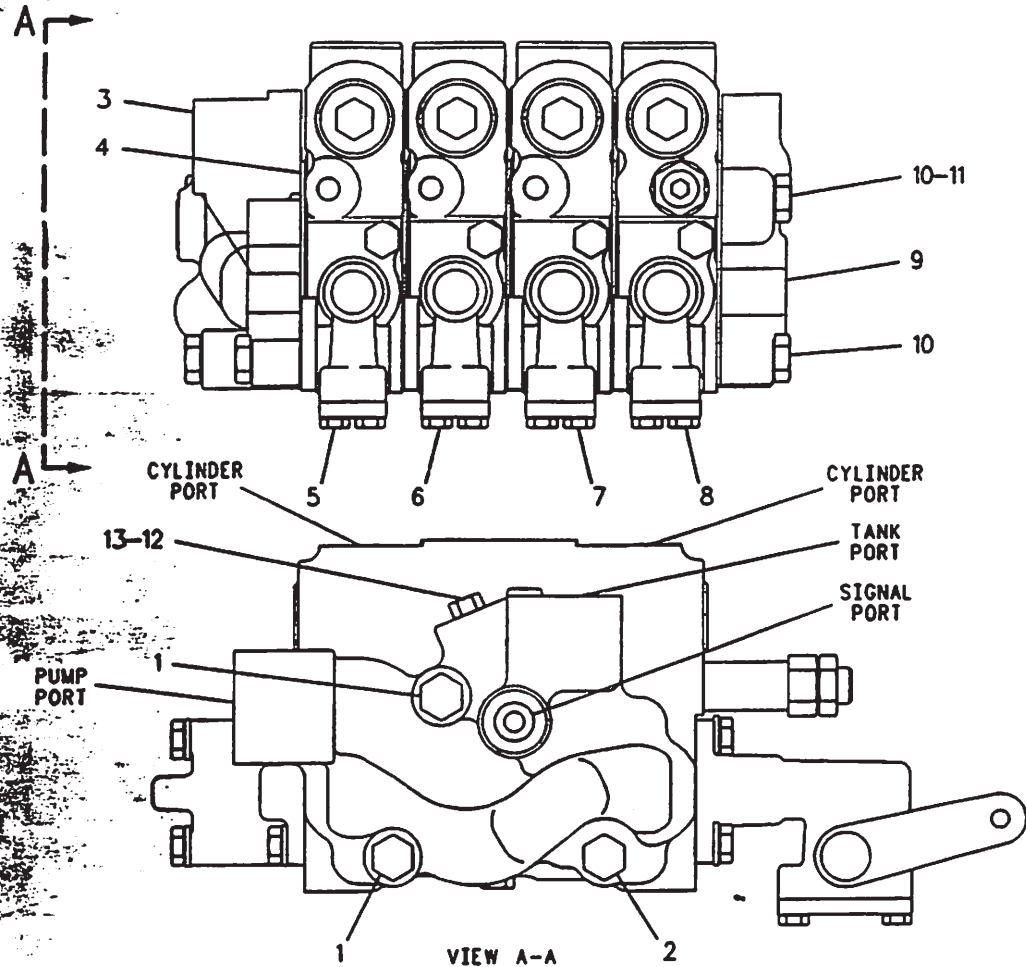
F-691408 CP

5088

6E3038 VALVE GP-BANK 4
Hydraulic Control

6E3034-Page 333, 6E3035-Page 334, 6E3036-Page 335, 6E3037-Page 336
Part Of 8X1949 Valve & Linkage

HYDRAULIC SYSTEM



NOTE	REF NO	PART NUMBER	QTY	PART NAME	NOTE	REF NO	PART NUMBER	QTY	PART NAME
M	1	7X2546	2	BOLT					
	2	1376720	1	BOLT-HEX HEAD					
	3	1026238	1	MANIFOLD					
	4	1010509	5	PLATE-SEAL					
Y	5	6E3028	1	VALVE GP-CONTROL (ARTICULATION)					
Y	6	6E3029	1	VALVE GP-CONTROL (CENTER SHIFT)					
Y	7	6E3030	1	VALVE GP-CONTROL (WHEEL LEAN)					
Y	8	6E3031	1	VALVE GP-CONTROL (BLADE LIFT)					
	9	1019346	1	COVER					
M	10	8T4186	3	BOLT					
	11	6E3027	1	PLATE-IDENTIFICATION					
	12	9S4180	1	PLUG-O-RING					
	13	4J7533	1	SEAL-O-RING (6.07MM ID)					

M-METRIC PART
Y-SEPARATE ILLUSTRATION

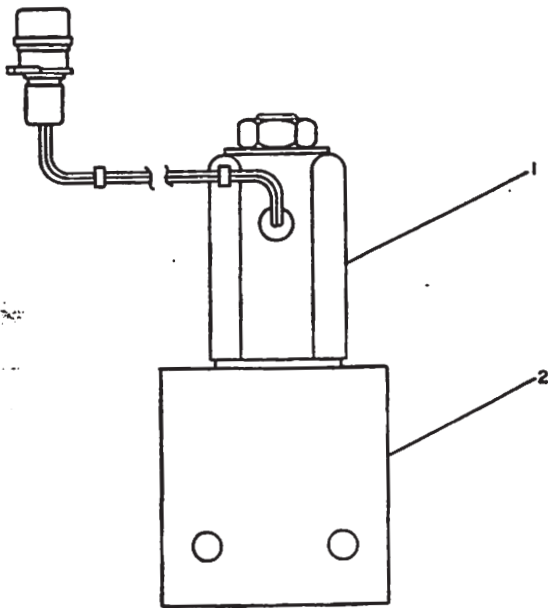
F-689993 CP

5088

6E3032 VALVE GP-BANK 4
Hydraulic Control

6E3028-Page 329, 6E3029-Page 330, 6E3030-Page 331, 6E3031-Page 332
Part Of 714622, 714624, 8X1949 Valves & Linkage
An Attachment

HYDRAULIC SYSTEM



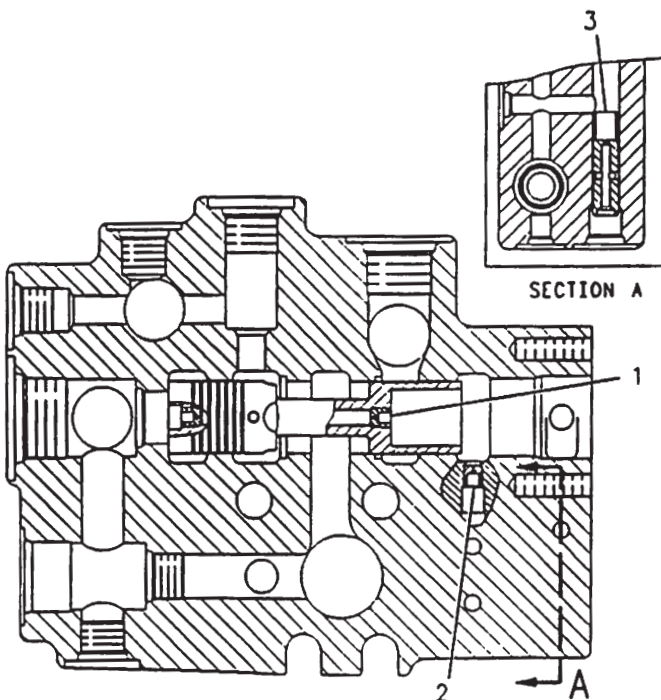
NOTE	REF NO	PART NUMBER	QTY	PART NAME
Y	1	6T8046	1	VALVE GP-SOLENOID
C	2	8C6162	1	MANIFOLD

C-CHANGE FROM PREVIOUS TYPE
Y-SEPARATE ILLUSTRATION

B-414697 EP

5479

7T6517 VALVE & MOUNTING GP
6T8046-Page 347
Part Of 8X9733 Lines-Accumulator
An Attachment



NOTE	REF NO	PART NUMBER	QTY	PART NAME
	1	8J6815	2	PLUG-ORIFICE
	2	3P9498	1	PLUG-ORIFICE
	3	1091144	1	VALVE

F-609448 CP

1252

6E2866 VALVE GP
S/N 8MN1-448
Part Of 9T5957 Valve-Combination

HYDRAULIC SYSTEM

NOTE	REF NO	PART NUMBER	QTY	PART NAME	NOTE	REF NO	PART NUMBER	QTY	PART NAME
	1	8X5499	2	RETAINER					
	2	1012457	2	LEVER					
	3	805634	2	LEVER					
	4	4L6459	1	BOLT (3/8-16X2 1/2 IN)					
	5	8W0456	1	SHAFT-GOVERNOR CONTROL					
	6	8X4276	10	ROD					
		6V8186	20	NUT-FULL (5/16-24 THD)					
		7H3641	20	ROD END					
	7	805633	2	LEVER					
	8	1012458	2	LEVER					
	9	1374515	2	SPACER					
	10	805640	12	BEARING					
B	11	805636	4	SHIM (.254MM THK)					
B	12	805637	4	SHIM (.76MM THK)					
	13	6L1962	10	NUT-JAM					
	14	8T9043	20	BOLT (5/16-18X.875IN)					
	15	3F9556	20	LOCKWASHER					
	16	9B7237	1	BOLT (3/8-16X1.25IN)					
	17	805641	10	BEARING					
	18	2G6757	1	KNOB-BLADE LIFT					
M	19	8T4136	4	BOLT (M10X1.50X25MM)					
	20	2G6749	1	KNOB-SIDESHIFT					
	21	2G6747	1	KNOB-BLADE TIP					
	22	805632	2	LEVER					
	23	2G6751	1	KNOB-CIRCLE DRIVE					
	24	2G6748	1	KNOB-BLADE LIFT					
	25	2G6756	1	KNOB-WHEEL LEAN					
	26	2G6752	1	KNOB-ARTICULATION					
	27	2G6755	1	KNOB-CENTERSHIFT					
	28	5P1075	2	WASHER-HARD					
	29	9M1853	6	MOUNTING					
	30	5P1076	6	WASHER-HARD					
	31	1047740	1	PLATE AS-LH					
		1F0748	2	NUT-WELD					
	32	1047419	1	PLATE AS-RH					
		1F0748	2	NUT-WELD					
	33	1047429	2	PLATE					
	34	1374516	1	SHAFT					
	35	2G6740	1	KNOB-RIPPER					
	36	2G6754	1	KNOB-PLOW & BULLDOZER LIFT					
	37	6V8188	2	NUT					
M	38	8T4195	4	BOLT (M10X1.50X30MM)					
	39	8F6437	6	WASHER					
	40	5P2424	6	BOLT (1/2-13X2.25IN)					
	41	6B0933	4	SPACER					
	42	8T4121	8	WASHER					
Y	43	1048671	1	VALVE GP-BANK 5 (RH)					
Y	44	1048645	1	VALVE GP-BANK 5 (LH)					

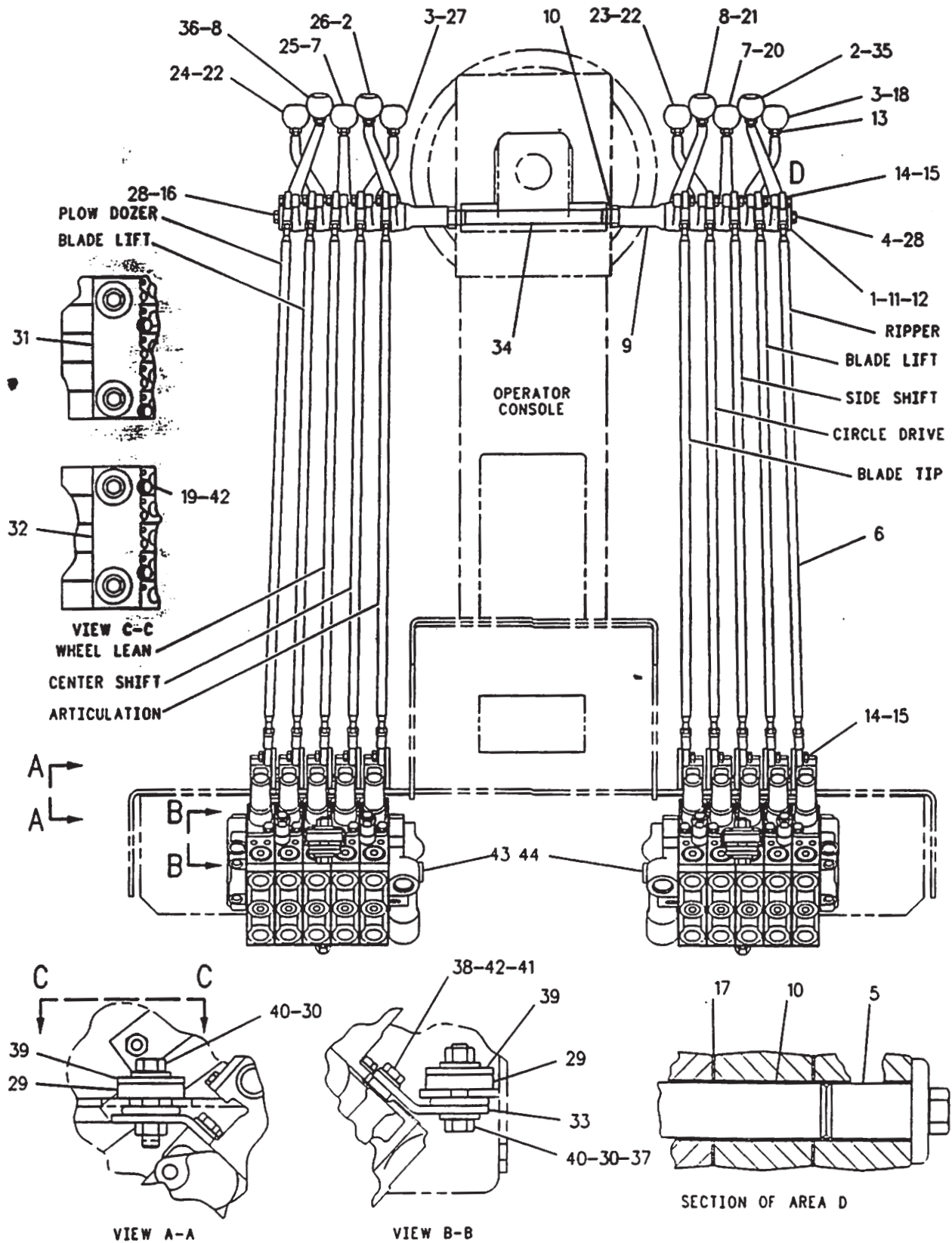
B-USE AS REQUIRED
M-METRIC PART
Y-SEPARATE ILLUSTRATION

679276 CP

5051

1125499 VALVE & LINKAGE GP
1048645-Page 325, 1048671-Page 327
Part Of 1125510 Control Ar-Ripper Hydraulic
An Attachment

HYDRAULIC SYSTEM



F-716165 CP

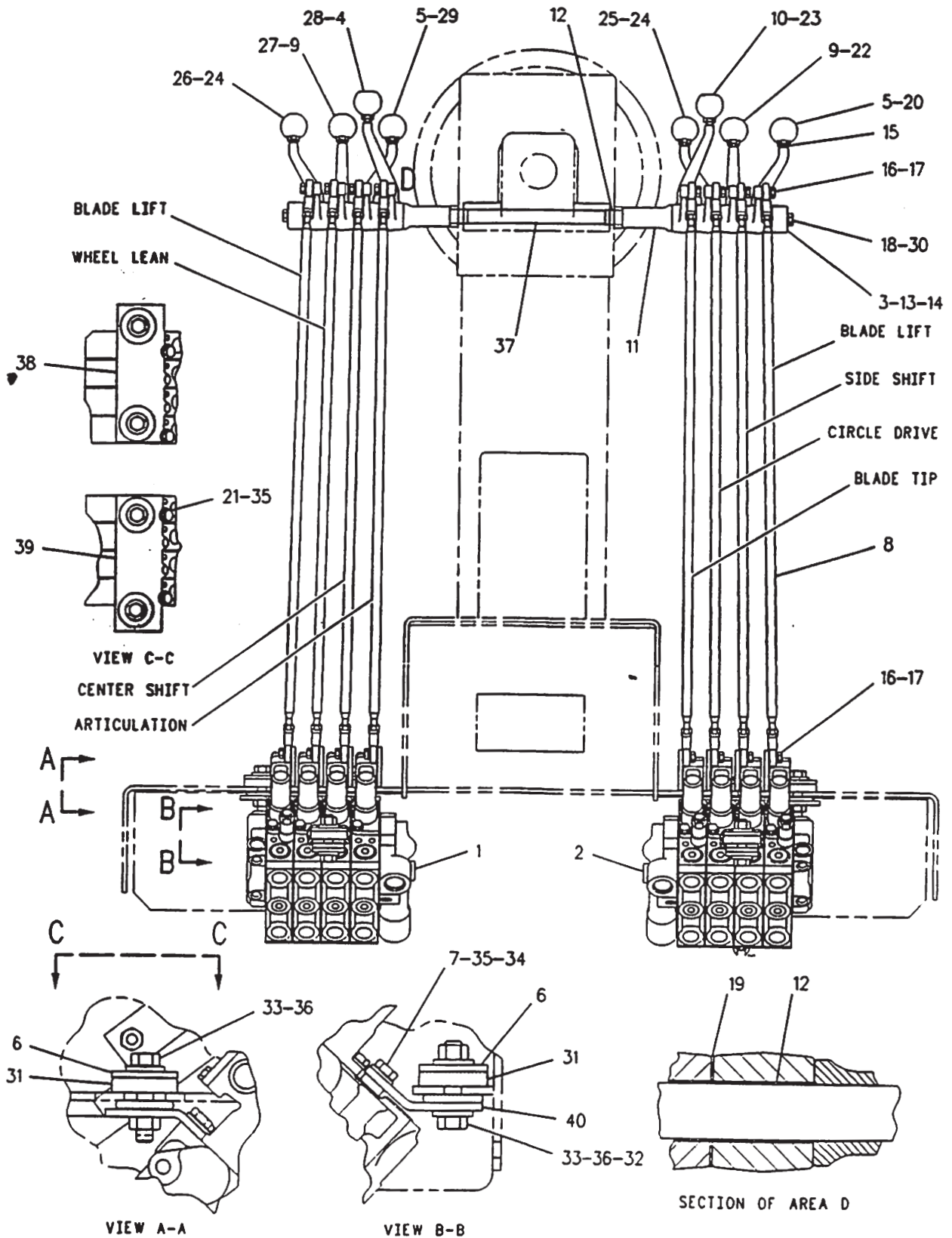
HYDRAULIC SYSTEM

NOTE	REF NO	PART NUMBER	QTY	PART NAME	NOTE	REF NO	PART NUMBER	QTY	PART NAME
Y	1	6E3032	1	VALVE GP-BANK 4					
Y	2	6E3038	1	VALVE GP-BANK 4					
	3	8X5498	2	RETAINER					
	4	1012457	1	LEVER					
	5	8D5634	2	LEVER					
	6	8F6437	6	WASHER					
M	7	8T4195	4	BOLT					
	8	8X4276	8	ROD					
		6V8186	16	NUT-FULL (5/16-24 THD)					
		7H3641	16	ROD END					
	9	8D5633	2	LEVER					
	10	1012458	1	LEVER					
	11	1374515	2	SPACER					
	12	8D5640	10	BEARING					
B	13	8D5636	4	SHIM (.254MM THK)					
B	14	8D5637	4	SHIM (.762MM THK)					
	15	6L1962	8	NUT-JAM					
	16	8T9043	16	BOLT					
	17	3F9556	16	LOCKWASHER					
	18	9B7237	2	BOLT					
	19	8D5641	8	BEARING					
	20	2G6757	1	KNOB-BLADE LIFT					
M	21	8T4136	4	BOLT					
	22	2G6749	1	KNOB-SIDESHIFT					
	23	2G6747	1	KNOB-BLADE TIP					
	24	8D5632	2	LEVER					
	25	2G6751	1	KNOB-CIRCLE DRIVE					
	26	2G6748	1	KNOB-BLADE LIFT					
	27	2G6756	1	KNOB-WHEEL LEAN					
	28	2G6752	1	KNOB-ARTICULATION					
	29	2G6755	1	KNOB-CENTERSHIFT					
	30	5P1075	2	WASHER-HARD					
	31	9M1853	6	MOUNTING					
	32	6V8188	2	NUT					
	33	5P2424	6	BOLT					
	34	6B0933	4	SPACER					
	35	8T4121	8	WASHER					
	36	5P1076	6	WASHER-HARD					
	37	1374516	1	SHAFT					
	38	1047740	1	PLATE AS-LH					
		1F0748	2	NUT-WELD					
	39	1047419	1	PLATE AS-RH					
		1F0748	2	NUT-WELD					
	40	1047429	2	PLATE					

B-USE AS REQUIRED
M-METRIC PART
Y-SEPARATE ILLUSTRATION

700654 CP

HYDRAULIC SYSTEM



5051

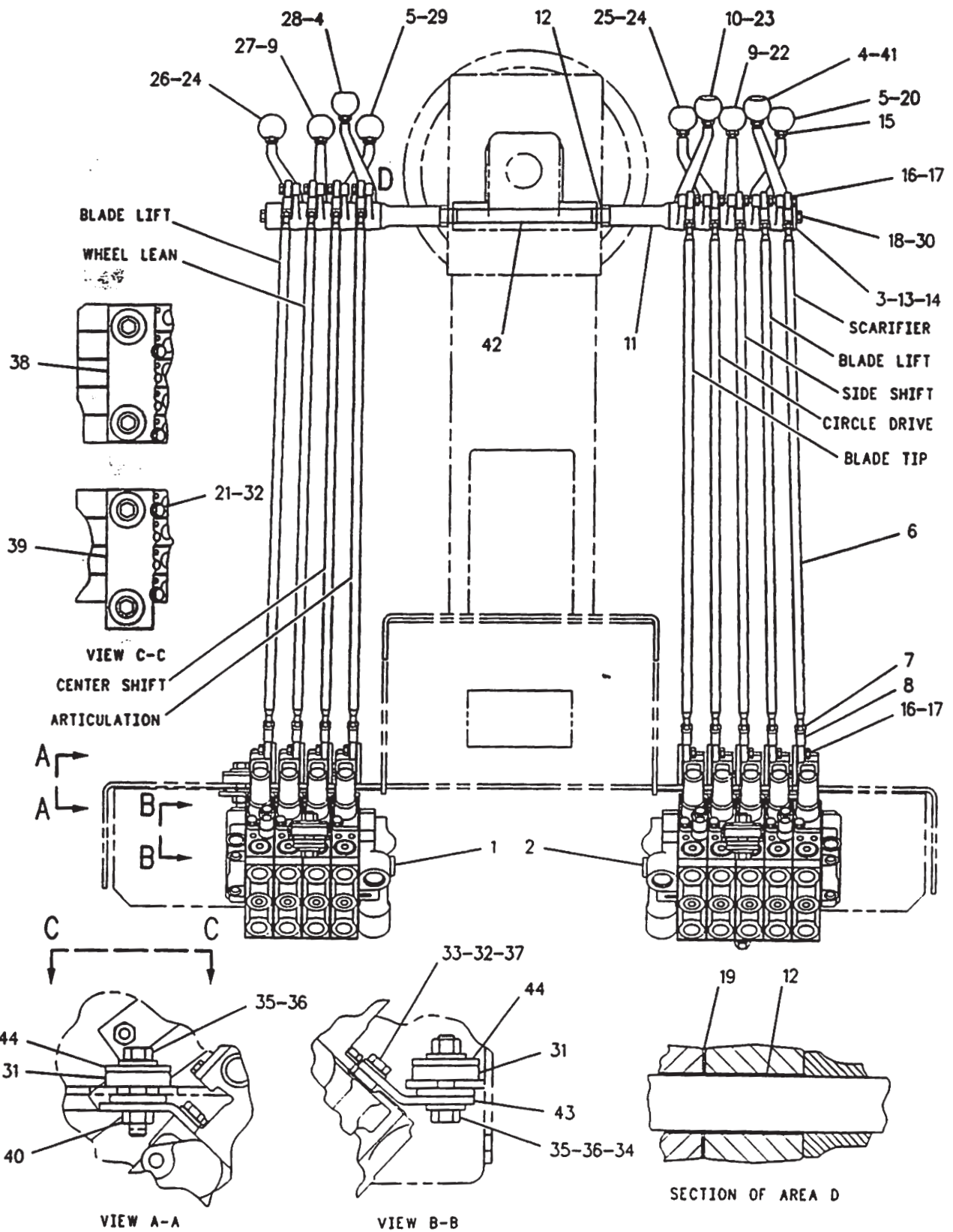
8X1949 VALVE & LINKAGE GP
Part Of 8W6219 Blade Ar

F-716207 CP

HYDRAULIC SYSTEM									
NOTE	REF NO	PART NUMBER	QTY	PART NAME	NOTE	REF NO	PART NUMBER	QTY	PART NAME
Y	1	6E3032	1	VALVE GP-BANK 4					
Y	2	1048646	1	VALVE GP-BANK 5					
	3	8X5499	2	RETAINER					
	4	1012457	2	LEVER					
	5	8D5634	2	LEVER					
	6	8X4276	9	ROD					
	7	6V8186	18	NUT-FULL (5/16-24 THD)					
	8	7H3641	18	ROD END					
	9	8D5633	2	LEVER					
	10	1012458	1	LEVER					
	11	1374515	2	SPACER					
	12	8D5640	11	BEARING					
B	13	8D5636	4	SHIM (.254MM THK)					
B	14	8D5637	4	SHIM (.762MM THK)					
	15	6L1962	9	NUT-JAM					
	16	8T9043	18	BOLT					
	17	3F9556	18	LOCKWASHER					
	18	9B7237	2	BOLT					
	19	8D5641	9	BEARING					
	20	2G6757	1	KNOB-BLADE LIFT					
M	21	8T4136	4	BOLT					
	22	2G6749	1	KNOB-SIDESHIFT					
	23	2G6747	1	KNOB-BLADE TIP					
	24	8D5632	2	LEVER					
	25	2G6751	1	KNOB-CIRCLE DRIVE					
	26	2G6748	1	KNOB-BLADE LIFT					
	27	2G6756	1	KNOB-WHEEL LEAN					
	28	2G6752	1	KNOB-ARTICULATION					
	29	2G6755	1	KNOB-CENTERSHIFT					
	30	5P1075	2	WASHER-HARD					
	31	9M1853	6	MOUNTING					
	32	8T4121	8	WASHER					
M	33	8T4195	4	BOLT					
	34	6V8188	2	NUT					
	35	5P2424	6	BOLT					
	36	5P1076	6	WASHER-HARD					
	37	6B0933	4	SPACER					
	38	1047740	1	PLATE AS-LH					
	39	1047419	1	PLATE AS-RH (EA PLATE AS INCL)					
	40	1F0748	2	NUT-WELD					
	41	2G6753	1	KNOB-SCARIFIER					
	42	1374516	1	SHAFT					
	43	1047429	2	PLATE					
	44	8F6437	6	WASHER					

B-USE AS REQUIRED
M-METRIC PART
Y-SEPARATE ILLUSTRATION

HYDRAULIC SYSTEM



F-716200 CP

5051

714624 VALVE & LINKAGE GP
An Attachment

HYDRAULIC SYSTEM

NOTE	REF NO	PART NUMBER	QTY	PART NAME	NOTE	REF NO	PART NUMBER	QTY	PART NAME
Y	1	6E3032	1	VALVE GP-BANK 4 (4)					
Y	2	1048645	1	VALVE GP-BANK 5 (5)					
	3	8X5499	2	RETAINER					
	4	1012457	2	LEVER					
	5	8D5634	2	LEVER					
	6	8X4276	9	ROD					
	7	6V8186	18	NUT-FULL (5/16-24 THD)					
	8	7H3641	18	ROD END					
	9	8D5633	2	LEVER					
	10	1012458	1	LEVER					
	11	1374515	2	SPACER					
	12	8D5640	11	BEARING					
B	13	8D5636	4	SHIM (.254MM THK)					
B	14	8D5637	4	SHIM (.030MM(.76IN)THK)					
	15	6L1962	9	NUT-JAM					
	16	8T9043	18	BOLT					
	17	3F9556	18	LOCKWASHER					
	18	9B7237	2	BOLT					
	19	8D5641	9	BEARING					
	20	2G6757	1	KNOB-BLADE LIFT					
M	21	8T4136	4	BOLT					
	22	2G6749	1	KNOB-SIDESHIFT					
	23	2G6747	1	KNOB-BLADE TIP					
	24	8D5632	2	LEVER					
	25	2G6751	1	KNOB-CIRCLE DRIVE					
	26	2G6748	1	KNOB-BLADE LIFT					
	27	2G6756	1	KNOB-WHEEL LEAN					
	28	2G6752	1	KNOB-ARTICULATION					
	29	2G6755	1	KNOB-CENTERSHIFT					
	30	5P1075	2	WASHER-HARD					
	31	9M1853	6	MOUNTING					
	32	8T4121	8	WASHER					
M	33	8T4195	4	BOLT					
	34	6V8188	2	NUT					
	35	5P2424	6	BOLT					
	36	5P1076	6	WASHER-HARD					
	37	6B0933	4	SPACER					
	38	1047740	1	PLATE AS-LH					
	39	1047419	1	PLATE AS-RH					
				(EA PLATE AS INCL)					
	40	1F0748	2	NUT-WELD					
	41	2G6740	1	KNOB-RIPPER					
	42	1374516	1	SHAFT					
	43	1047429	2	PLATE					
	44	8F6437	6	WASHER					

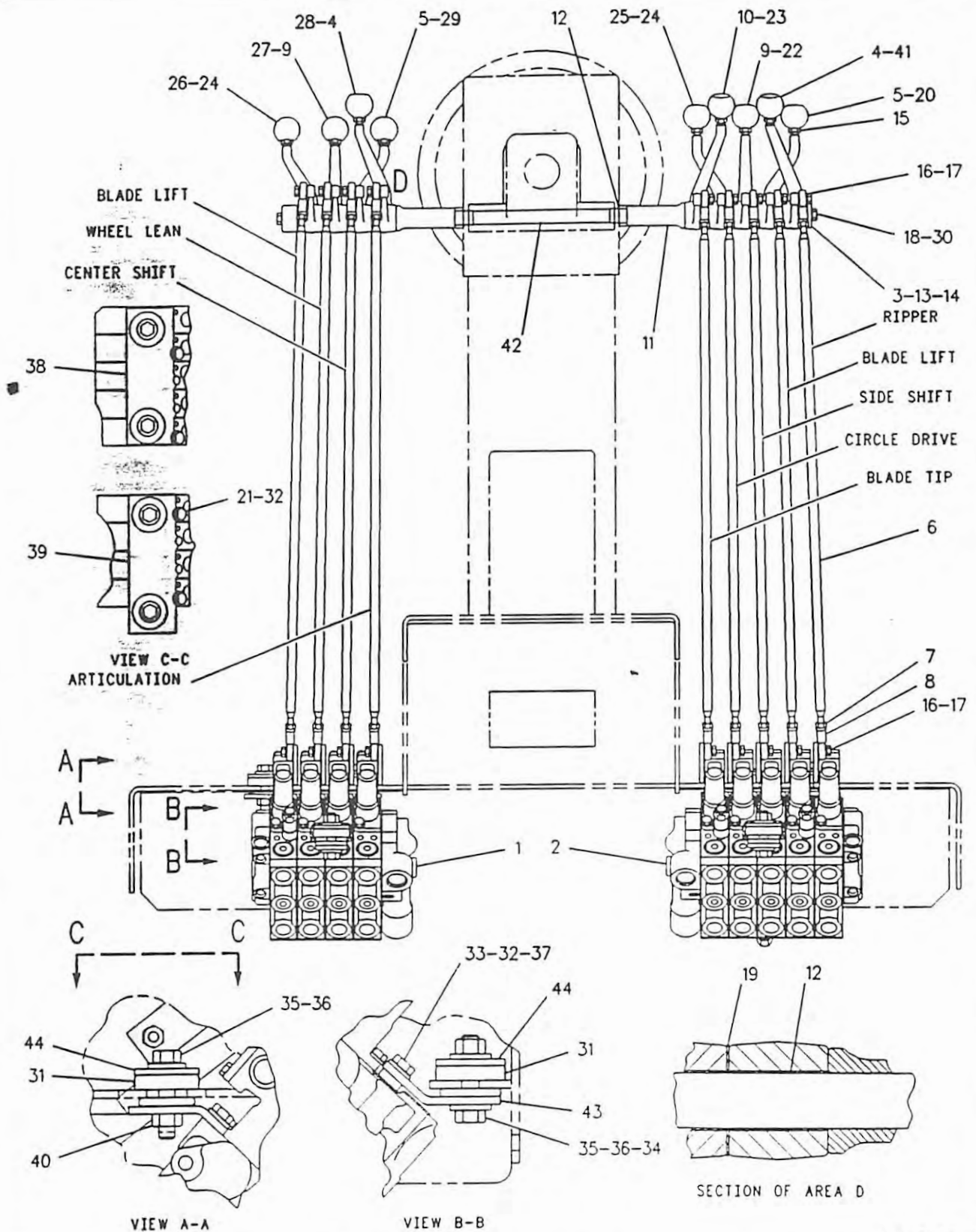
B-USE AS REQUIRED
M-METRIC PART
Y-SEPARATE ILLUSTRATION

674829 CP

5051

7I4622 VALVE & LINKAGE GP
6E3032-Page 323, 1048645 Page 325
Part Of 2A6899 Control Ar-Ripper Hydraulic
An Attachment

HYDRAULIC SYSTEM

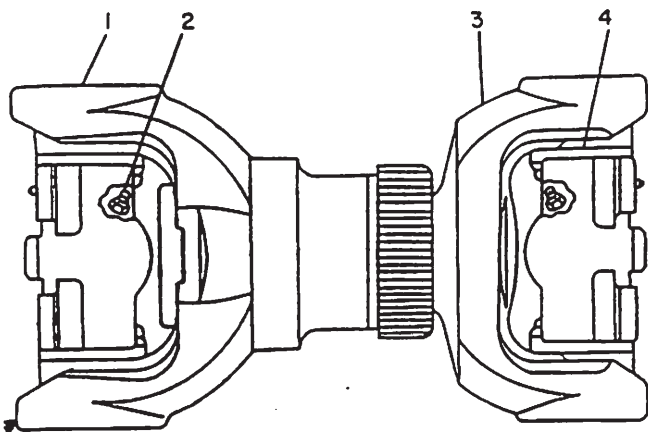


F-716183 CP

5051

714622 VALVE & LINKAGE GP
Part Of 2A6899 Control Arm-Ripper Hydraulic
An Attachment

HYDRAULIC SYSTEM

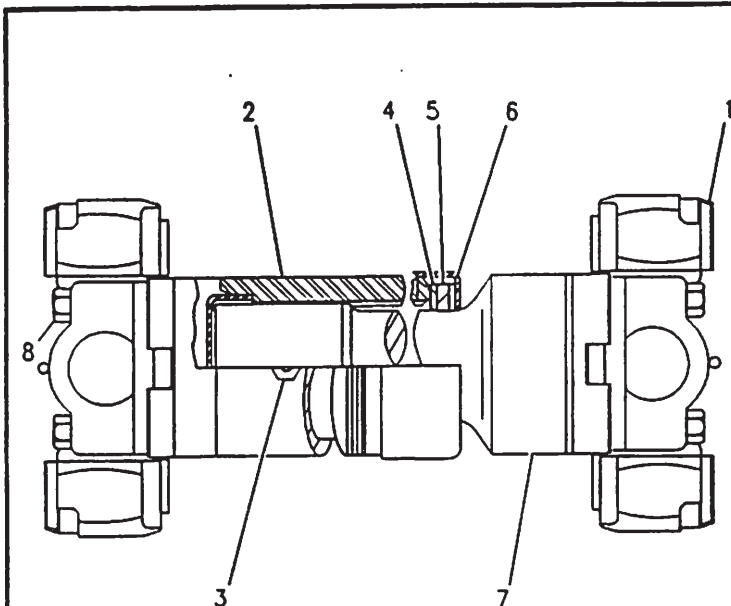


NOTE	REF NO	PART NUMBER	QTY	PART NAME
	1	5Y0766	1	YOKE AS-SLIP
	2	2Y5755	3	FITTING
	3	5Y0768	1	YOKE
	4	5Y0767	2	BEARING-SPIDER

M-475651 EP

3251

5Y0769 UNIVERSAL JOINT GP-PUMP DRIVE
Part Of 7D9600 Shaft-Pump Drive



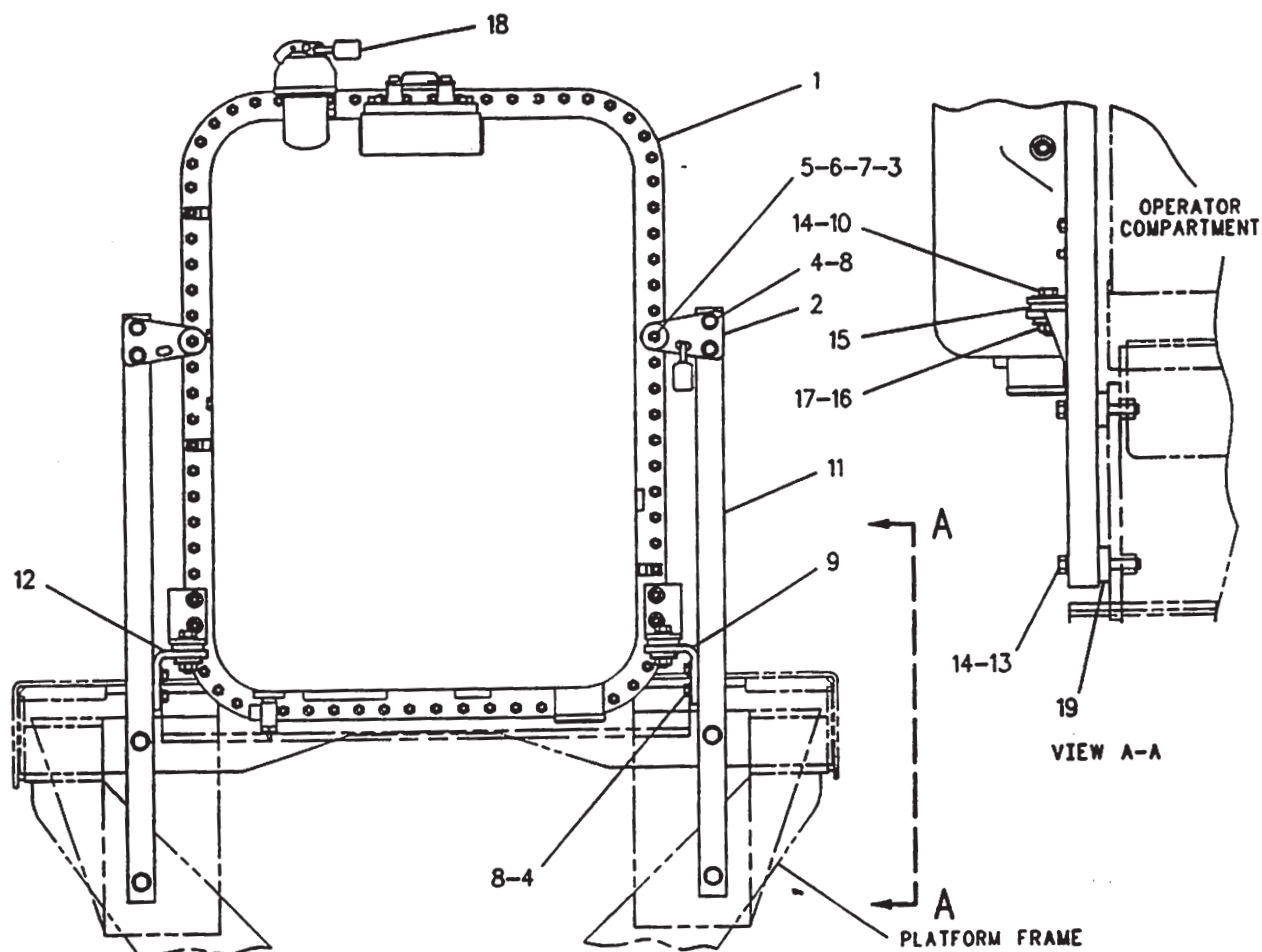
NOTE	REF NO	PART NUMBER	QTY	PART NAME
	1	5T1362	1	SPIDER & BEARING AS
	2	6G4357	1	YOKE AS-SLIP
	3	271287	1	FITTING
	4	9K2721	2	WASHER
	5	6G6623	1	SEAL
	6	5H3593	1	RETAINER-FELT
	7	6G4358	1	YOKE
	8	OLO478	8	BOLT

F-594674 CP

3251

1125495 UNIVERSAL JOINT GP-PUMP DRIVE
Part Of 7D9600 Shaft-Pump Drive

HYDRAULIC SYSTEM



NOTE	REF NO	PART NUMBER	QTY	PART NAME	NOTE	REF NO	PART NUMBER	QTY	PART NAME
Y	1	9T7984	1	TANK & FILTER GP-HYDRAULIC					
	2	8X5731	2	PLATE					
	3	9D7924	2	MOUNTING					
	4	9B7237	8	BOLT					
	5	8T9377	2	BOLT					
	6	6V8801	2	NUT					
	7	7X0602	2	WASHER-HARD					
	8	5P1075	8	WASHER-HARD					
	9	8X5733	1	PLATE					
	10	5P2424	2	BOLT					
	11	7I4749	2	BAR					
	12	8X5732	1	PLATE					
	13	8T9391	4	BOLT					
	14	8T4223	6	WASHER-HARD					
	15	8D3786	2	MOUNTING					
	16	6V6563	2	WASHER					
	17	6V8188	2	NUT					
A	18	5P8502	1	PADLOCK GP					
		5P8500	1	KEY					
		8Y6364	1	SLEEVE					
	19	7I4750	4	SPACER					

A-NOT PART OF THIS GROUP
Y-SEPARATE ILLUSTRATION

F-572535 EP

HYDRAULIC SYSTEM

NOTE	REF NO	PART NUMBER	QTY	PART NAME	NOTE	REF NO	PART NUMBER	QTY	PART NAME
	1	9T7985	1	TANK AS					
	2	OS0509	2	BOLT					
	3	9J1991	1	HANDLE					
	4	7B3235	4	BOLT					
	5	5P8245	4	WASHER					
	6	8X5734	1	PLATE					
	7	8X5735	1	PLATE					
	8	6V5839	4	WASHER					
	9	OS1591	8	BOLT					
	10	5D1911	1	COVER-HYDRAULIC CAP					
	11	9M7394	1	LEVER					
	12	1L5072	1	DOWEL					
	13	OS1594	70	BOLT					
	14	2K4973	85	LOCKNUT					
	15	1R0722	1	ELEMENT AS-HYD REVERSE FLOW					
	16	6E2266	1	ROD-FILTER					
	17	9J1979	1	RETAINER AS					
	18	8T4896	8	WASHER-HARD					
	19	7D1195	1	SEAL-O-RING					
	20	9J1988	1	VALVE					
	21	9J1985	1	TUBE AS					
	22	1L4349	1	SPRING					
	23	3G3498	1	FLANGE					
	24	5K9107	2	BOLT-LOCKING					
	25	2S5100	1	VALVE AS-NEEDLE					
	26	6E2267	1	CAP					
	27	6D9157	1	SEAL-O-RING					
	28	7H1447	1	CAP-FILLER (HYDRAULIC)					
	29	8T2275	1	BALL					
	30	2D4202	1	PLATE					
	31	9H6454	1	GASKET					
	32	3G0361	1	GASKET					
	33	9J3047	1	STRAINER (HYDRAULIC)					
	34	3G2692	1	RETAINER					
	35	6E2169	1	PLATE-INDICATOR					
	36	4J8251	1	GROMMET					
	37	4J8252	1	GLASS					
	38	5D0353	2	BOLT-LOCKING					
	39	5H6005	2	SEAL-O-RING					
BD	40	5P9119	1	SEALANT					
	41	6E2269	1	COVER					
	42	9R1451	1	SPACER					
	43	860507	1	PIN					
	44	2J7761	1	RING-RETAINING					
	45	4D7794	3	CLIP					
	46	4M6921	1	SPRING-BUMPER					
	47	9S4183	1	PLUG					
	48	3D2824	1	SEAL-O-RING					
	49	1160118	1	CLIP					
	50	OL1351	2	BOLT					

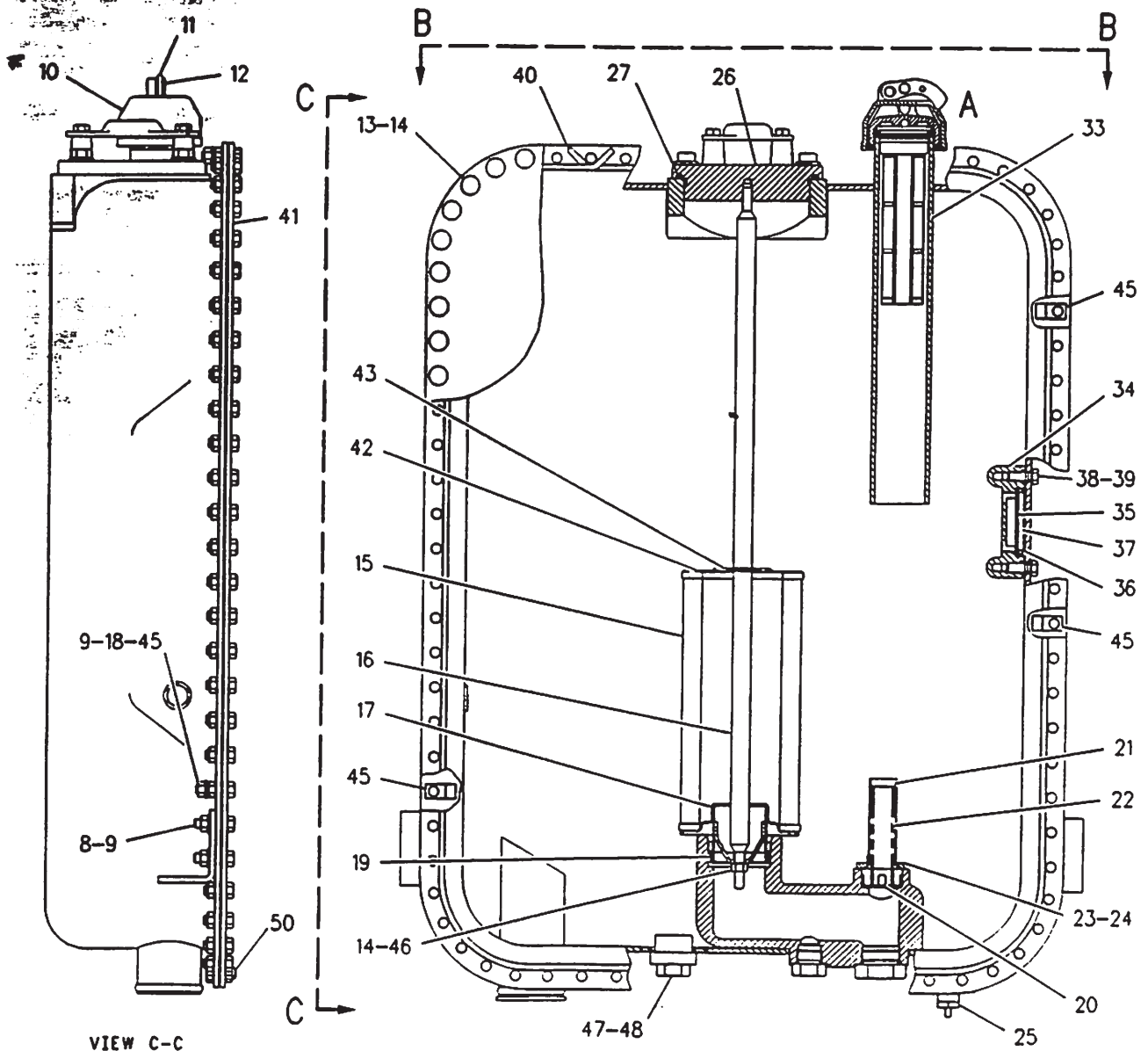
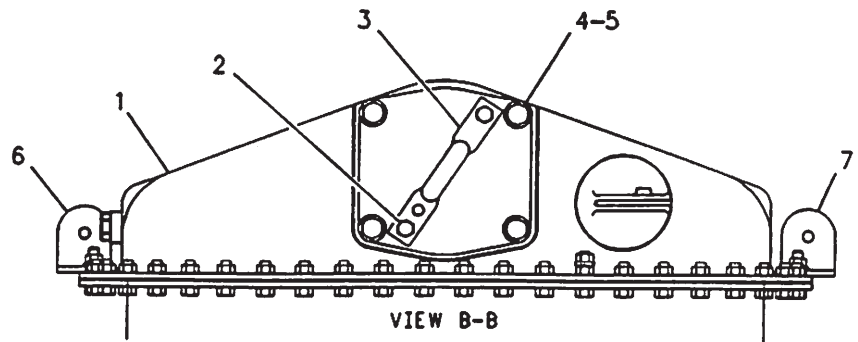
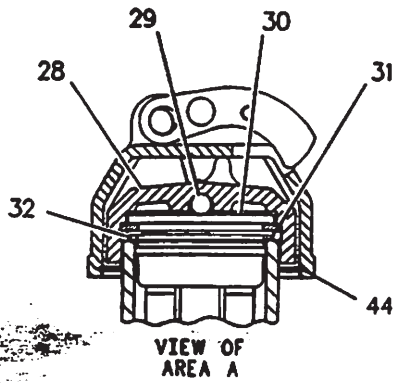
B-USE AS REQUIRED
D-ORDER BY THE METER

699193 CP

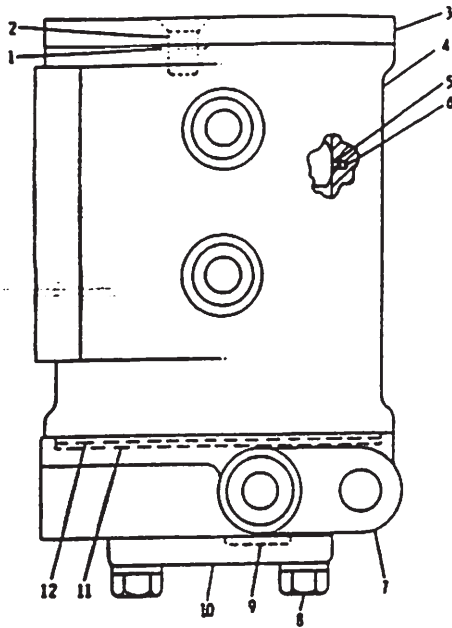
5056

9T7984 TANK & FILTER GP-HYDRAULIC
Part Of 8X2369 Tank & Mtg-Hydraulic

HYDRAULIC SYSTEM



HYDRAULIC SYSTEM



NOTE	REF NO	PART NUMBER	QTY	PART NAME
B	1	5J1246	6	SHIM (.13MM THK)
	2	4K1493	2	SCREW-HOLLOW
	3	8J0380	1	RETAINER
	4	9T5603	1	BODY
	5	8J2331	7	SEAL
	6	2H3928	7	SEAL-O-RING
	7	8J0386	1	ROTOR
	8	OS1585	4	BOLT
	9	5P8245	4	WASHER
	10	3H0107	4	SEAL-O-RING
	11	8J0377	1	COVER
	12	4J9964	2	SEAL
		8J2330	2	SEAL

B-USE AS REQUIRED

B-403422 EP

5060

9T5604 SWIVEL GP
Part Of 1064787 Lines-Hydraulic

HYDRAULIC SYSTEM

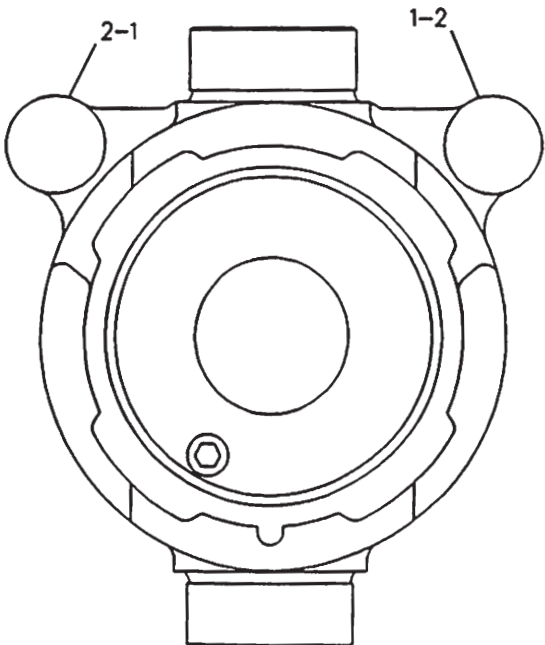
PAGE

1	8W7434 LINES GP-SECONDARY STEERING.....	296
1	8X9751 PUMP & MOUNTING GP.....	300
1	8X3274 WIRING GP-SECONDARY STEER.....	155.14

575206 P

4102

8X9750 STEERING AR-SECONDARY
An Attachment



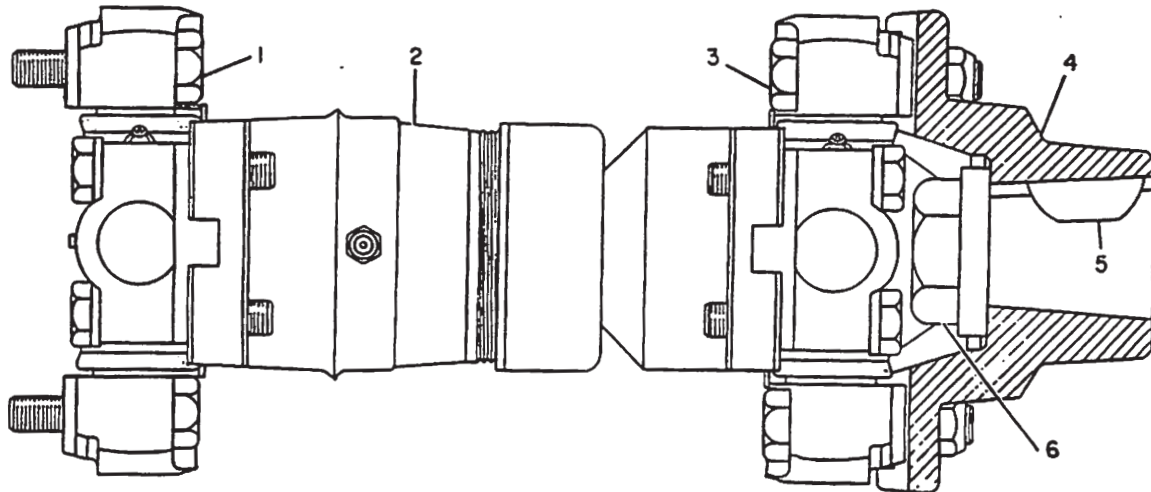
NOTE	REF NO	PART NUMBER	QTY	PART NAME
	1	1390532	2	BLOCK-STOP
	2	8F7219	2	SEAL-O-RING

F-665103 CP

5070

1003416 SWASHPLATE GP
Variable
Part Of 6E3137 Pump-Piston

HYDRAULIC SYSTEM



MOUNTED ON
DAMPER

NOTE	REF NO	PART NUMBER	QTY	PART NAME	NOTE	REF NO	PART NUMBER	QTY	PART NAME
CY	1	OS1571	4	BOLT					
	2	1125495	1	UNIVERSAL JOINT GP-PUMP DRIVE					
	3	OLO478	4	BOLT					
	4	7D9267	1	YOKE					
	5	1B8737	1	KEY-WOODRUFF					
	6	1D5120	1	NUT-JAM					
		5P8248	1	WASHER-HARD					

C-CHANGE FROM PREVIOUS TYPE
Y-SEPARATE ILLUSTRATION

R-594660 CP

3108

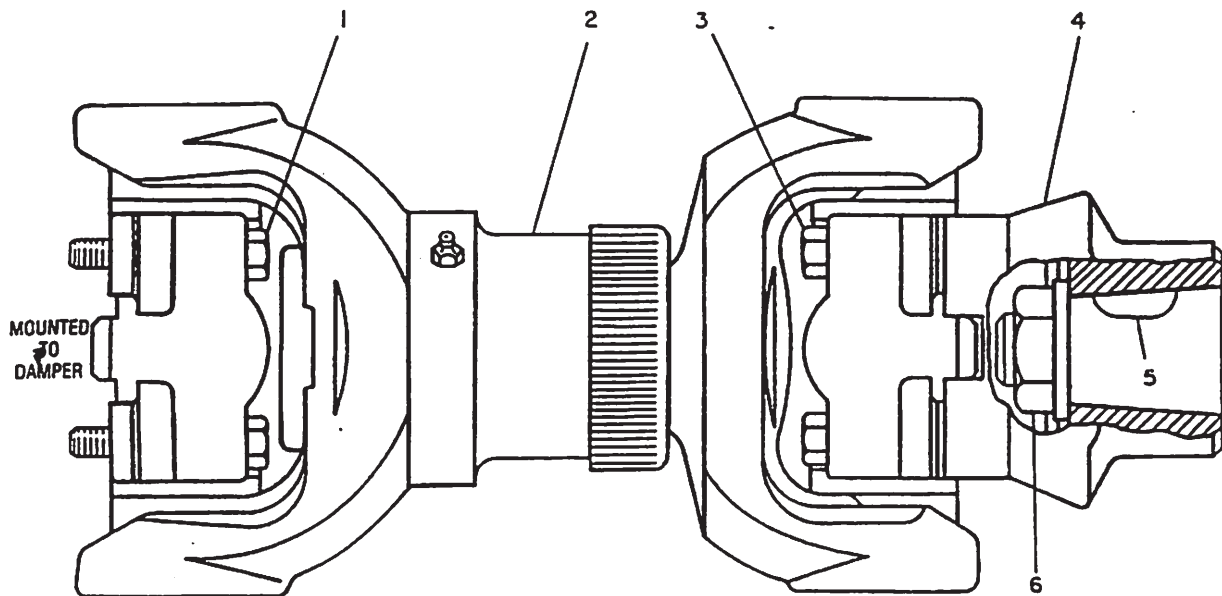
7D9600 SHAFT GP-PUMP DRIVE

Type 2

1125495-Page 313

Part Of 1124112 Chassis Ar

HYDRAULIC SYSTEM



NOTE	REF NO	PART NUMBER	QTY	PART NAME	NOTE	REF NO	PART NUMBER	QTY	PART NAME
Y	1	OS1571	4	BOLT					
	2	5Y0769	1	UNIVERSAL JOINT GP-PUMP DRIVE					
C	3	OLO478	4	BOLT					
	4	7D9267	1	YOKE					
	5	1B8737	1	KEY-WOODRUFF					
	6	1D5120	1	NUT-JAM					
		5P8248	1	WASHER-HARD					

C-CHANGE FROM PREVIOUS TYPE
Y-SEPARATE ILLUSTRATION

R-498652 EP

3108

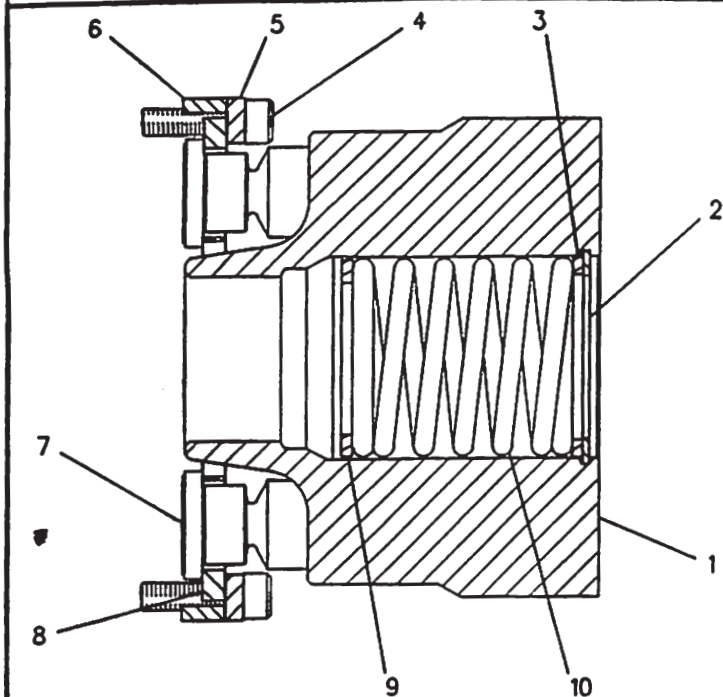
7D9600 SHAFT GP-PUMP DRIVE

Type 1

5Y0769-Page 313

Part Of 1124112 Chassis Ar

HYDRAULIC SYSTEM



NOTE	REF NO	PART NUMBER	QTY	PART NAME
M	1	9T7774	1	BARREL
	2	3J8500	1	RING-RETAINING
	3	9T7769	1	GUIDE-OUTER
	4	6V5192	4	BOLT-SOCKET HEAD
	5	1003410	2	PLATE
	6	1003411	2	PLATE-SPACER
	7	9T7765	9	PISTON
	8	9T7767	1	PLATE-RETRACTION
	9	9T7773	1	GUIDE-INNER
	10	9T7771	1	SPRING

M-METRIC PART

F-572930 EP

5058

1003412 ROTATING GP-PUMP
Part Of 6E3137 Pump-Piston

HYDRAULIC SYSTEM

NOTE	REF NO	PART NUMBER	QTY	PART NAME	NOTE	REF NO	PART NUMBER	QTY	PART NAME
		1 6E4224	1	PLUG-SWASHPLATE					
		2 336036	1	SEAL-O-RING					
		3 1003402	1	BEARING-SWASH					
		4 1003405	1	BEARING-SWASH					
M		5 6V8837	3	BOLT					
		6 4F4097	1	SEAL-O-RING					
M		7 3E4302	2	SCREW-FLAT HEAD					
		8 1003404	1	COVER-TRUNNION					
		9 9T1636	1	SEAT					
		10 9T1710	1	POPPET					
		11 9T1699	1	SPRING					
		12 1003403	1	HEAD-PUMP					
		13 6E1436	1	KIT-SHAFT SHIM (INCLUDES 17 SHIMS)					
		14 6Y4280	1	CONE-ROLLER BEARING					
		15 7T9755	1	CUP-ROLLER BEARING					
		16 9T7775	1	PLATE-VALVE					
		17 3E7417	2	PLUG					
		18 8T7876	2	SEAL-O-RING					
		19 7L9061	2	SEAL-O-RING					
		20 1003413	1	GASKET					
Y		21 1003412	1	ROTATING GP-PUMP					
		22 1003409	1	SPRING-BIAS					
		23 1003408	1	KIT-BIAS PISTON (INCLUDES SPRING, ROD, PISTON, SEAL)					
		24 21212	1	CUP-ROLLER BEARING					
		25 2F8509	1	CONE-ROLLER BEARING					
		26 1003401	1	SHAFT-PUMP					
		27 1003407	1	HOUSING-PUMP					
		28 68663	1	RING					
		29 8T4750	1	SEAL-LIP					
Y		30 1003416	1	SWASHPLATE GP					
		31 1003415	1	KIT-CONTROL PISTON (INCLUDES SPRING, ROD, PISTON, SEAL)					
		32 9T1652	1	PIN					
M		33 6V8336	1	BOLT					
M		34 6V7673	4	BOLT					
M		35 8T0372	1	BOLT					
M		36 6V8337	4	BOLT-SOCKET HEAD					
Y		37 1043122	1	VALVE GP-PRESS & FLOW CMPNSTR					
		38 9S4190	1	PLUG-O-RING					
		39 336027	1	SEAL-O-RING					
		40 950888	2	PIN-SPRING					
		41 8T5039	3	SEAL-O-RING					
		42 1043124	1	SHIELD					

M-METRIC PART
Y-SEPARATE ILLUSTRATION

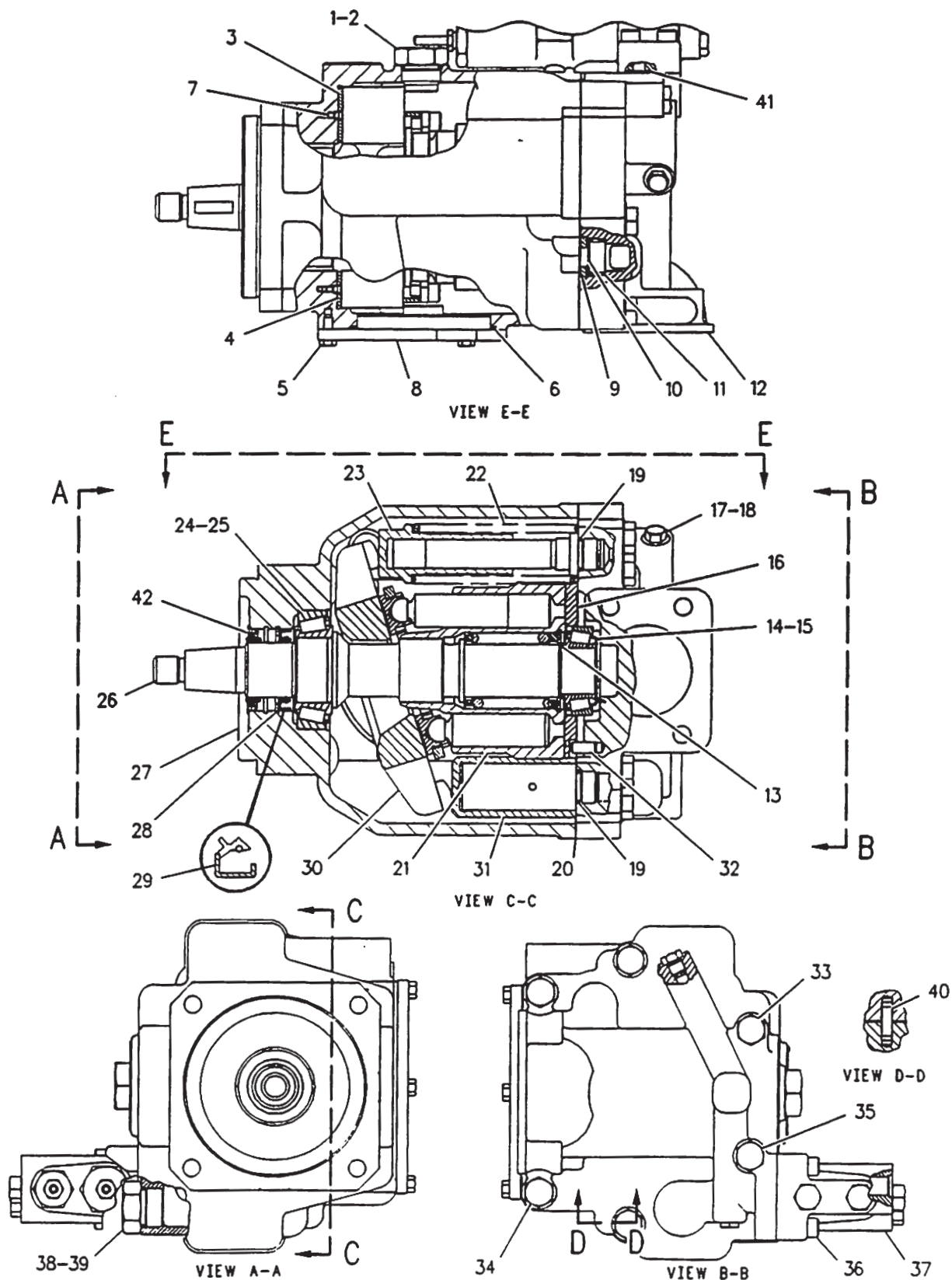
600385 CP

5070

6E3137 PUMP GP-PISTON

1003412-Page 306, 1003416-Page 308, 1043122-Page 340
Part Of 8X2378 Pump & Mtg-Piston

HYDRAULIC SYSTEM



F-572772 EP

5070

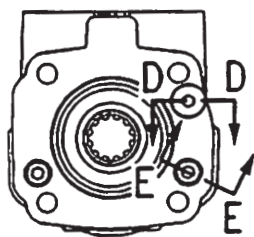
6E3137 PUMP GP-PISTON
Part Of 8X2378 Pump & Mtg-Piston

HYDRAULIC SYSTEM

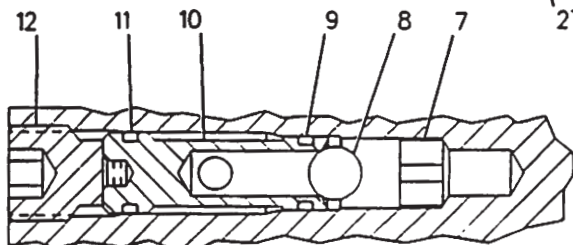
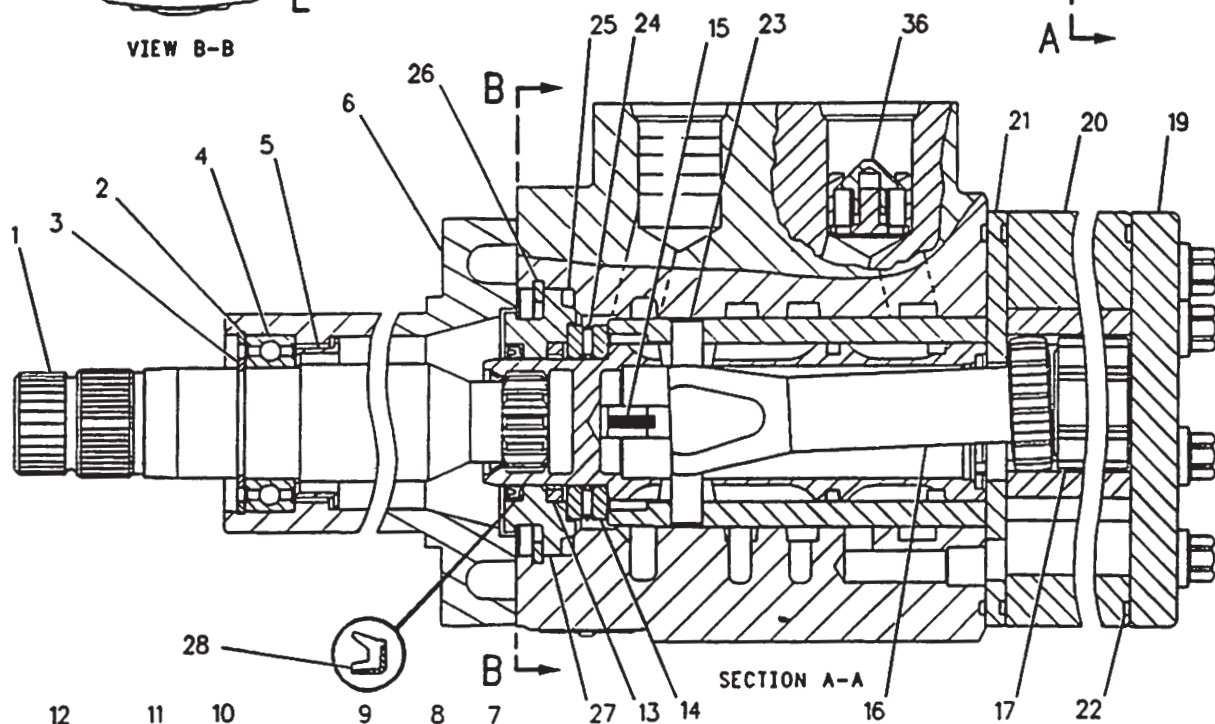
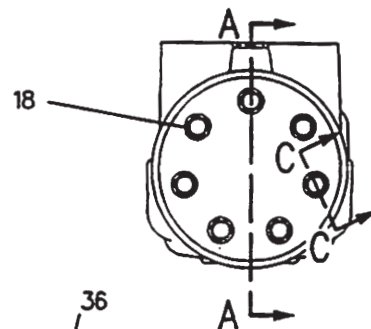
NOTE	REF NO	PART NUMBER	QTY	PART NAME	NOTE	REF NO	PART NUMBER	QTY	PART NAME
	1	6E5885	1	SHAFT-GOVERNOR CONTROL					
	2	9J2935	1	RING-RETAINING					
	3	651153	1	RING-SNAP					
	4	9U9693	1	BALL BEARING					
	5	6E5887	1	RETAINER					
	6	6E5884	1	HOUSING					
	7	6S7826	1	RETAINER-BALL					
	8	6S7827	1	BALL					
	9	5F9144	1	SEAL-O-RING (7.65MM ID)					
	10	3G6907	1	SEAT					
	11	1H1023	3	SEAL-O-RING (9.38MM ID)					
	12	3G6906	1	SCREW					
	13	1022804	1	SEAL					
	14	3G6891	2	RACE					
	15	9T8560	1	KIT-SPRING					
	16	7J6839	1	DRIVE-CONTROL END					
	17	3G3458	1	SPACER					
	18	1145168	7	BOLT					
	19	1145180	1	CAP					
	20	3G8997	1	GEROTOR AS					
	21	1145190	1	SPACER					
	22	9J5686	3	SEAL-O-RING (72.75MM ID)					
	23	7J8009	1	PIN					
	24	5L1100	1	BEARING-THRUST					
	25	7F8267	1	SEAL-O-RING					
	26	9J5442	1	RING-RETAINING					
	27	9J8076	1	BUSHING-TERMINAL					
	28	8F5340	1	SEAL-LIP (25.4MM ID)					
	29	1145347	2	PLUG					
	30	1145342	2	RETAINER-BALL					
	31	1145339	2	BALL					
	32	1145337	2	SEAT-VALVE					
	33	1145325	2	SPRING					
	34	1145075	2	SPRING					
	35	1145326	2	PLUG					
	36	1145132	1	VALVE AS-CHECK					
	37	1145332	2	BALL					
				THE FOLLOWING REPAIR					
				KIT IS AVAILABLE:					
		1184660	1	KIT-SEAL					
				(STEERING METERING)					

637404 CP

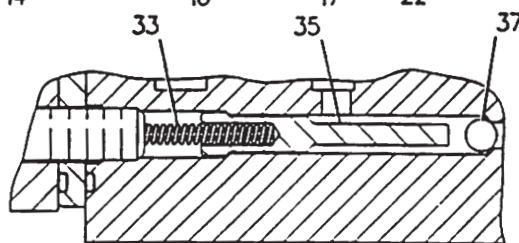
HYDRAULIC SYSTEM



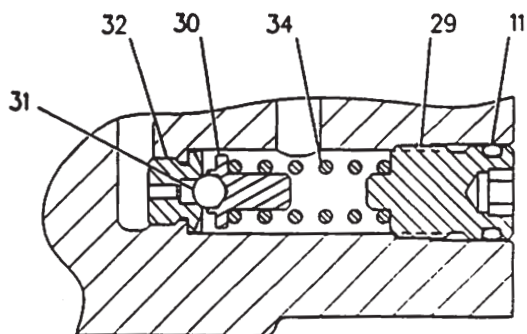
VIEW B-B



SECTION D-D
(ROTATED 90 DEG)



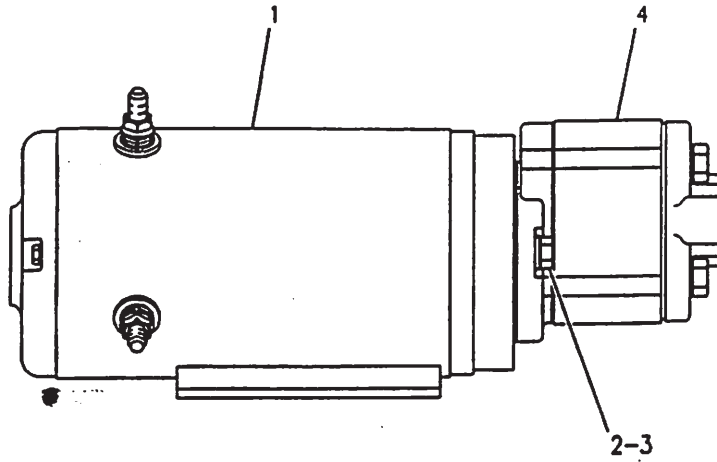
SECTION C-C



SECTION E-E

F-599097 CP

HYDRAULIC SYSTEM



NOTE	REF NO	PART NUMBER	QTY	PART NAME
Y	1	1173915	1	MOTOR GP-ELEC HYD PUMP
	2	1A2209	2	BOLT
	3	2Y5828	2	LOCKWASHER
	4	1238866	1	PUMP

Y-SEPARATE ILLUSTRATION

F-601447 CP

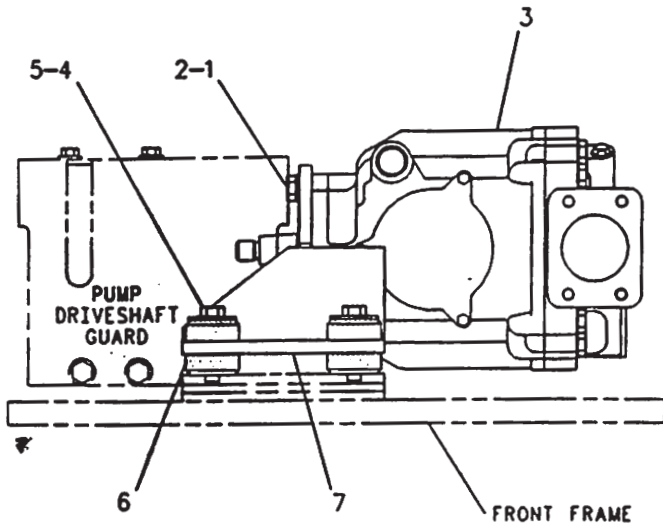
4324

1238867 PUMP GP-ELECTRIC DRIVE

1173915-Page 298

Part Of 8X9751 Pump & Mtg-Secondary Steer
An Attachment

HYDRAULIC SYSTEM



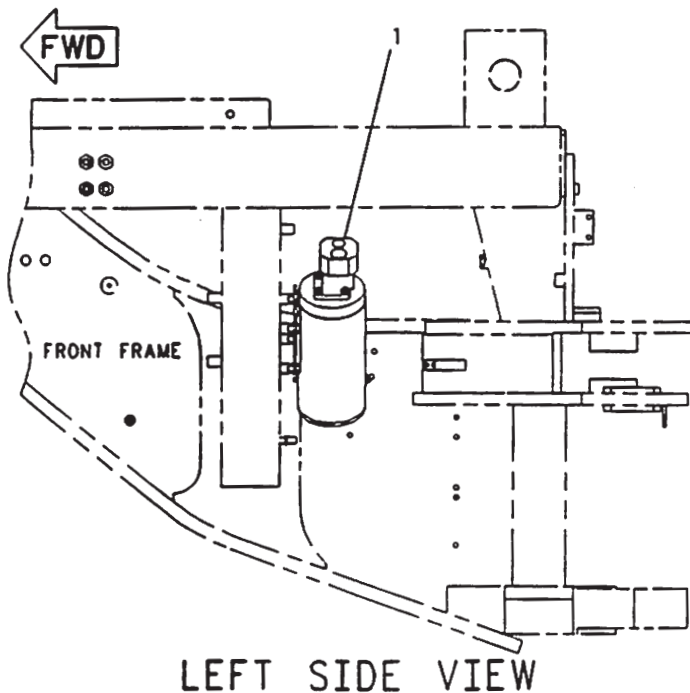
NOTE	REF NO	PART NUMBER	QTY	PART NAME
M	1	8C3425	4	BOLT
	2	6V8765	4	WASHER-HARD
Y	3	6E3137	1	PUMP GP-PISTON
	4	1A5822	4	BOLT
	5	5R4787	4	PLATE
	6	1124159	4	MOUNTING AS
	7	8X4467	1	PLATE AS

M-METRIC PART
Y-SEPARATE ILLUSTRATION

F-572530 EP

5073

8X2378 PUMP & MTG GP-PISTON
6E3137-Page 304
Part Of 1124112 Chassis Ar



LEFT SIDE VIEW

NOTE	REF NO	PART NUMBER	QTY	PART NAME
CY	1	1238867	1	PUMP GP-ELECTRIC DRIVE

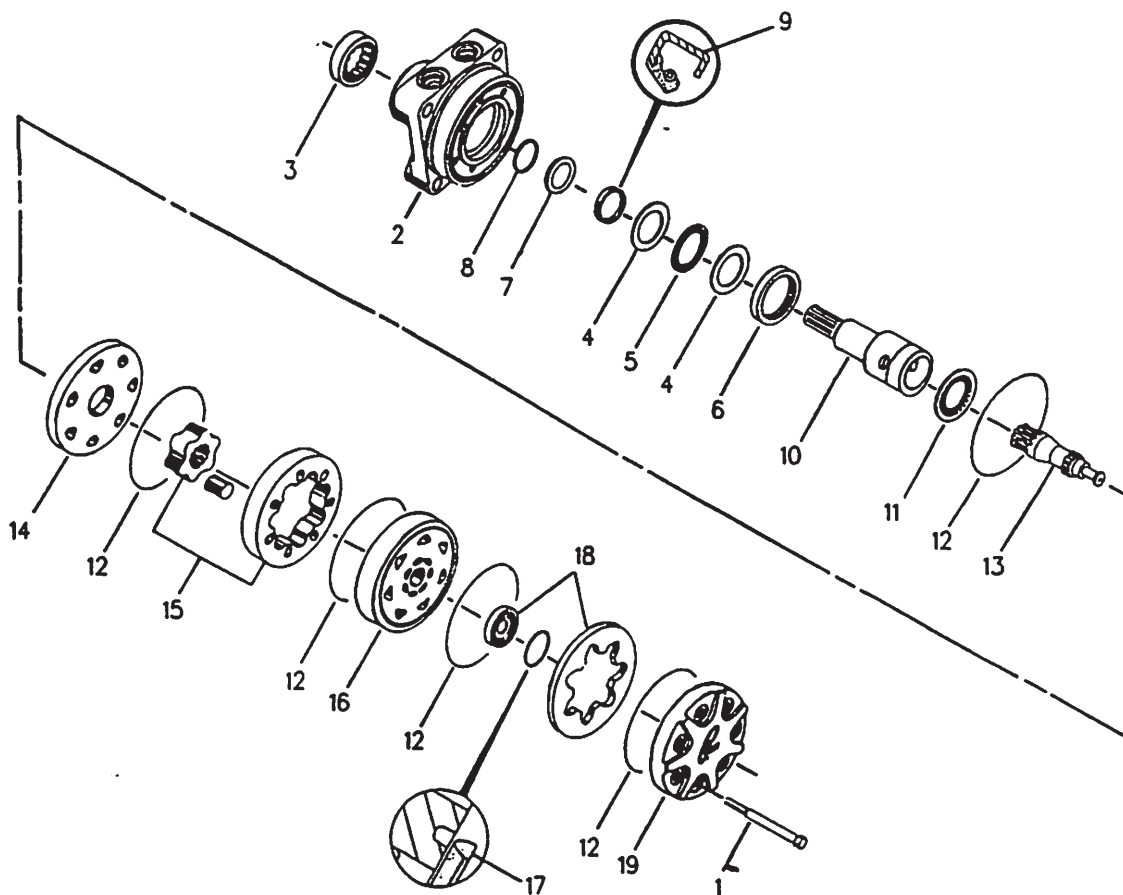
C-CHANGE FROM PREVIOUS TYPE
Y-SEPARATE ILLUSTRATION

F-601437 CP

5073

8X9751 PUMP & MTG GP-SECONDARY STEER
1238867-Page 301
Part Of 8X9750 Steering Ar-Secondary
An Attachment

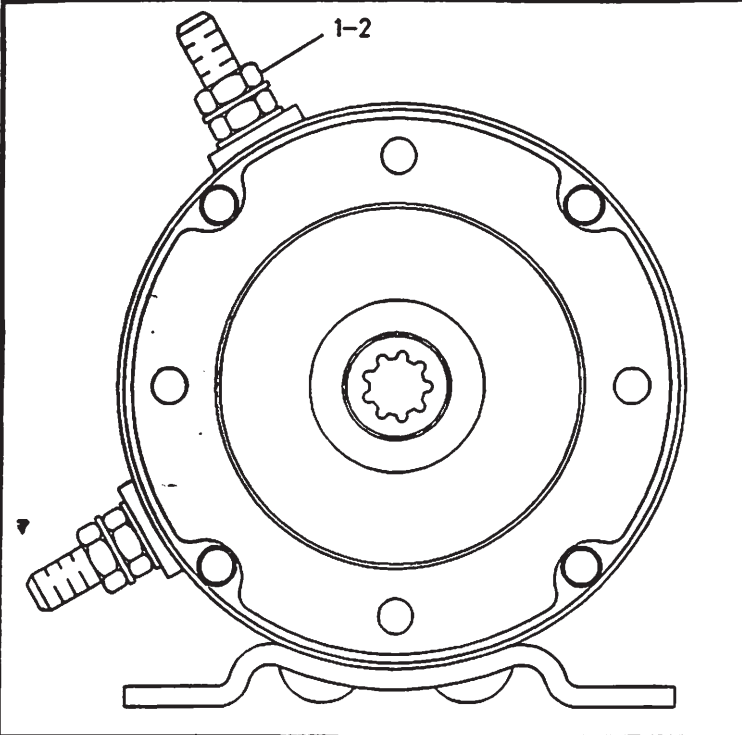
HYDRAULIC SYSTEM



NOTE	REF NO	PART NUMBER	QTY	PART NAME	NOTE	REF NO	PART NUMBER	QTY	PART NAME
	1	9T8051	7	BOLT					
	2	9T8070	1	HOUSING AS					
	3	6Y2934	1	BEARING-ROLLER					
	4	6Y2933	2	RACE					
	5	6Y2932	1	BEARING-THRUST					
	6	8T1698	1	BEARING-NEEDLE					
	7	9T9071	1	SHIM					
	8	9T8058	1	BACKUP					
	9	9T8059	1	SEAL					
	10	9T8056	1	SHAFT-GOVERNOR CONTROL					
	11	6Y2935	1	BEARING					
	12	9T8053	5	SEAL					
	13	9T8054	1	LINK					
	14	9T8061	1	PLATE					
	15	9T8063	1	ROTOR SET					
	16	9T8065	1	MANIFOLD					
	17	9J4963	1	RING					
	18	9T8069	1	PLATE AS					
	19	9T8067	1	COVER					
		9T9072	1	THE FOLLOWING REPAIR KIT IS AVAILABLE: KIT-SEAL (INCLUDES RING, SHIM, SEALS & GREASE PACK)					

R-571792 EP

HYDRAULIC SYSTEM



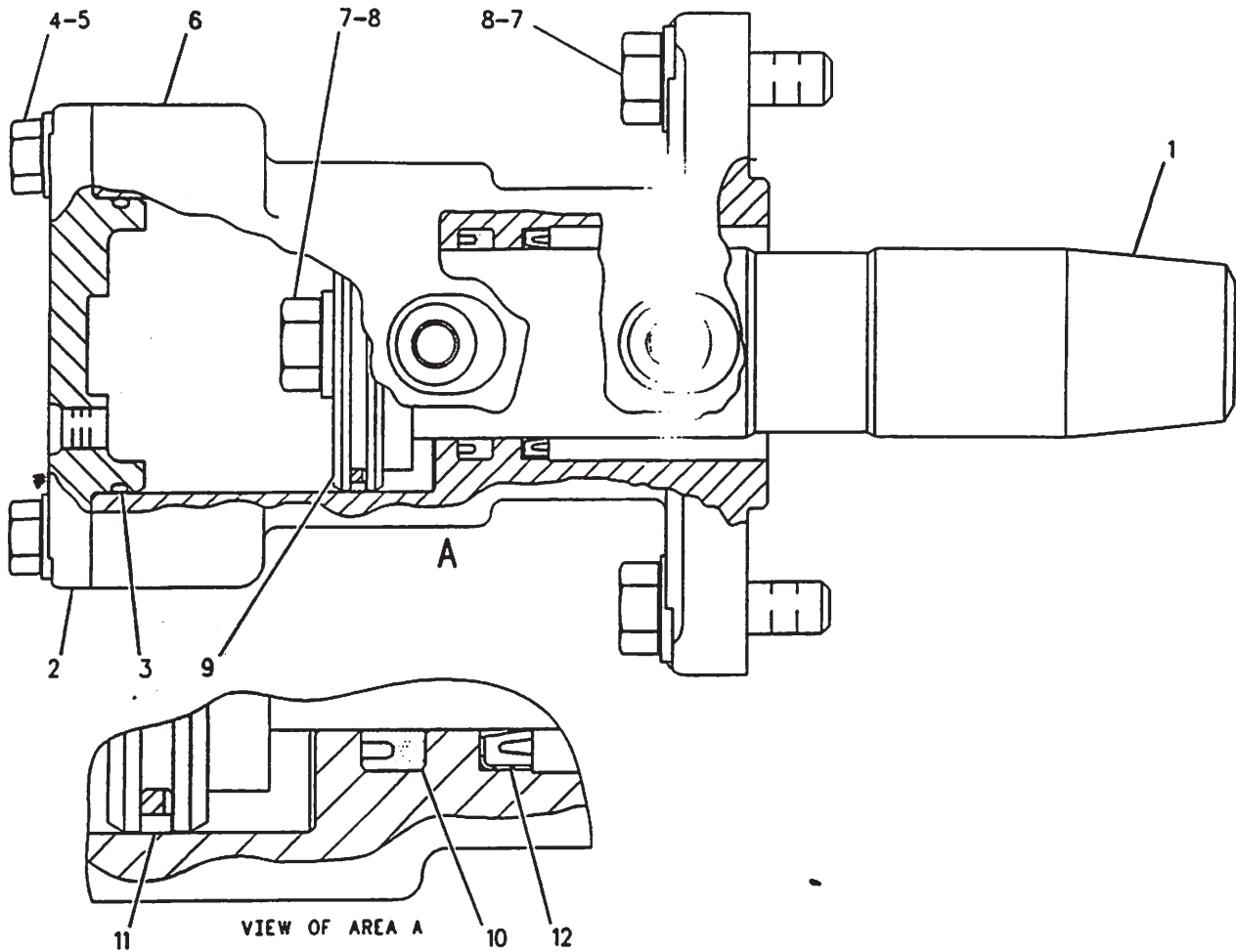
NOTE	REF NO	PART NUMBER	QTY	PART NAME
	1	6V8801	2	NUT
	2	7X0608	2	WASHER-HARD

F-601429 C

5703

1173915 MOTOR GP-ELEC HYD PUMP
Part Of 1238867 Pump-Electric Drive
An Attachment

HYDRAULIC SYSTEM



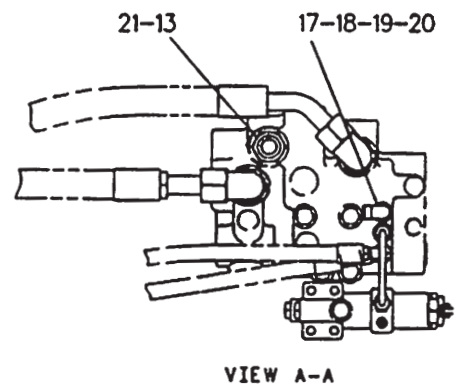
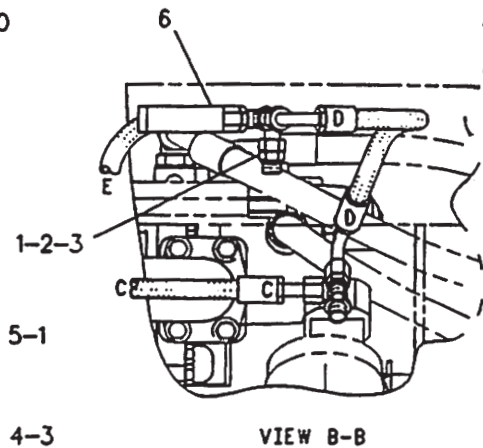
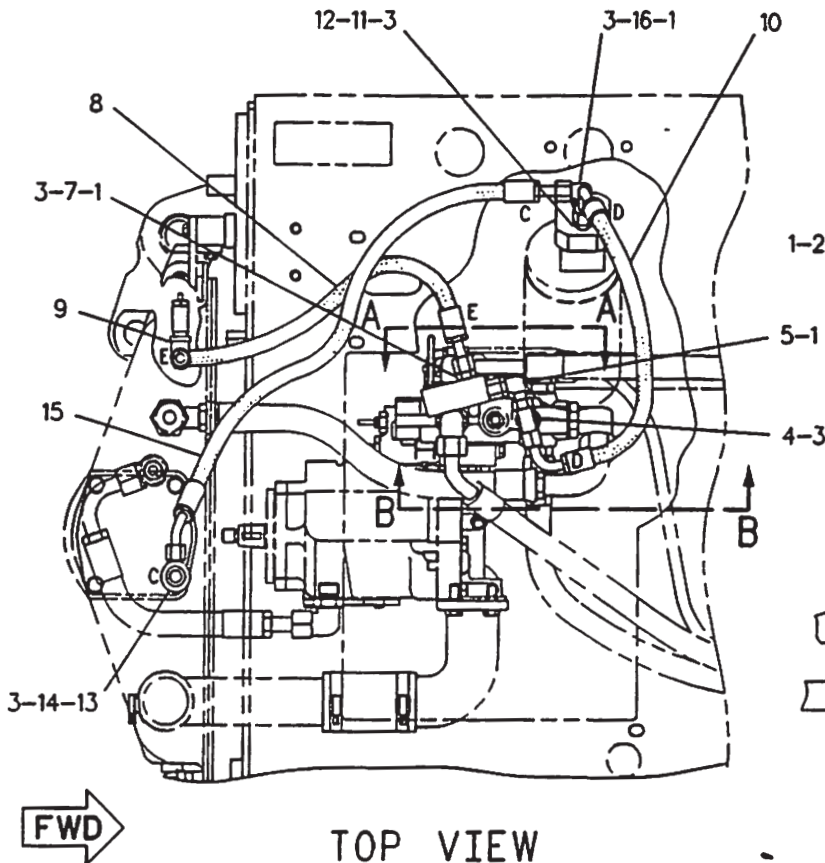
NOTE	REF NO	PART NUMBER	QTY	PART NAME	NOTE	REF NO	PART NUMBER	QTY	PART NAME
	1	1150541	1	PIN					
	2	1149267	1	CAP					
	3	2H3931	1	SEAL-O-RING (82.14MM ID)					
	4	8T8917	2	BOLT (1/2-13X1.25IN)					
	5	8T4223	2	WASHER-HARD					
	6	1150540	1	CYLINDER					
	7	7X0346	3	BOLT (5/8-11X2IN)					
	8	8T4122	3	WASHER					
	9	8X3749	1	PISTON					
	10	5J8225	1	SEAL-U-CUP (54.70MM ID)					
	11	4T8054	1	SEAL AS					
	12	9D6584	1	SEAL-LIP					

F-598443 CP

5221

8X1945 LOCK GP-CENTERSHIFT
Part Of 8W6219 Blade Ar

HYDRAULIC SYSTEM



TOP VIEW

VIEW A-A

NOTE	REF NO	PART NUMBER	QTY	PART NAME	NOTE	REF NO	PART NUMBER	QTY	PART NAME
	1	3K0360	4	SEAL-O-RING (16.36MM ID)					
	2	9T1013	1	VALVE-CHECK					
	3	6V8398	7	SEAL-O-RING (16.03MM ID)					
	4	6V9844	1	TEE-SWIVEL					
	5	8T0249	1	ELBOW-SWIVEL					
	6	9T8071	1	VALVE GP-RELIEF					
	7	6V8639	1	CONNECTOR-SEAL					
	8	1080713	1	HOSE AS					
	9	5B8978	1	TEE					
I	10	1080712	1	HOSE AS					
	11	6V9873	1	CONNECTOR					
	12	3J1907	1	SEAL-O-RING (11.89MM ID)					
	13	3D2824	2	SEAL-O-RING (23.47MM ID)					
	14	8T5429	1	ELBOW-90 DEGREE					
I	15	4E6867	1	HOSE AS					
	16	6V8625	1	ELBOW-90 DEGREE					
	17	3J7354	1	SEAL-O-RING (8.92MM ID)					
	18	9T6146	1	VALVE GP-CHECK					
	19	4J5477	2	SEAL-O-RING (8.61MM ID)					
	20	6V9849	1	ELBOW-SWIVEL					
	21	3T4965	1	ADAPTER-O-RING					

I-SEE HOSE FABRICATION GUIDE

F-578923

4304

8W7434 LINES GP-SECONDARY STEERING
Part Of 8X9750 Steering Ar-Secondary
An Attachment

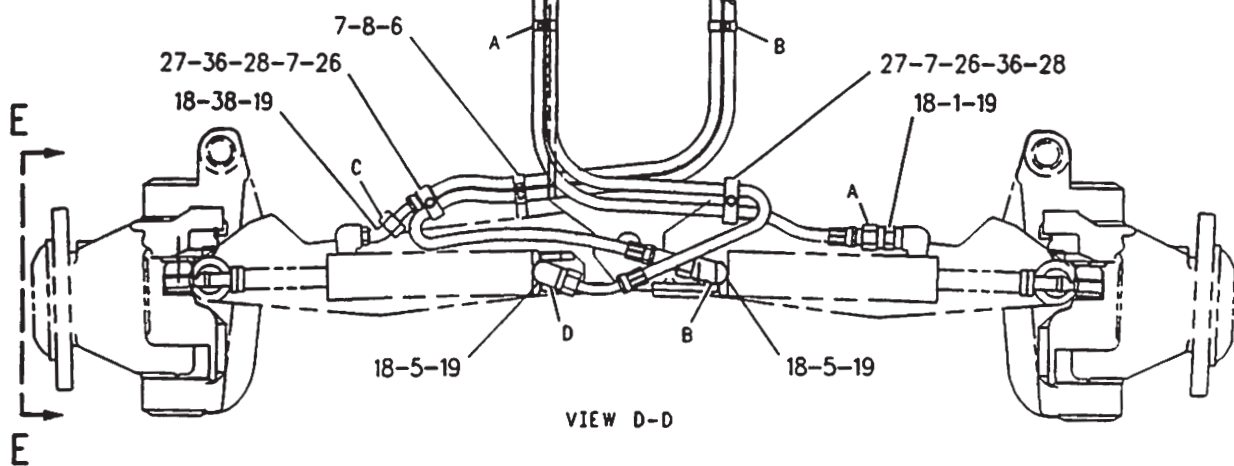
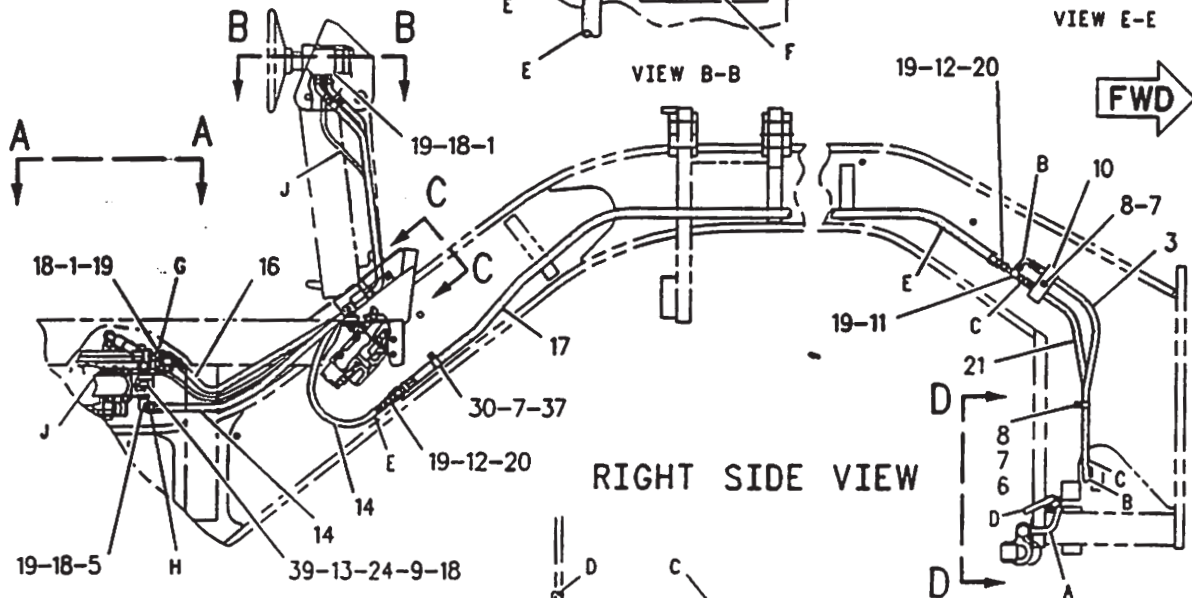
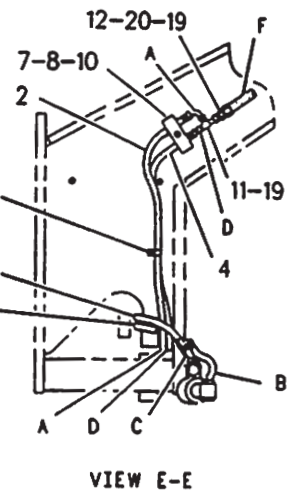
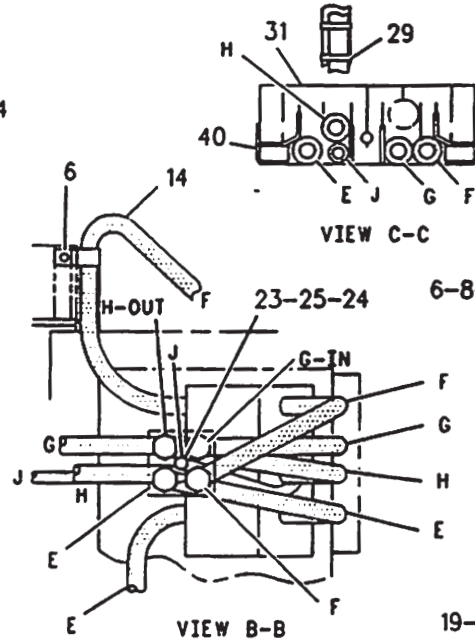
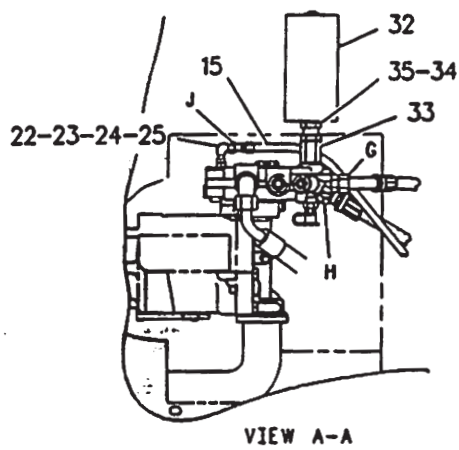
HYDRAULIC SYSTEM

NOTE	REF NO	PART NUMBER	QTY	PART NAME	NOTE	REF NO	PART NUMBER	QTY	PART NAME
I I I	1	6V8639	6	CONNECTOR-SEAL					
	2	8W0225	1	HOSE AS					
	3	1080708	1	HOSE AS					
	4	4E2392	1	HOSE AS					
	5	6V8625	3	ELBOW-90 DEGREE (90 DEG-3/4-16 THD)					
	6	6D4244	8	CLIP (22.22 MM ID)					
	7	8T4896	10	WASHER-HARD (2.5MM THK)					
	8	5S7379	5	BOLT (3/8-16X.875IN)					
	9	3P1932	1	ADAPTER					
	10	1081610	2	CLAMP					
I I I I	11	6V9837	2	TEE					
	12	8T5082	4	UNION					
	13	8C3446	1	VALVE-FLUID SAMPLING					
	14	1080702	3	HOSE AS					
	15	8X7975	1	HOSE AS					
	16	1080703	1	HOSE AS					
	17	1080714	2	HOSE AS					
	18	3K0360	11	SEAL-O-RING (16.36MM ID)					
	19	6V8398	18	SEAL-O-RING (16.03MM OD)					
	20	6V9746	4	SEAL-O-RING (22.5MM OD)					
I	21	5T9903	1	HOSE AS					
	22	6V9849	1	ELBOW-SWIVEL					
	23	4J5477	3	SEAL-O-RING (8.61MM ID)					
	24	3J7354	3	SEAL-O-RING (8.92MM ID)					
	25	6V8647	2	CONNECTOR-SEAL					
	26	4J5468	4	CLAMP					
	27	9D0953	3	SPACER					
	28	6V8801	2	NUT (3/8-16 THD)					
	29	3S2093	2	STRAP-CABLE (4.00IN DIA)					
	30	4S4455	2	CLIP (31.75 MM ID)					
A	31	1366330	1	SEAL					
	32	1304926	1	ACCUMULATOR AS					
	33	3T4965	1	ADAPTER-O-RING					
	34	5P9810	1	UNION					
	35	3D2824	3	SEAL-O-RING (23.47MM ID)					
	36	7X0289	2	BOLT (3/8-16X4.25IN)					
	37	4L6454	1	BOLT (3/8-16X1IN)					
	38	6V9002	1	ELBOW-45 DEGREE (3/8-16X3IN)					
	39	8C3451	1	CAP-DUST					
	40	1366331	2	SEAL					
		5P3779	1	TAG-CYLINDER					

A-NOT PART OF THIS GROUP
I-SEE HOSE FABRICATION GUIDE

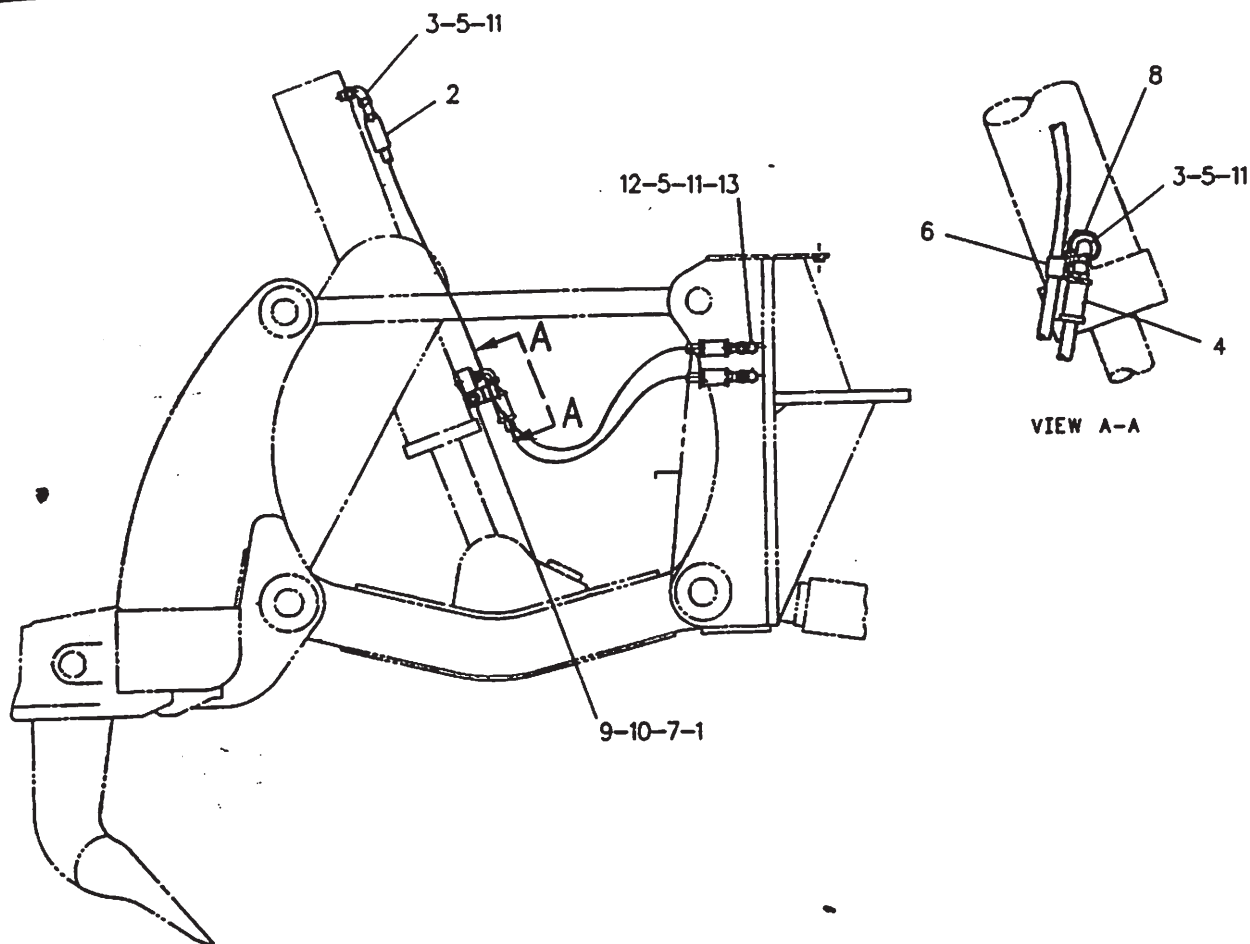
694033 CP

HYDRAULIC SYSTEM



F-694032 CP

HYDRAULIC SYSTEM



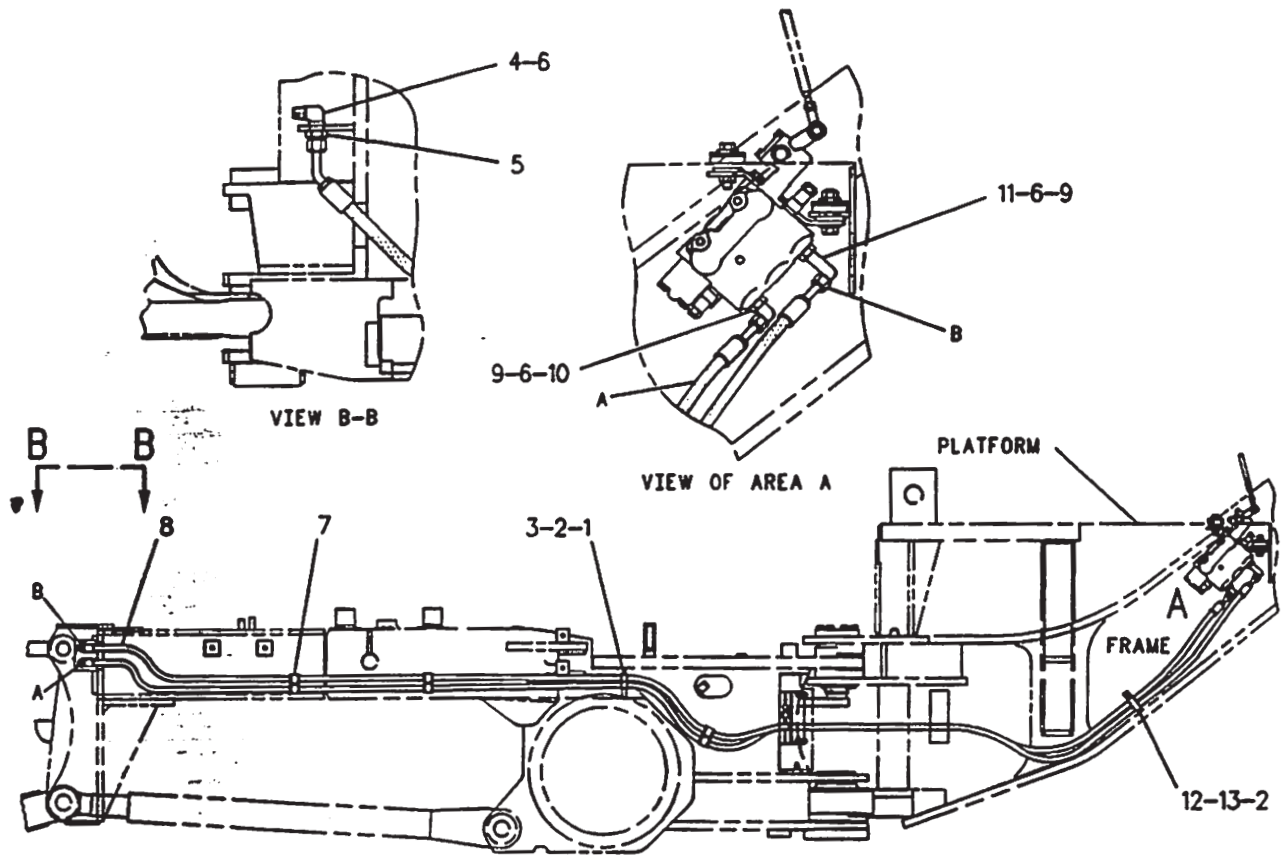
NOTE	REF NO	PART NUMBER	QTY	PART NAME	NOTE	REF NO	PART NUMBER	QTY	PART NAME
	1	485271	2	WASHER					
	2	1097072	1	HOSE AS					
	3	6V8723	2	ELBOW-90 DEGREE					
	4	1097073	1	HOSE AS					
	5	3K0360	4	SEAL-O-RING (16.36MM ID)					
	6	1S3618	1	CLIP					
	7	3B4506	1	LOCKWASHER					
	8	402886	1	CLIP					
	9	4L6454	1	BOLT					
	10	6V8801	1	NUT					
	11	6V8397	4	SEAL-O-RING (12.83MM OD)					
	12	6V8980	2	ELBOW-90 DEGREE					
	13	6V9168	2	NUT					

R- 578512 P

5057

1097027 LINES GP-RIPPER
Part Of 9W7603 Ripper Ar
An Attachment

HYDRAULIC SYSTEM



NOTE	REF NO	PART NUMBER	QTY	PART NAME	NOTE	REF NO	PART NUMBER	QTY	PART NAME
I	1	1S0994	2	CLIP					
	2	8T4896	2	WASHER-HARD					
	3	5S7379	1	BOLT					
	4	6V8980	2	ELBOW-90 DEGREE					
	5	6V9168	2	NUT					
	6	6V8397	4	SEAL-O-RING					
	7	8W8527	6	SLEEVE					
	8	1123837	2	HOSE AS					
	9	3K0360	2	SEAL-O-RING					
	10	6V8723	1	ELBOW-90 DEGREE					
	11	8T1683	1	ELBOW					
	12	6D4247	1	CLIP					
	13	5M3062	1	BOLT					

I-SEE HOSE FABRICATION GUIDE

F-600936 CP

5057

8X9142 LINES GP-RIPPER

Part Of 2A6899, 1125510 Control Ars-Ripper Hydraulic
An Attachment

HYDRAULIC SYSTEM

NOTE	REF NO	PART NUMBER	QTY	PART NAME	NOTE	REF NO	PART NUMBER	QTY	PART NAME
Y	1	9T5957	1	VALVE GP-COMBINATION					
	2	6E1926	1	ADAPTER					
	3	4J0521	2	SEAL-O-RING					
M	4	8T3957	1	BOLT-HEX SOCKET					
				(M12X1.75X30MM)					
M	5	8T0646	3	BOLT (M12X1.75X110MM)					
M	6	6V5696	1	BOLT (M12X1.75X80MM)					
	7	8T4223	4	WASHER-HARD					
	8	7K1181	2	STRAP-CABLE					
	9	6V0852	1	CAP-DUST					
	10	5K9090	2	SEAL-O-RING					
				(27.22 MM OD)					
I	11	2A6570	1	HOSE AS					
	12	6V9875	1	CONNECTOR					
	13	2S4078	1	SEAL-O-RING (37.46MM ID)					
	14	3D2824	10	SEAL-O-RING (23.47MM ID)					
	15	6V9007	7	ELBOW-90 DEGREE					
	16	6V9746	10	SEAL-O-RING (22.5MM OD)					
I	17	1163211	1	HOSE AS					
	18	6V8637	1	CONNECTOR-SEAL					
I	19	9C2399	1	HOSE AS					
I	20	8W2624	1	HOSE AS					
	21	6V9004	2	ELBOW-45 DEGREE					
I	22	8W3166	1	HOSE AS					
	23	3J7354	2	SEAL-O-RING (8.92MM ID)					
	24	6V8780	1	TEE-FACE SEAL					
	25	4J5477	6	SEAL-O-RING (8.61MM ID)					
I	26	8X7973	1	HOSE AS					
	27	6V8627	2	ELBOW-90 DEGREE					
	28	3J1907	4	SEAL-O-RING (15.85MM OD)					
I	29	8X7974	1	HOSE AS					
	30	6V8647	1	CONNECTOR-SEAL					
	31	1322906	1	TUBE AS					
	32	8C3309	1	TEE					
I	33	8X7820	1	HOSE AS					
	34	8X8813	1	ELBOW					
	35	5H8848	1	SEAL-O-RING (69.44MM ID)					
M	36	8T4956	4	BOLT (M12X1.75X35MM)					
E	37	5P1295		HOSE (13CM)					
	38	5P4868	4	CLAMP					
	39	1044286	1	TUBE					
E	40	5P1295		HOSE (10CM)					
	41	6V3965	1	NIPPLE AS					

E-ORDER BY THE CENTIMETER
 I-SEE HOSE FABRICATION GUIDE
 M-METRIC PART
 Y-SEPARATE ILLUSTRATION

626608 CP

8W6251 LINES GP-PUMP
Part Of 1124112 Chassis Ar



HYDRAULIC SYSTEM

NOTE	REF NO	PART NUMBER	QTY	PART NAME	NOTE	REF NO	PART NUMBER	QTY	PART NAME
I I I I I I	1	6V8723	4	ELBOW-90 DEGREE (90 DEG-3/4-16 THD)					
	2	3K0360	18	SEAL-O-RING (16.36MM ID)					
	3	6V9836	2	TEE					
	4	1078141	1	HOSE AS					
	5	1078142	1	HOSE AS					
	6	1078140	1	HOSE AS					
	7	8W0220	1	HOSE AS					
	8	1078148	1	HOSE AS					
	9	1078147	1	HOSE AS					
	10	8T1683	2	ELBOW					
I I	11	6V8397	20	SEAL-O-RING (9.27MM ID)					
	12	6V8634	4	CONNECTOR-SEAL					
	13	1340747	1	HOSE AS-ORFS					
	14	1078150	1	HOSE AS					
	15	8T1687	1	CONNECTOR					
	16	6V8398	2	SEAL-O-RING (12.47MM ID)					
	17	1004336	1	CLIP					
	18	4L6454	1	BOLT (3/8-16X1IN)					
	19	1081610	2	CLAMP					
	20	7X0289	1	BOLT (3/8-16X1.874 THD)					
BD	21	8T4896	19	WASHER-HARD (2.5MM THK)					
	22	1350453	1	PLATE					
	23	5S7383	1	BOLT					
	24	3S2093	1	STRAP-CABLE					
	25	5S7379	9	BOLT (3/8-16X.875IN)					
	26	1350450	2	PLATE					
	27	5D2645	1	CLAMP					
	28	5P5931	1	SEAL					
	29	8T0076	3	CONNECTOR					
	30	5D4988	4	CLAMP					
I I	31	2B0941	3	SPACER (19MM THK)					
	32	7X0288	1	BOLT (3/8-16X1.625IN)					
	33	4J5468	3	CLAMP					
	34	2G5493	1	CLAMP					
	35	9R8870	1	BLOCK					
	36	5P0599	1	CLAMP					
	37	6V9876	3	ELBOW-ORFS (45 DEG-3/4-16 THD)					
	38	6V8625	1	ELBOW-90 DEGREE (90 DEG-3/4-16 THD)					
	39	2H9889	1	BOLT					
	40	7W5672	1	PIPE					
	41	8T1296	4	WASHER (3.5MM THK)					
	42	1S0994	6	CLIP (20.64MM ID)					
	43	6V8801	3	NUT (3/8-16 THD)					
	44	9B7237	1	BOLT (3/8-16X1.25IN)					
	45	6D4244	2	CLIP (22.22MM ID)					
	46	8W0302	1	HOSE AS					
	47	1103003	1	HOSE AS					
	48	8T2501	1	BOLT (3/8-16X2IN)					

B-USE AS REQUIRED
D-ORDER BY THE METER
I-SEE HOSE FABRICATION GUIDE

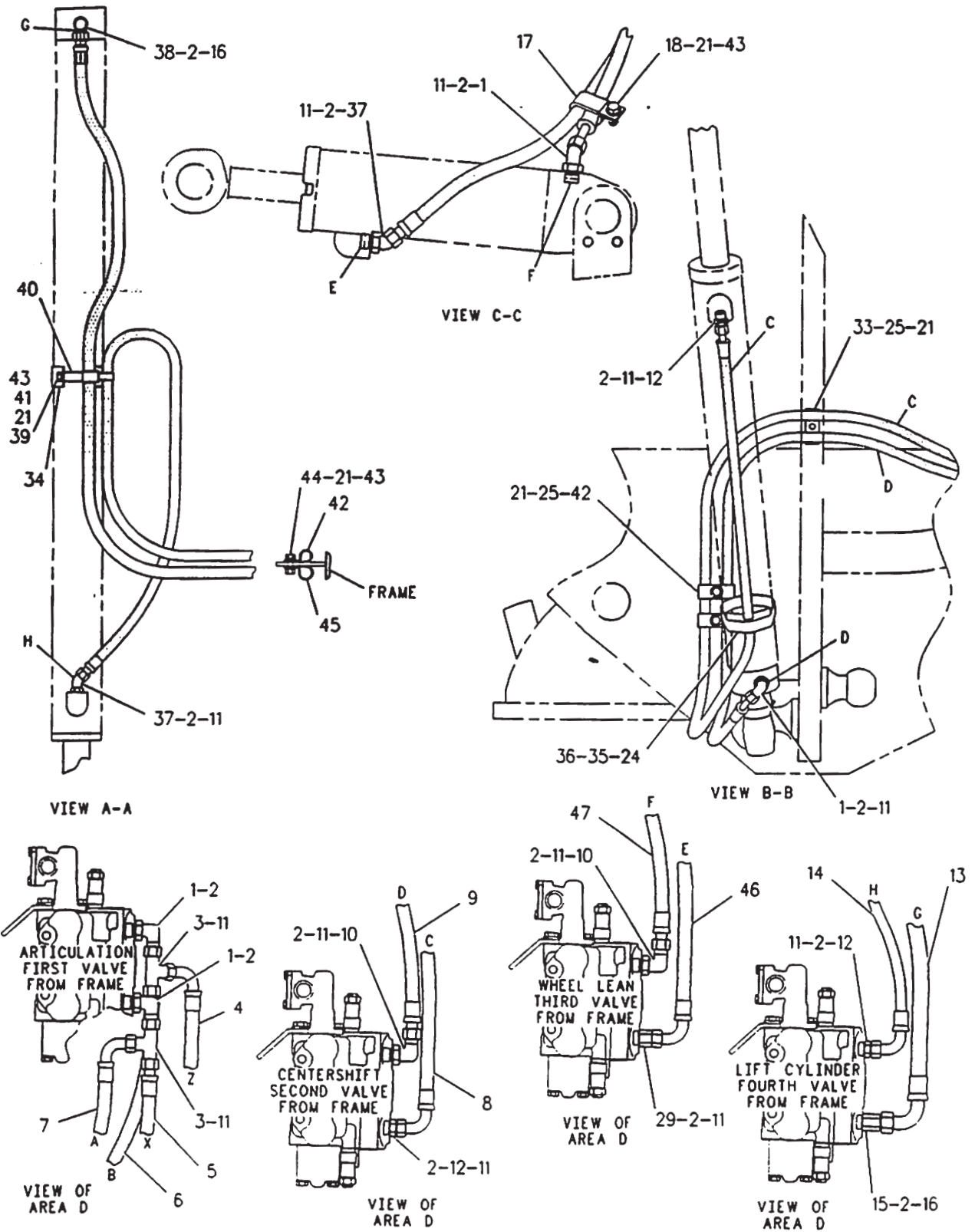
696810 CP

5057

1102985 LINES GP-HYDRAULIC
Part Of 8W6219 Blade Ar

222

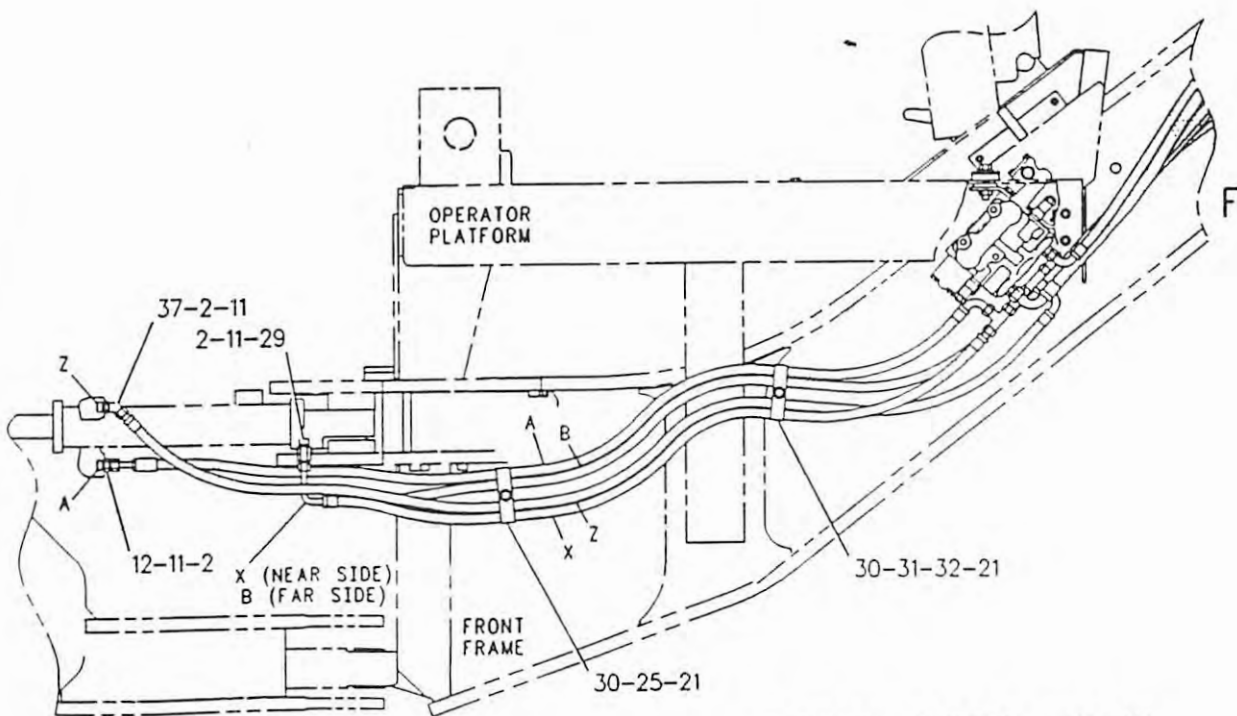
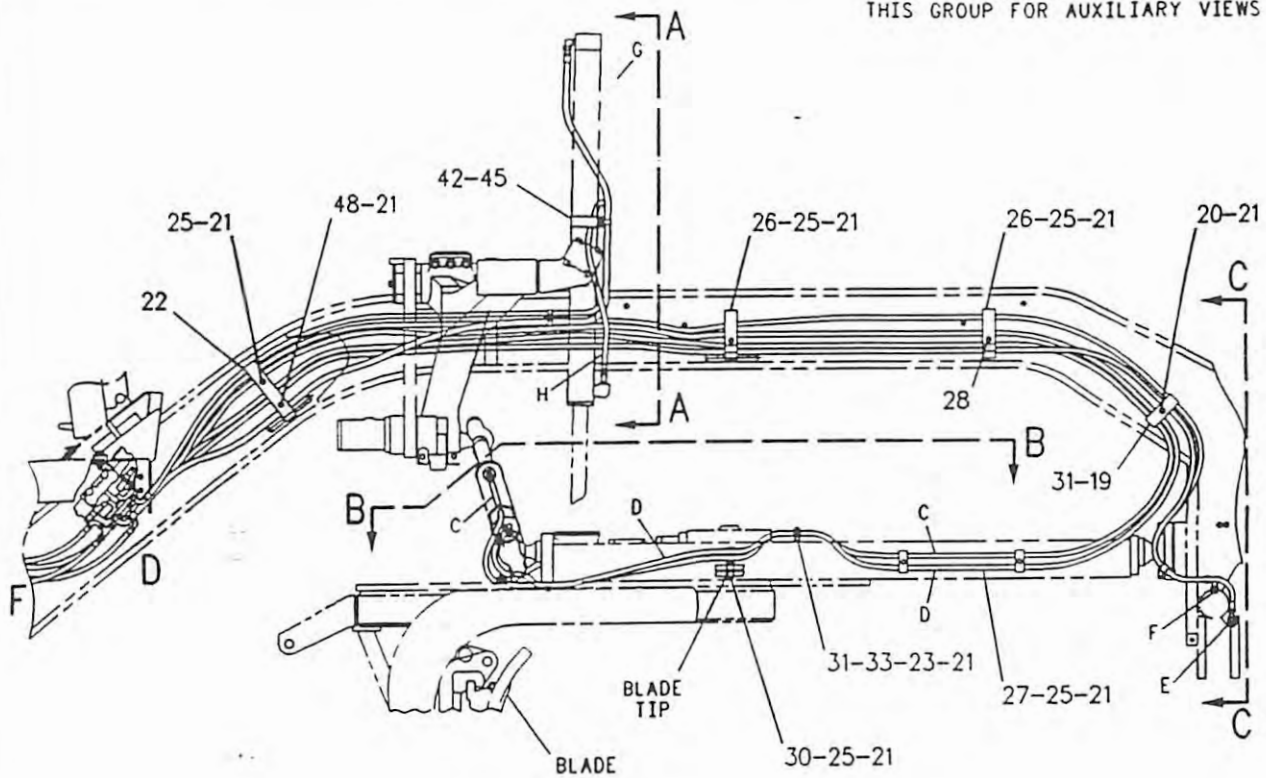
HYDRAULIC SYSTEM



F-684176 CP

HYDRAULIC SYSTEM

REFER TO ALL ILLUSTRATIONS OF
THIS GROUP FOR AUXILIARY VIEWS



RIGHT SIDE VIEW

F-696809 CP

HYDRAULIC SYSTEM

NOTE	REF NO	PART NUMBER	QTY	PART NAME	NOTE	REF NO	PART NUMBER	QTY	PART NAME
I	1	1340747	1	HOSE AS-ORFS					
	2	6V8801	4	NUT					
	3	6V8723	2	ELBOW-90 DEGREE					
	4	5S7379	3	BOLT					
	5	8T4896	10	WASHER-HARD					
	6	8T2502	2	BOLT					
I	7	8W4193	1	HOSE AS					
I	8	8W4194	1	HOSE AS					
	9	4J5468	6	CLAMP					
I	10	1078144	2	HOSE AS					
	11	8T0076	1	CONNECTOR					
	12	1S0994	6	CLIP (20.64MM ID)					
	13	8T1687	2	CONNECTOR					
	14	3K0360	18	SEAL-O-RING (16.36MM ID)					
	15	6V8398	5	SEAL-O-RING (12.47MM ID)					
I	16	1078149	2	HOSE AS					
	17	2M9780	2	SEAL-O-RING (19.18MM ID)					
	18	6V8624	2	ELBOW					
	19	6V8639	2	CONNECTOR-SEAL					
	20	6V8634	8	CONNECTOR-SEAL					
	21	6V8397	15	SEAL-O-RING (9.27MM ID)					
I	22	1078143	2	HOSE AS					
	23	6V9876	4	ELBOW-ORFS					
	24	9D0953	1	SPACER					
	25	5S7383	3	BOLT					
	26	2B0941	2	SPACER					

I-SEE HOSE FABRICATION GUIDE

688769 CP

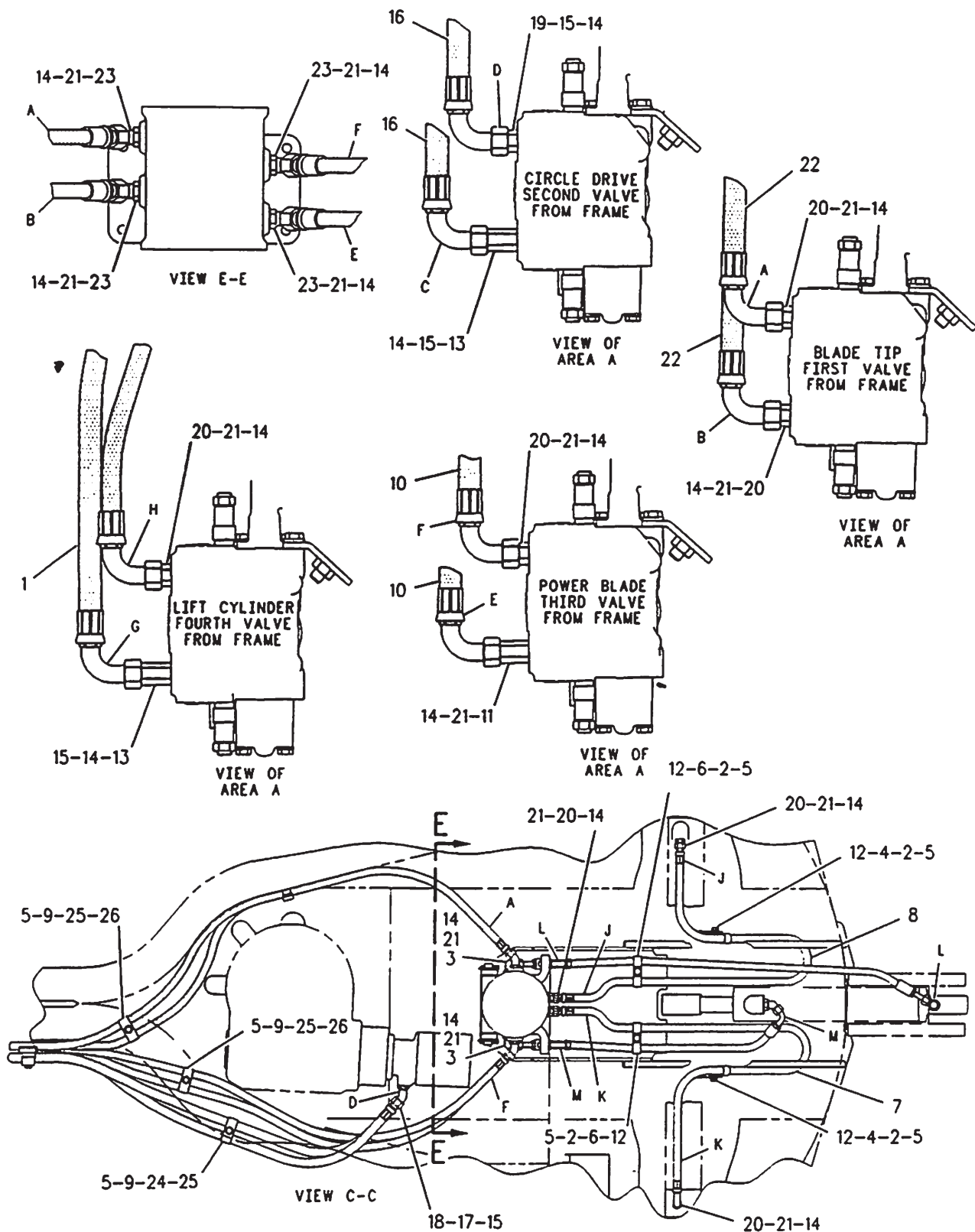
5057

1064787 LINES GP-HYDRAULIC-PART 2 OF 2

4 Circuits, LH

Part Of 8W6219 Blade Ar

HYDRAULIC SYSTEM



F-688768 CP

HYDRAULIC SYSTEM

NOTE	REF NO	PART NUMBER	QTY	PART NAME	NOTE	REF NO	PART NUMBER	QTY	PART NAME
	1	1350451	1	PLATE					
	2	8T2501	2	BOLT					
	3	5P5931	1	SEAL					
	4	5S7379	3	BOLT					
	5	8T4896	10	WASHER-HARD					
	6	1350452	2	PLATE					
	7	5D2645	3	CLAMP					
	8	9D0953	3	SPACER					
	9	1081610	4	CLAMP					
	10	280941	1	SPACER					
	11	8T7008	1	BOLT					
	12	8T4994	2	WASHER					
I	13	1078150	1	HOSE AS					
	14	3K0360	4	SEAL-O-RING (16.36MM ID)					
	15	6V8398	1	SEAL-O-RING (12.47MM ID)					
	16	9B7237	1	BOLT					
	17	6D4244	2	CLIP (22.22 MM ID)					
	18	8T1296	4	WASHER					
	19	7W5672	1	PIPE					
	20	2H9889	1	BOLT					
	21	6V8397	3	SEAL-O-RING (12.83MM OD)					
	22	2G5493	1	CLAMP					
	23	6V9876	2	ELBOW-ORFS					
	24	6V8723	1	ELBOW-90 DEGREE					
I	25	9R1183	1	HOSE AS					
I	26	5T9986	1	HOSE AS					
	27	150994	2	CLIP (20.64MM ID)					
	28	6V8625	1	ELBOW-90 DEGREE					
	29	6V8801	2	NUT					
	30	3B4628	2	COTTER					
Y	31	9T5604	1	SWIVEL GP					
	32	8T9389	4	BOLT					
	33	8T4223	4	WASHER-HARD					
	34	2A7081	1	GUIDE AS-HOSE					
	35	8D9092	1	PIN					

I-SEE HOSE FABRICATION GUIDE
Y-SEPARATE ILLUSTRATION

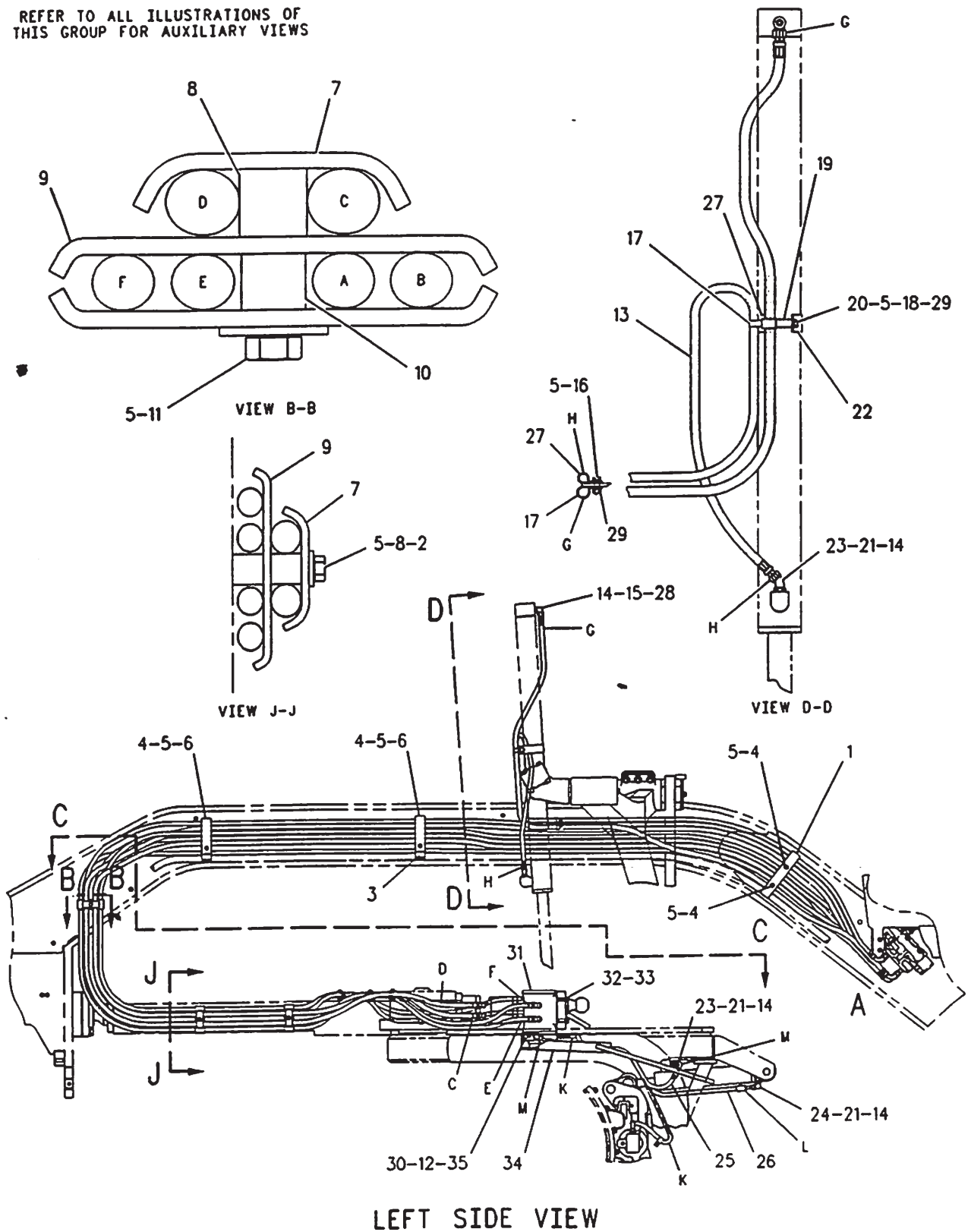
688767 CF

5057

1064787 LINES GP-HYDRAULIC-PART 1 OF 2
4 Circuits, LH. 9T5604-Page 309
Part Of 8W6219 Blade Ar

HYDRAULIC SYSTEM

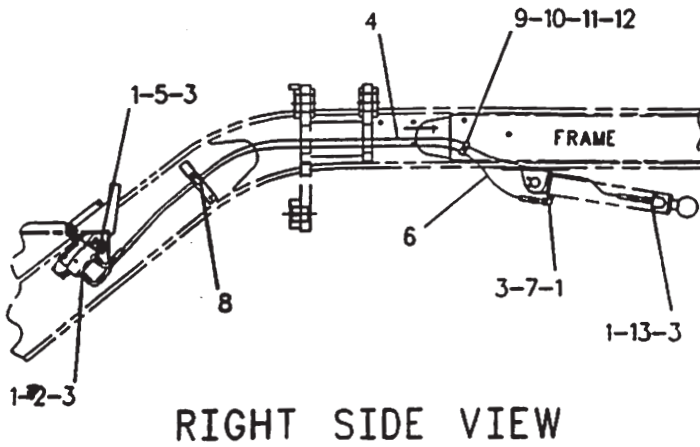
REFER TO ALL ILLUSTRATIONS OF
THIS GROUP FOR AUXILIARY VIEWS



LEFT SIDE VIEW

F-688766 CP

HYDRAULIC SYSTEM



NOTE	REF NO	PART NUMBER	QTY	PART NAME
I	1	3K0360	4	SEAL-O-RING (16.36MM ID)
	2	8T0076	1	CONNECTOR
	3	6V8397	4	SEAL-O-RING (9.27MM ID)
	4	1123200	1	HOSE AS
	5	6V8634	1	CONNECTOR-SEAL
	6	1123199	1	HOSE AS
	7	6V8723	1	ELBOW-90 DEGREE
	8	6D4247	1	CLIP (22.22 MM ID)
	9	4J5468	1	CLAMP
	10	2B0941	1	SPACER
	11	7X0289	1	BOLT
	12	8T4896	1	WASHER-HARD
	13	6V8634	1	CONNECTOR-SEAL

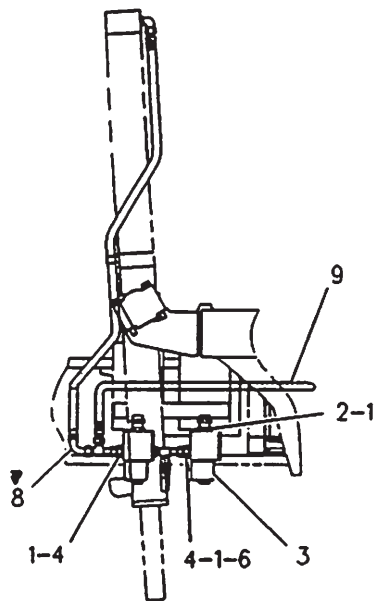
I-SEE HOSE FABRICATION GUIDE

F-633266 CP

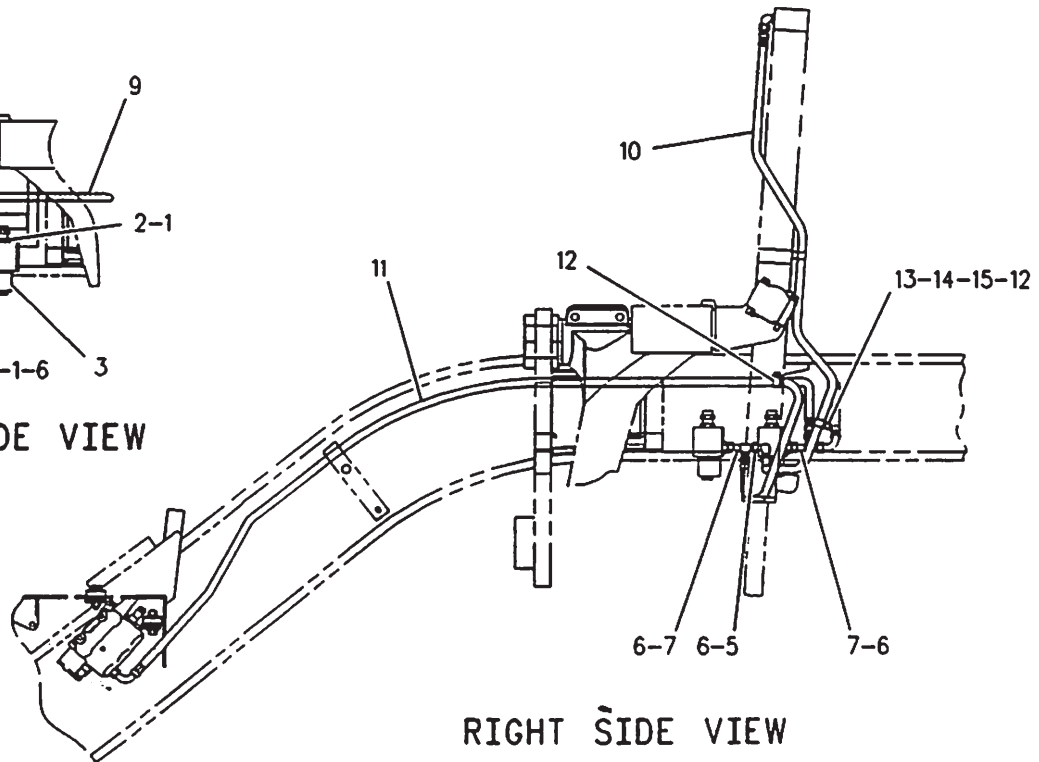
5057

8X6070 LINES GP-HYDRAULIC
Part Of 1081104, 1130704 Scarifier Ars
An Attachment

HYDRAULIC SYSTEM



LEFT SIDE VIEW



RIGHT SIDE VIEW

NOTE	REF NO	PART NUMBER	QTY	PART NAME	NOTE	REF NO	PART NUMBER	QTY	PART NAME
Y	1	3D2824	6	SEAL-O-RING (23.47MM ID)					
	2	SP9810	2	UNION					
	3	7T6517	2	VALVE & MOUNTING GP					
	4	6V8633	2	CONNECTOR					
	5	6V9851	1	ELBOW-90 DEGREE SWIVEL					
	6	6V8398	7	SEAL-O-RING (12.47MM ID)					
I	7	6V9837	2	TEE					
	8	1340746	1	HOSE AS-ORFS					
	9	1080705	1	HOSE AS					
I	10	1340744	1	HOSE AS-ORFS					
	11	1080706	1	HOSE AS					
	12	6D4244	2	CLIP (22.22MM ID)					
	13	7X0289	1	BOLT					
	14	8T4896	1	WASHER-HARD (2.5MM THK)					
	15	9D0953	1	SPACER					

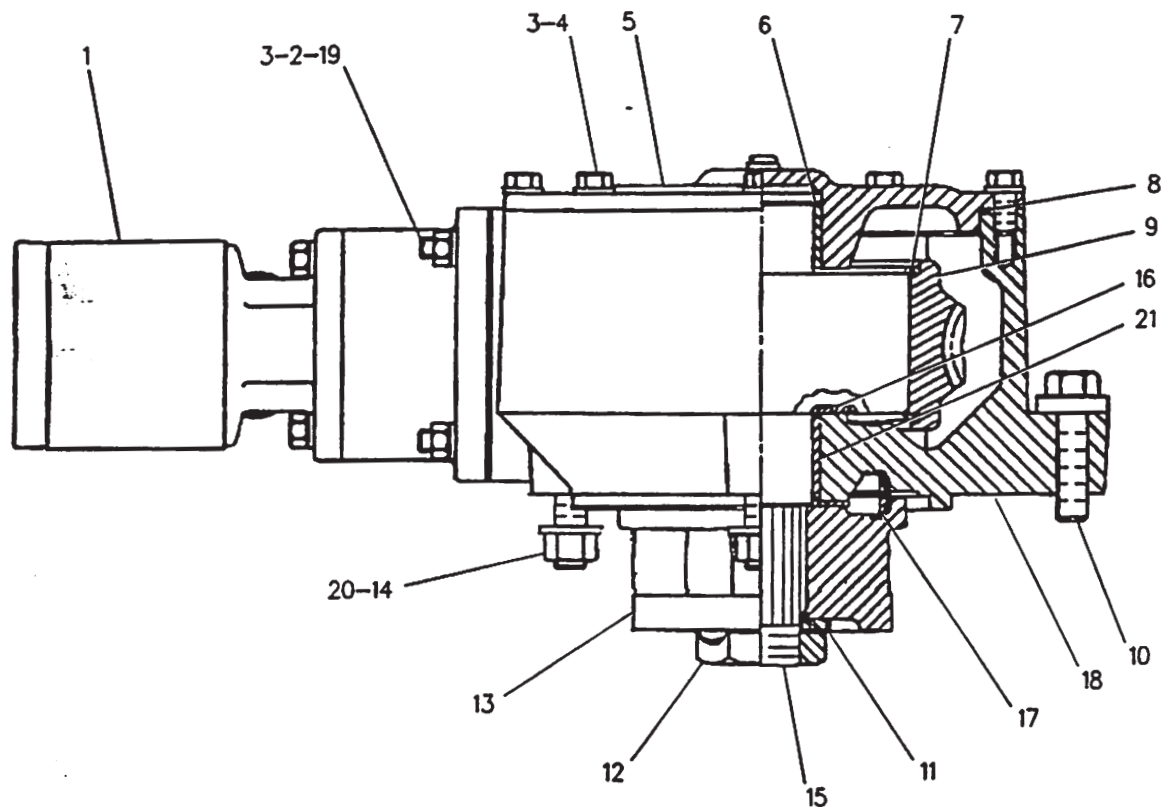
I-SEE HOSE FABRICATION GUIDE
Y-SEPARATE ILLUSTRATION

F-649648 CP

5057

8X9733 LINES GP-ACCUMULATOR
7T6517-Page 322
Part Of 8X9747 Accumulator Ar
An Attachment

HYDRAULIC SYSTEM



NOTE	REF NO	PART NUMBER	QTY	PART NAME	NOTE	REF NO	PART NUMBER	QTY	PART NAME
Y	1	1053196	1	MOTOR GP-GEROTOR (CIRCLE DRIVE)		18	1104655	1	HOUSING AS
	2	1F7958	4	NUT-FULL			1104652	1	HOUSING
	3	5P8245	12	WASHER		19	208154	4	STUD
	4	6H1717	5	BOLT (1/2-13X1.125IN)		20	7D3504	4	STUD-TAPERLOCK
		5K8454	3	BOLT (SELF-LOCKING) (1/2-13X1.12IN)		21	1067128	1	BEARING-SLEEVE
	5	1104654	1	COVER AS					
	6	1067129	1	BEARING-SLEEVE					
	7	1L7388	2	RING-RETAINING					
	8	5H4909	1	SEAL-O-RING					
	9	1067130	1	GEAR-WORM (36 T)					
	10	9X8887	2	BOLT					
		7M2360	2	WASHER					
	11	4F9653	1	SEAL-O-RING					
	12	1A1415	1	NUT					
		8D7423	1	LOCK-NUT					
		8D7424	1	SPACER					
	13	8W5092	1	PINION-CIRCLE DRIVE					
	14	2J3506	4	NUT-FULL					
		5P8248	4	WASHER-HARD					
	15	1067131	1	SHAFT					
	16	8D7425	2	WASHER-THRUST					
	17	9W6645	1	SEAL GP-DUO-CONE					
		5K5129	2	RING-SEALING					

Y-SEPARATE ILLUSTRATION

R-569480 EP

5207

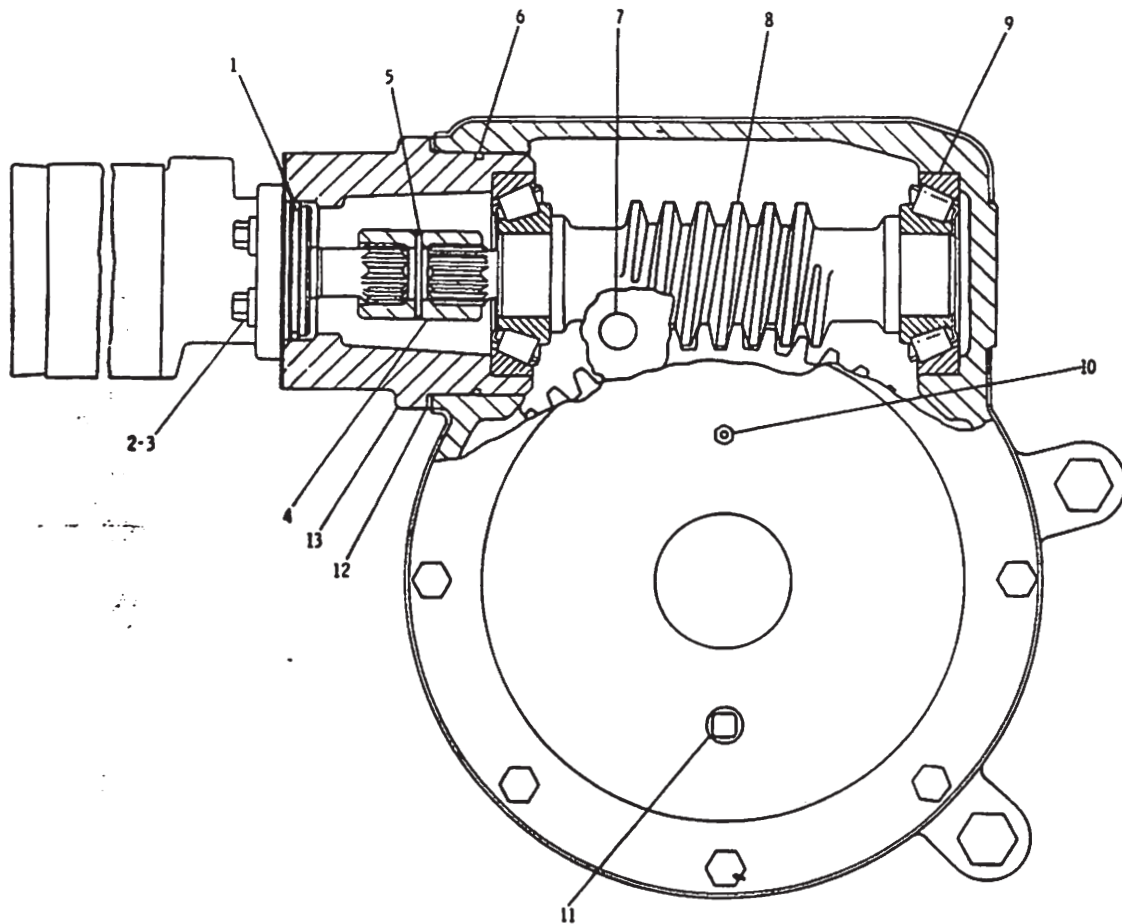
1104656 DRIVE GP-CIRCLE-PART 2 OF 2

S/N 8MN1-499

1053196-Page 299

Part Of 8W6219 Blade Ar

HYDRAULIC SYSTEM



NOTE	REF NO	PART NUMBER	QTY	PART NAME	NOTE	REF NO	PART NUMBER	QTY	PART NAME
B B	1	1H7339	1	SEAL-O-RING (75.79MM ID)					
	2	OS1585	4	BOLT (1/2-13X1.50IN)					
	3	5P8245	4	WASHER (3MM THK)					
	4	9D1491	1	COUPLING					
	5	4H6996	1	PIN-SPRING					
	6	2H9247	1	SEAL-O-RING (132.94MM ID)					
	7	1B5174	1	PLUG-PIPE					
	8	9D1142	1	WORM-CIRCLE DRIVE					
	9	1B4038	2	CUP-ROLLER BEARING					
		1B4046	2	CONE-BEARING					
	10	8T0336	1	FITTING-RELIEF					
	11	2B7410	1	PLUG-PIPE					
	12	7D8983	10	SHIM (.127MM THK)					
		7D8984	6	SHIM (.178MM THK)					
	13	2G6695	1	BRACKET					

B-USE AS REQUIRED

B-625119 CP

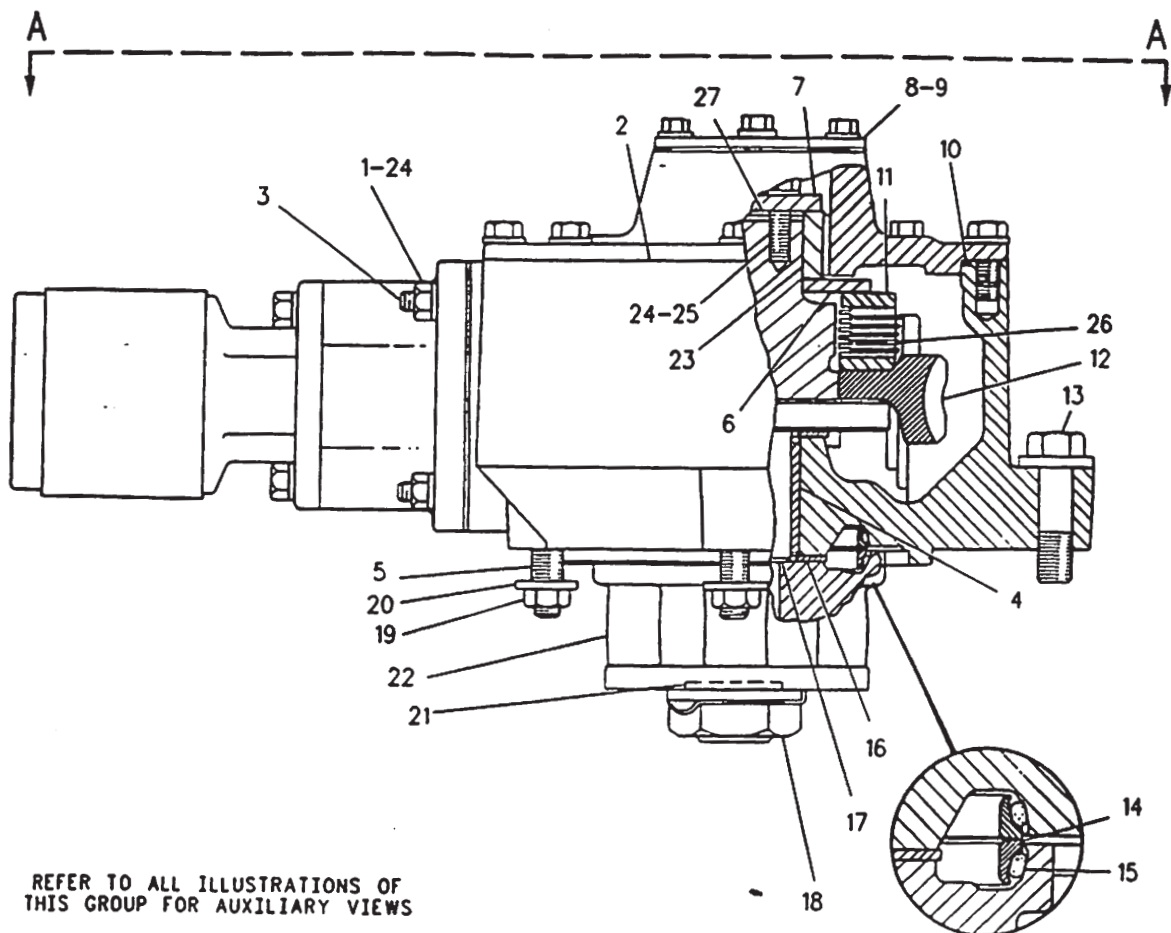
5207

1104656 DRIVE GP-CIRCLE-PART 1 OF 2

S/N 8MN1-499

Part Of 8W6219 Blade Ar

HYDRAULIC SYSTEM



REFER TO ALL ILLUSTRATIONS OF
THIS GROUP FOR AUXILIARY VIEWS

NOTE	REF NO	PART NUMBER	QTY	PART NAME	NOTE	REF NO	PART NUMBER	QTY	PART NAME
C	1	1F7958	4	NUT-FULL	B	24	5P8245	7	WASHER
	2	6G1908	1	HOUSING AS-DRIVE		25	OS1585	3	BOLT
	3	208154	4	STUD		26	6Y7953	6	DISC-FRICTION (2.87MM(.112IN)THK)
	4	8D7426	1	BEARING-SLEEVE		27	2G0478	5	DISC (1.52MM(.060IN)THK)
	5	4D7246	4	STUD-TAPERLOCK			6G5543	6	SHIM (.13MM(.005IN)THK)
	6	6G6122	1	SPRING-DISC			6G5544	9	SHIM (.25MM(.010IN)THK)
	7	6G5547	1	PLATE					
	8	6G5538	1	COVER					
	9	6G5539	1	GASKET					
	10	5H4909	1	SEAL-O-RING					
	11	6G5542	2	SPACER					
	12	6G5533	1	GEAR-WORM (36 TEETH)					
	13	9X8887	2	BOLT					
		7M2360	2	WASHER					
	14	9W6645	1	SEAL GP-DUO-CONE					
	15	5K5129	2	RING-SEALING					
	16	8D7425	2	WASHER-THRUST					
	17	6G5532	1	SHAFT-DRIVE PINION					
	18	1A1415	1	NUT					
		8D7423	1	LOCK-NUT					
		8D7424	1	SPACER					
	19	2J3506	4	NUT-FULL					
	20	5P8248	4	WASHER-HARD					
	21	4F9653	1	SEAL-O-RING					
	22	8W5092	1	PINION-CIRCLE DRIVE					
	23	6G5548	1	SPACER					

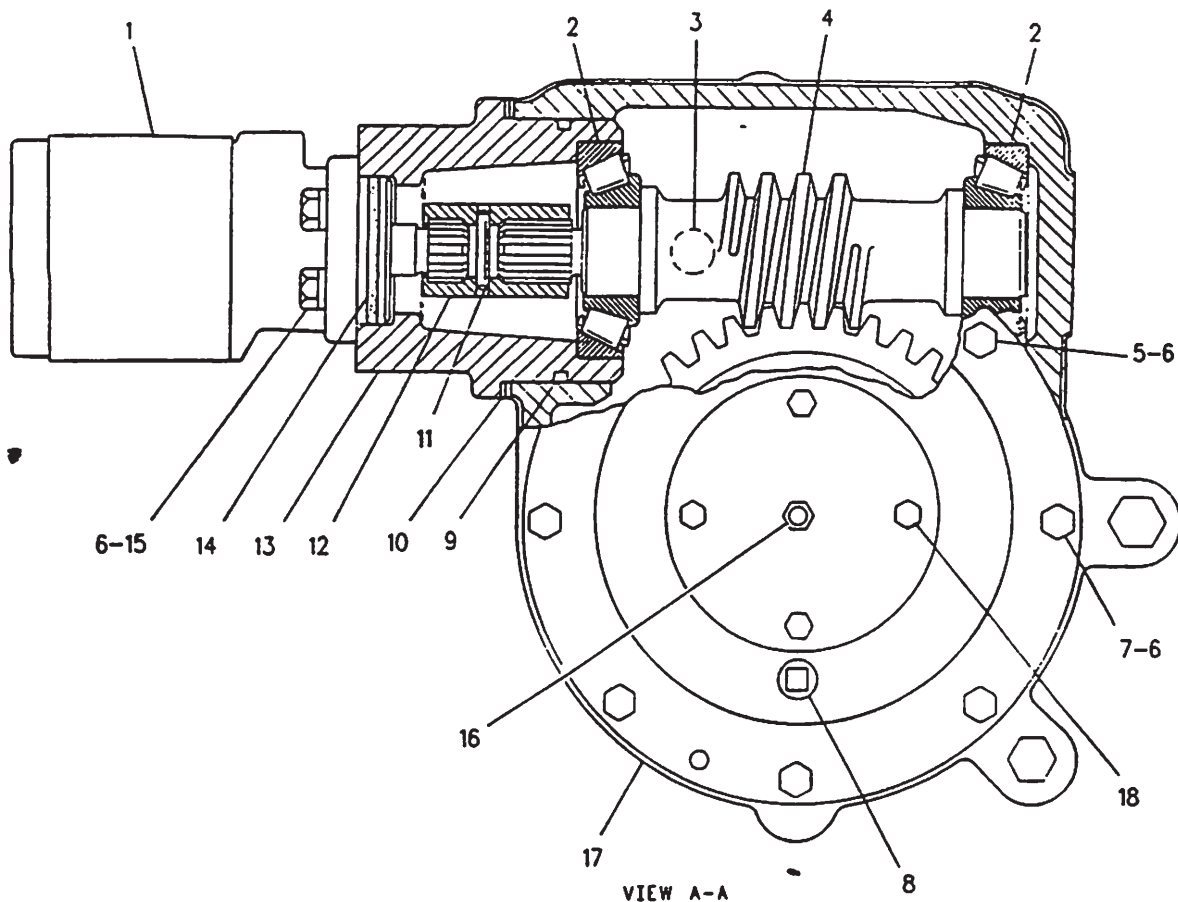
B-USE AS REQUIRED
C-CHANGE FROM PREVIOUS TYPE

R-626966 CP

5207

5T0570 DRIVE GP-CIRCLE-PART 2 OF 2
S/N 8MN500-Up
Part Of 8W6219 Blade Ar

HYDRAULIC SYSTEM



NOTE	REF NO	PART NUMBER	QTY	PART NAME	NOTE	REF NO	PART NUMBER	QTY	PART NAME
CY B B	1	1053196	1	MOTOR GP-GEROTOR (CIRCLE DRIVE)					
	2	1B4038	2	CUP-ROLLER BEARING					
		1B4046	2	CONE-BEARING					
	3	1B5174	1	PLUG-PIPE					
	4	9D1142	1	WORM-CIRCLE DRIVE					
	5	5K8454	3	BOLT (1/2-13X1.12IN)					
	6	5P8245	12	WASHER					
	7	6H1717	5	BOLT (1/2-13X1.125IN)					
	8	2B7410	1	PLUG-PIPE					
	9	2H9247	1	SEAL-O-RING					
	10	7D8983	10	SHIM (.127MM THK)					
		7D8984	6	SHIM (.178MM THK)					
	11	4H6996	1	PIN-SPRING					
	12	9D1491	1	COUPLING					
	13	2G6695	1	BRACKET					
	14	1H7339	1	SEAL-O-RING					
	15	OS1585	4	BOLT (1/2-13X1.50IN)					
	16	8T0336	1	FITTING-RELIEF					
	17	6G5534	1	COVER AS					
		6G5537	1	BEARING					
	18	5S7379	4	BOLT (3/8-16X.875IN)					
		8T4896	4	WASHER-HARD					

B-USE AS REQUIRED
C-CHANGE FROM PREVIOUS TYPE
Y-SEPARATE ILLUSTRATION

R-626829 CP

5207

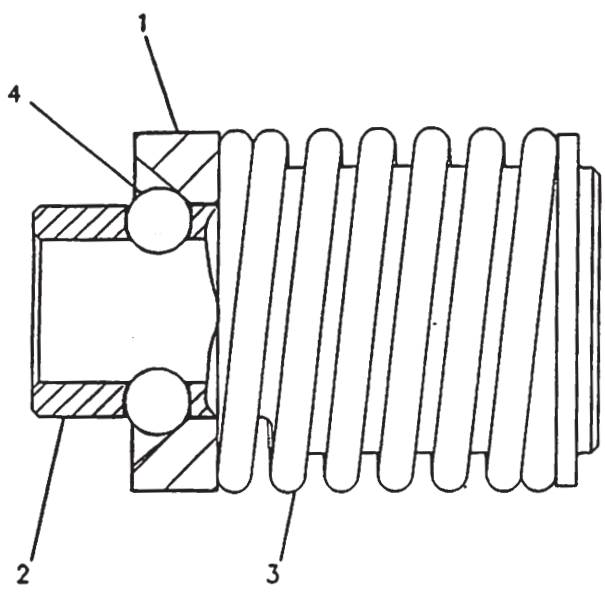
5T0570 DRIVE GP-CIRCLE-PART 1 OF 2

S/N 8MN500-Up

1053196-Page 299

Part Of 8W6219 Blade Ar

HYDRAULIC SYSTEM



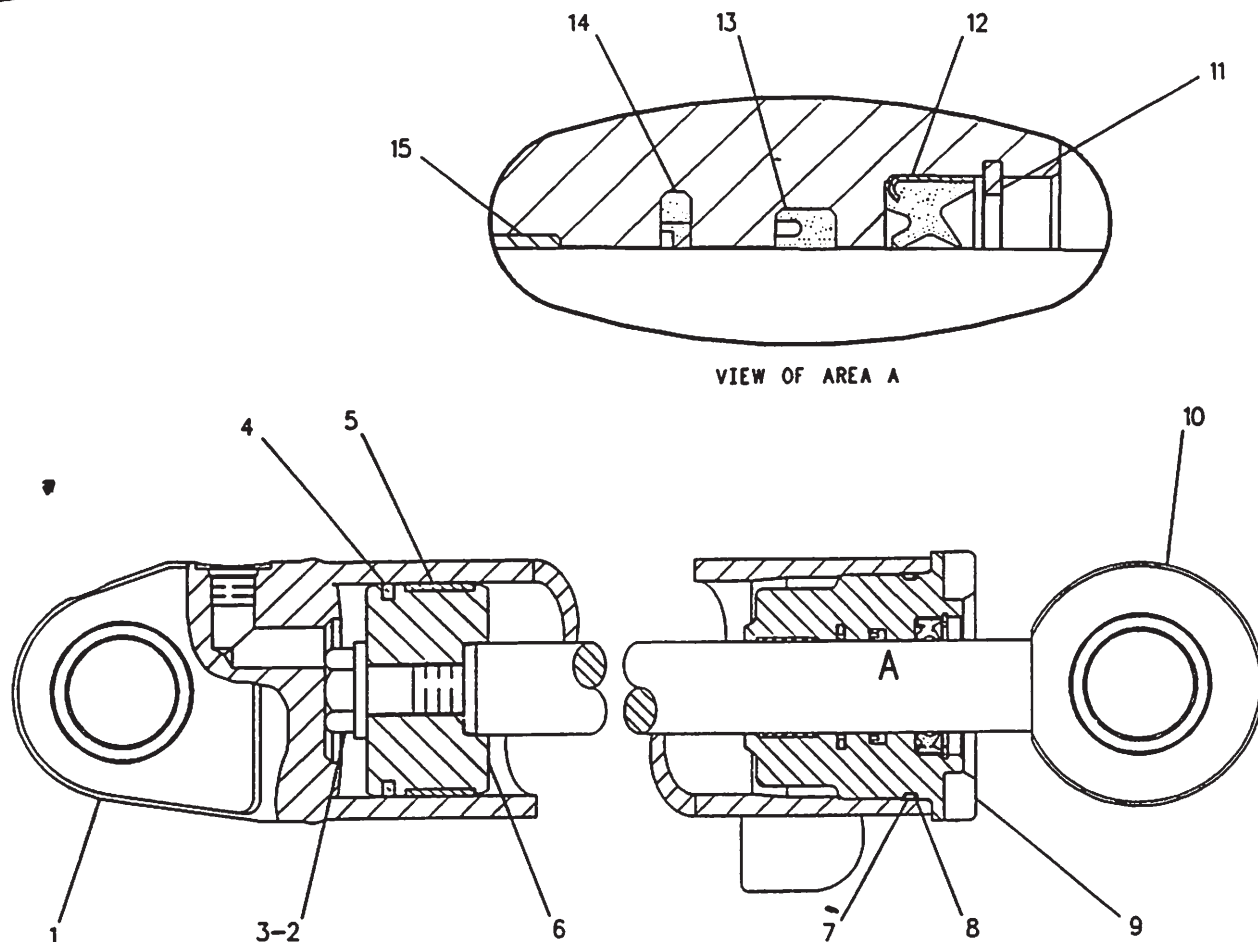
NOTE	REF NO	PART NUMBER	QTY	PART NAME
	1	1011974	1	RETAINER
	2	1011975	1	RETAINER
	3	1027423	1	SPRING
	4	5B9318	6	BALL

F-567917 E

5051

1084916 DETENT GP-CONTROL VALVE
Part Of 6E3031, 6E3037, 1070547 Valves-Control

HYDRAULIC SYSTEM



NOTE	REF NO	PART NUMBER	QTY	PART NAME	NOTE	REF NO	PART NUMBER	QTY	PART NAME
M	1	1231076	1	CYLINDER AS					
		2G8631	1	BEARING-SLEEVE					
	2	8C3411	1	BOLT					
	3	3S7023	1	WASHER					
	4	5J7013	1	SEAL AS					
	5	7J9885	1	RING-WEAR					
	6	9T9040	1	PISTON					
	7	2H4145	1	SEAL-O-RING					
	8	4J9224	1	RING-BACKUP					
	9	6E4974	1	HEAD					
	10	1219245	1	ROD AS					
		2G8631	1	BEARING-SLEEVE					
	11	8J0484	1	RING-RETAINING					
	12	8C9133	1	SEAL					
	13	5J8200	1	SEAL-U-CUP					
	14	8C9124	1	SEAL AS					
	15	4T5613	1	RING-WEAR					

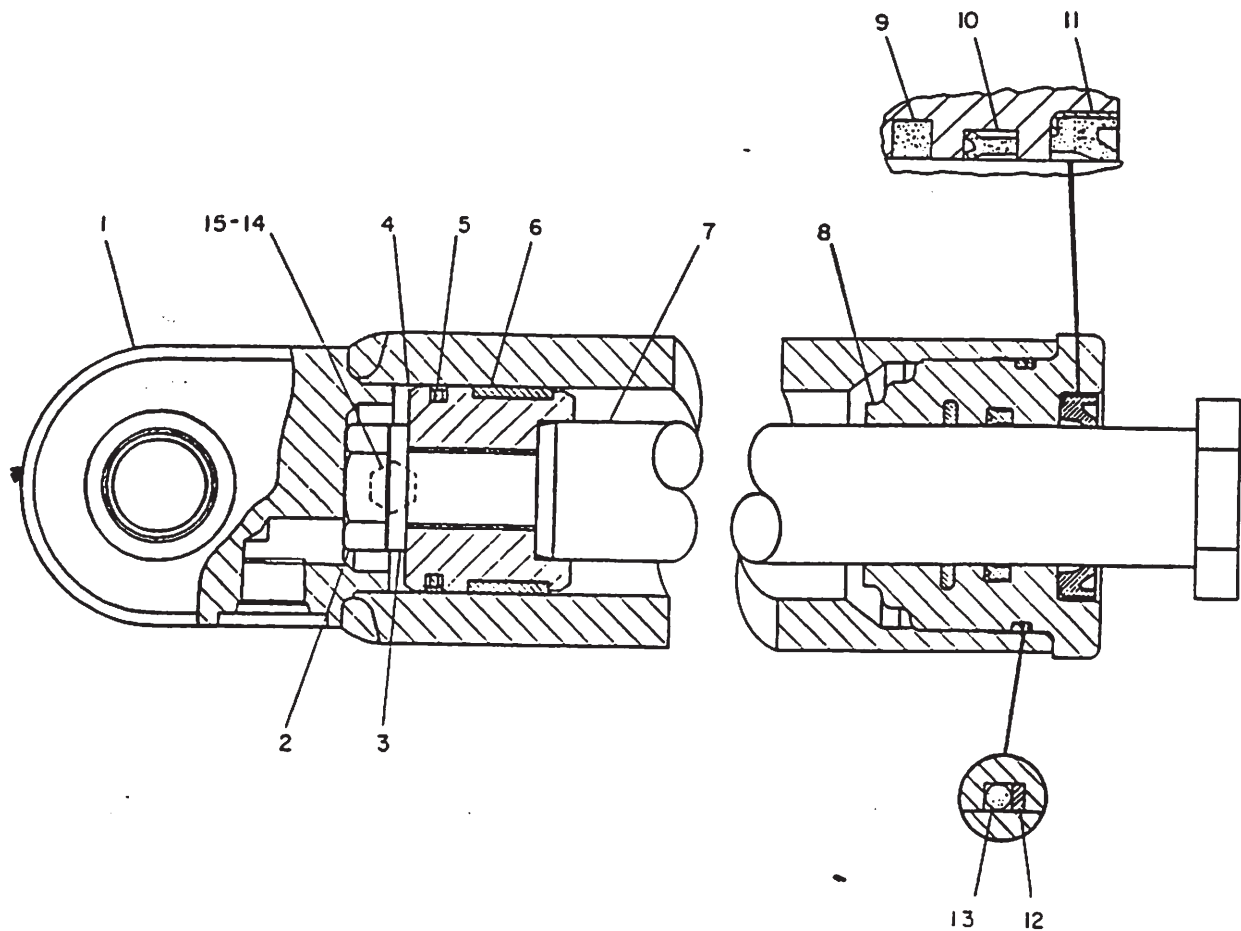
M-METRIC PART

F-600812 CP

5211

1219242 CYLINDER GP-WHEEL LEAN (CHG 00)
88.9 MM (3.5 In) Bore X 149.0 MM (5.9 In) Stroke
Part Of 8W2737 Cylinder & Mtg-Wheel Lean

HYDRAULIC SYSTEM



NOTE	REF NO	PART NUMBER	QTY	PART NAME	NOTE	REF NO	PART NUMBER	QTY	PART NAME
	1	9T2394	1	CYLINDER AS-LH					
	2	58639	1	BEARING-ALIGNING					
M	3	6V5845	1	BOLT					
C	4	8T3282	1	WASHER-HARD					
	5	9T2388	1	PISTON					
J	6	1U3998	1	SEAL AS					
J	7	7H2423	1	RING-WEAR					
	8	9T2387	1	ROD AS					
	9	9T3727	1	HEAD					
J	10	8C9122	1	SEAL AS					
	11	5J8150	1	SEAL-U-CUP					
J	12	8C9131	1	SEAL-LIP					
J	13	4J9225	1	RING-BACKUP					
	14	5H8848	1	SEAL-O-RING					
	15	1N5999	2	PLUG					
	16	7J0204	2	SEAL-O-RING					
		8T6397	1	THE FOLLOWING REPAIR KIT IS AVAILABLE: KIT-HYD CYLINDER SEAL (INCLUDES PARTS MARKED J)					

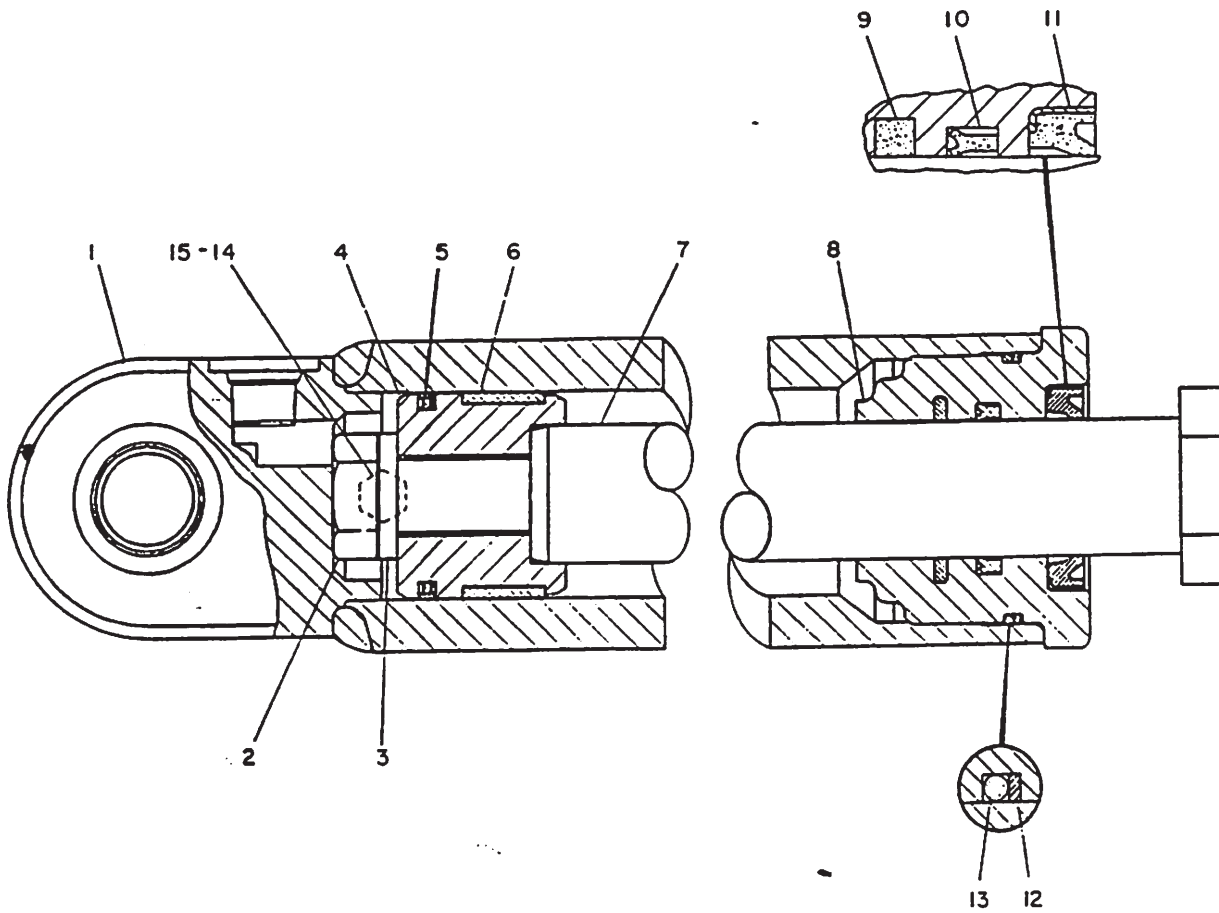
C-CHANGE FROM PREVIOUS TYPE
M-METRIC PART

B-560597 EP

4303

9T2395 CYLINDER GP-STEERING (CHGS 01-05)
(LH) 57.15 MM (2.25 In) Bore X 267.0 MM (10.5 In) Stroke
Part Of 8W2290 Cylinder & Mtg-Steering

HYDRAULIC SYSTEM



NOTE	REF NO	PART NUMBER	QTY	PART NAME	NOTE	REF NO	PART NUMBER	QTY	PART NAME
	1	9T2392	1	CYLINDER AS-RH					
		58639	1	BEARING-ALIGNING					
M	2	6V5845	1	BOLT					
C	3	8T3282	1	WASHER-HARD					
	4	9T2388	1	PISTON					
J	5	1U3998	1	SEAL AS					
J	6	7H2423	1	RING-WEAR					
	7	9T2387	1	ROD AS					
	8	9T3727	1	HEAD					
	9	8C9122	1	SEA AS					
J	10	5J8150	1	SEA U-CUP					
	11	8C9131	1	SEA LIP					
JC	12	4J9225	1	RING-BACKUP					
J	13	5H8848	1	SEAL-O-RING					
	14	1N5999	2	PLUG					
	15	7J0204	2	SEAL-O-RING					
				THE FOLLOWING REPAIR KIT IS AVAILABLE:					
		8T6397	1	KIT-HYD CYLINDER SEAL (INCLUDES PARTS MARKED J)					

C-CHANGE FROM PREVIOUS TYPE
M-METRIC PART

B-507202 EP

4303

9T2393 CYLINDER GP-STEERING (CHGS 01-05)
(RH) 57.15 MM (2.25 In) Bore X 267.0 MM (10.5 In) Stroke
Part Of 8W2290 Cylinder & Mtg-Steering

HYDRAULIC SYSTEM

15 2 3 16 14 13 4 5 6 7

A

8

12 11 10 9 1

VIEW OF AREA A

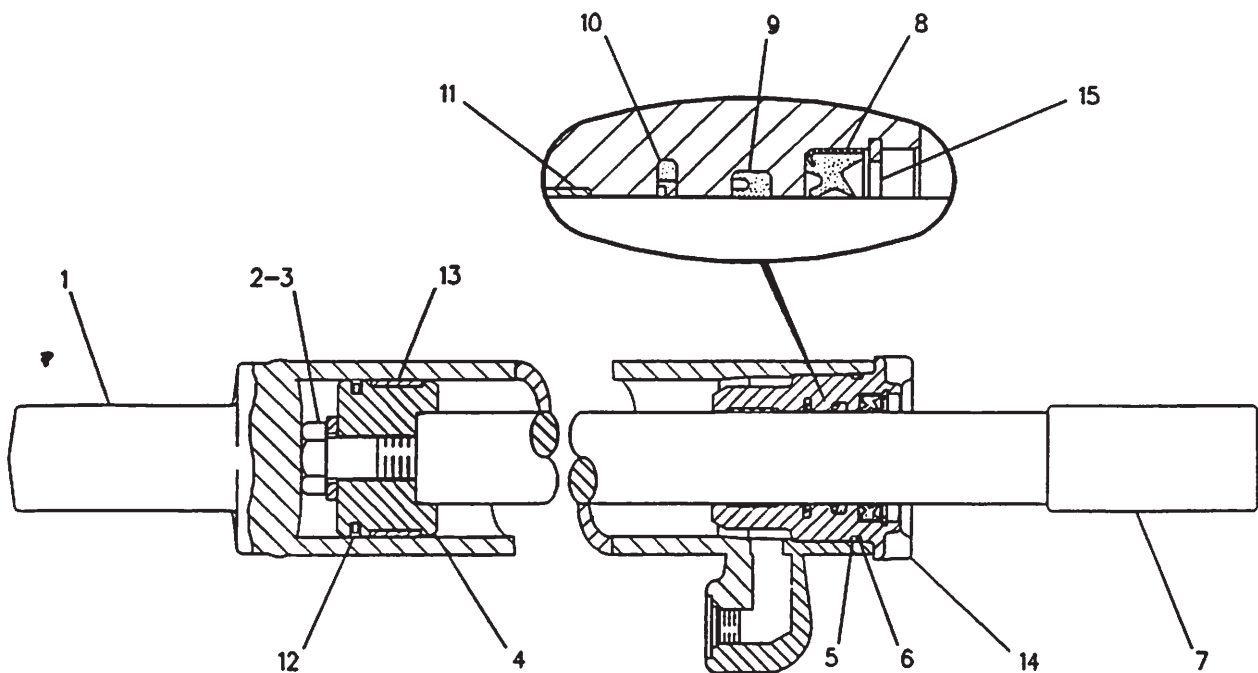
This technical drawing illustrates a hydraulic system. The main assembly is shown in a cross-sectional view. On the left, a square block (15) is connected to a cylindrical component (2). This component is part of a larger assembly that includes a piston (3) and a cylinder (16). The piston is connected to a rod (14) that passes through a seal (13) and a bush (4). On the right, a horizontal rod (7) is connected to a square block (15) and a cylindrical component (5). The rod (7) passes through a seal (6) and a bush (8). A detailed view of area A is shown below the main assembly, showing a cross-section of the rod (7) and the surrounding components (12, 11, 10, 9, 1).

NOTE	REF NO	PART NUMBER	QTY	PART NAME	NOTE	REF NO	PART NUMBER	QTY	PART NAME
M		1 1L4775	1	RING-RETAINING					
		2 8T0666	1	BOLT					
		3 6V8237	1	WASHER					
		4 9T4211	1	PISTON					
		5 1H7339	1	SEAL-O-RING					
		6 6J5731	1	RING-BACKUP					
		7 1129035	1	ROD AS					
		8 6E4948	1	HEAD					
		9 8C9132	1	SEAL-LIP					
		10 5J8175	1	SEAL-U-CUP					
		11 8C9123	1	SEAL AS					
		12 4T6907	1	RING-WEAR					
		13 6J5733	1	RING-WEAR					
		14 6J1972	1	SEAL AS					
		15 9T2482	1	CYLINDER AS					
		16 8T1482	1	WASHER-HARD					

F-603756 C:

1125575 CYLINDER GP-SIDESHIFT (CHGS 01-02)
76.2 MM (3.0 In) Bore X 1185.0 MM (46.7 In) Stroke
Part Of 1127463 Cylinder & Mtg-Sideshift

HYDRAULIC SYSTEM



NOTE	REF NO	PART NUMBER	QTY	PART NAME	NOTE	REF NO	PART NUMBER	QTY	PART NAME
M	1	9T2664	1	CYLINDER AS					
	2	6V8133	1	BOLT					
	3	6V8237	1	WASHER					
	4	9T4211	1	PISTON					
	5	1H7339	1	SEAL-O-RING					
	6	6J5731	1	RING-BACKUP					
	7	9T4213	1	ROD AS					
	8	8C9132	1	SEAL-LIP					
	9	5J8175	1	SEAL-U-CUP					
	10	8C9123	1	SEAL AS					
	11	4T6907	1	RING-WEAR					
	12	6J1972	1	SEAL AS					
	13	6J5733	1	RING-WEAR					
	14	6E4948	1	HEAD					

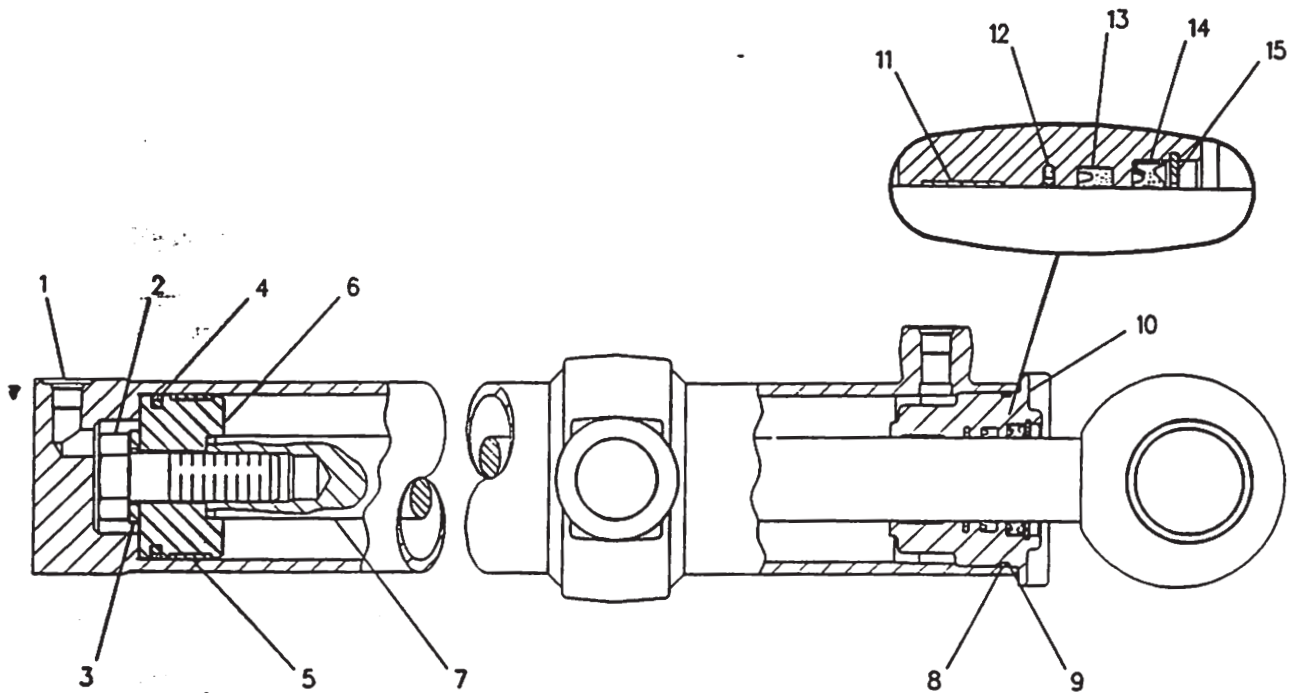
M-METRIC PART

F-554725 EP

5213

9T6951 CYLINDER GP-SCARIFIER (CHGS 00-04)
 76 MM (3 In) Bore X 406 MM (16 In) Stroke
 Part Of 8W2913 Cylinder & Mtg-Scarifier
 An Attachment

HYDRAULIC SYSTEM



NOTE	REF NO	PART NUMBER	QTY	PART NAME	NOTE	REF NO	PART NUMBER	QTY	PART NAME
M	1	1137755	1	CYLINDER AS					
		8J9911	2	BEARING-SLEEVE					
	2	8C3411	1	BOLT					
	3	3S7023	1	WASHER					
	4	5J5402	1	SEAL AS					
	5	6J2797	1	RING-WEAR					
	6	9T3133	1	PISTON					
	7	1137756	1	ROD AS					
		8J9910	1	BEARING-SLEEVE					
	8	9X4611	1	SEAL-O-RING					
	9	2K6830	1	RING-BACKUP					
	10	6E0775	1	HEAD					
	11	4T5613	1	RING-WEAR					
	12	8C9124	1	SEAL AS					
	13	5J8200	1	SEAL-U-CUP					
	14	8C9133	1	SEAL					
	15	8J0484	1	RING-RETAINING					

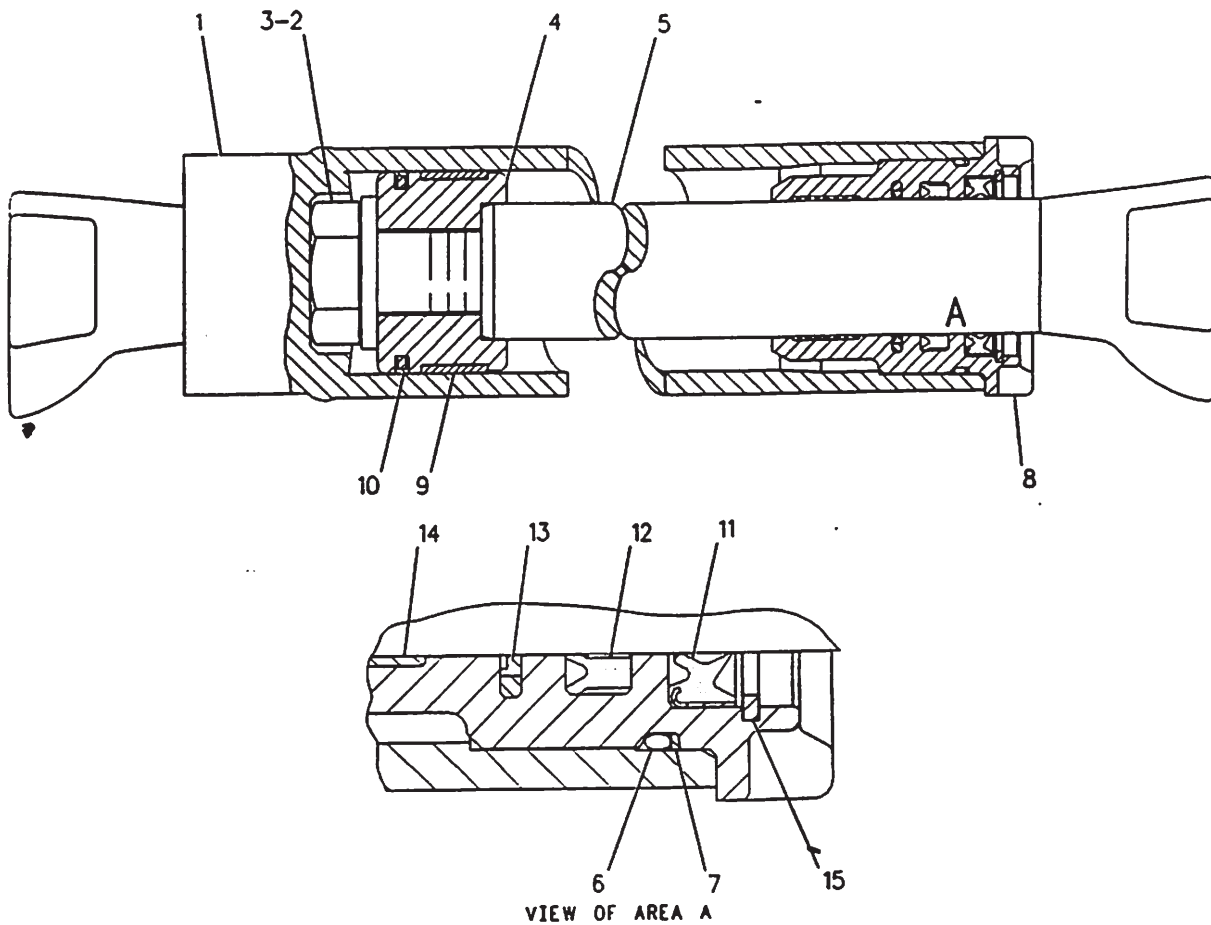
M-METRIC PART

F-631136 CP

5352

1137754 CYLINDER GP-RIPPER LIFT (CHG 01)
 101.6 MM (4.0 In) Bore X 482.6 MM (19.0 In) Stroke
 Part Of 9W7603 Ripper Ar
 An Attachment

HYDRAULIC SYSTEM



NOTE	REF NO	PART NUMBER	QTY	PART NAME	NOTE	REF NO	PART NUMBER	QTY	PART NAME
M	1	6E1344	1	CYLINDER AS					
	2	8C3411	1	BOLT					
	3	3S7023	1	WASHER					
	4	6E1131	1	PISTON					
	5	6E1346	1	ROD AS					
	6	1H7339	1	SEAL-O-RING					
	7	6J5731	1	RING-BACKUP					
	8	1206680	1	HEAD					
	9	6J5733	1	RING-WEAR					
	10	6J1972	1	SEAL AS					
	11	8C9133	1	SEAL					
	12	5J8200	1	SEAL-U-CUP					
	13	8C9124	1	SEAL AS					
	14	4T5613	1	RING-WEAR					
	15	8J0484	1	RING-RETAINING					

M-METRIC PART

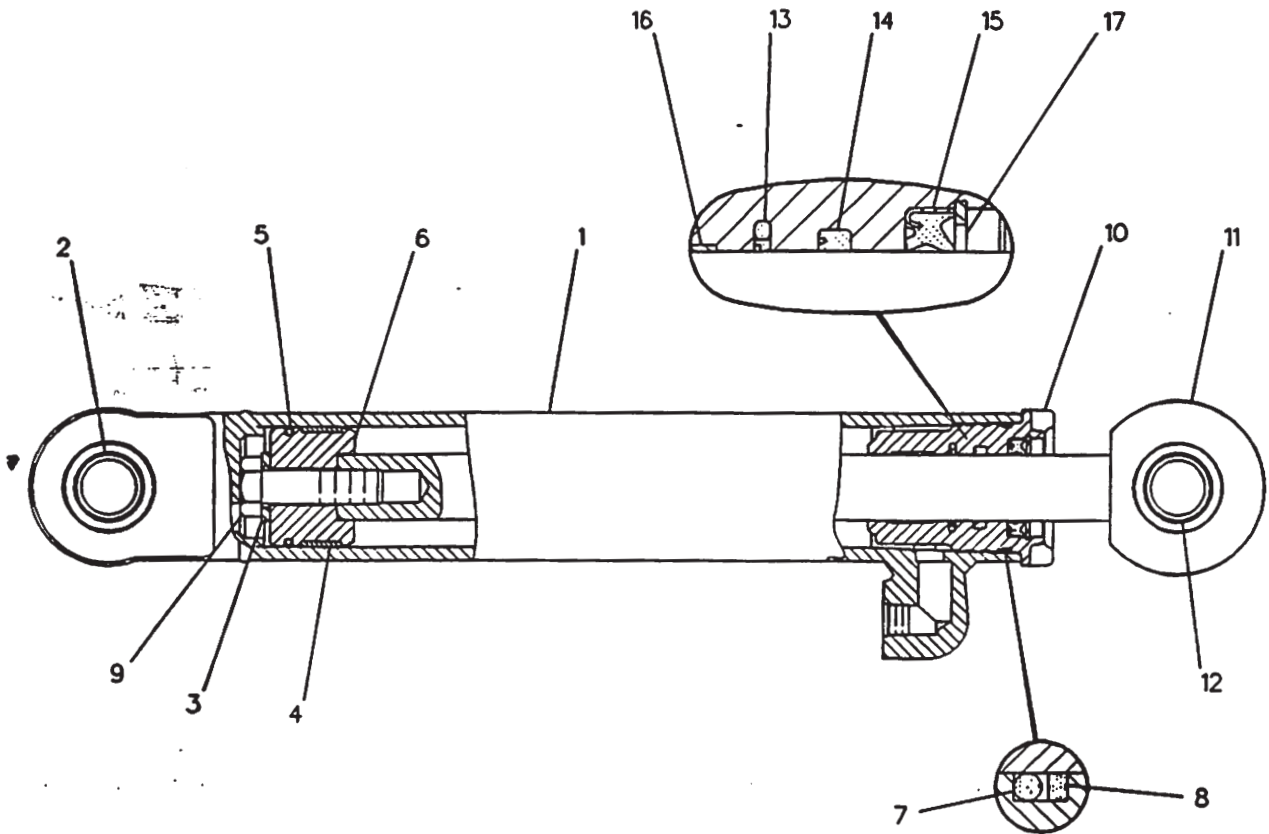
F-598482 CP

5223

6E1343 CYLINDER GP-CENTERSHIFT (CHG 05)
 76.2 MM (3.0 In) Bore X 630.0 MM (24.8 In) Stroke
 Part Of 8X1944 Cylinder & Mtg-Centershift

000

HYDRAULIC SYSTEM



NOTE	REF NO	PART NUMBER	QTY	PART NAME	NOTE	REF NO	PART NUMBER	QTY	PART NAME
	1	6E1550	1	CYLINDER AS					
	2	2D8652	1	BEARING					
	3	8T3282	1	WASHER-HARD					
	4	8J0112	1	RING-WEAR					
	5	5J7010	1	SEAL AS					
	6	9T2457	1	PISTON					
	7	5H8848	1	SEAL-O-RING					
	8	4J9225	1	RING-BACKUP					
	9	6V5845	1	BOLT					
	10	6E4940	1	HEAD					
	11	9T2456	1	ROD AS					
	12	2D8652	1	BEARING					
	13	8C9122	1	SEAL AS					
	14	5J8150	1	SEAL-U-CUP					
	15	8C9131	1	SEAL-LIP					
	16	4T6780	1	RING-WEAR					
	17	68663	1	RING					

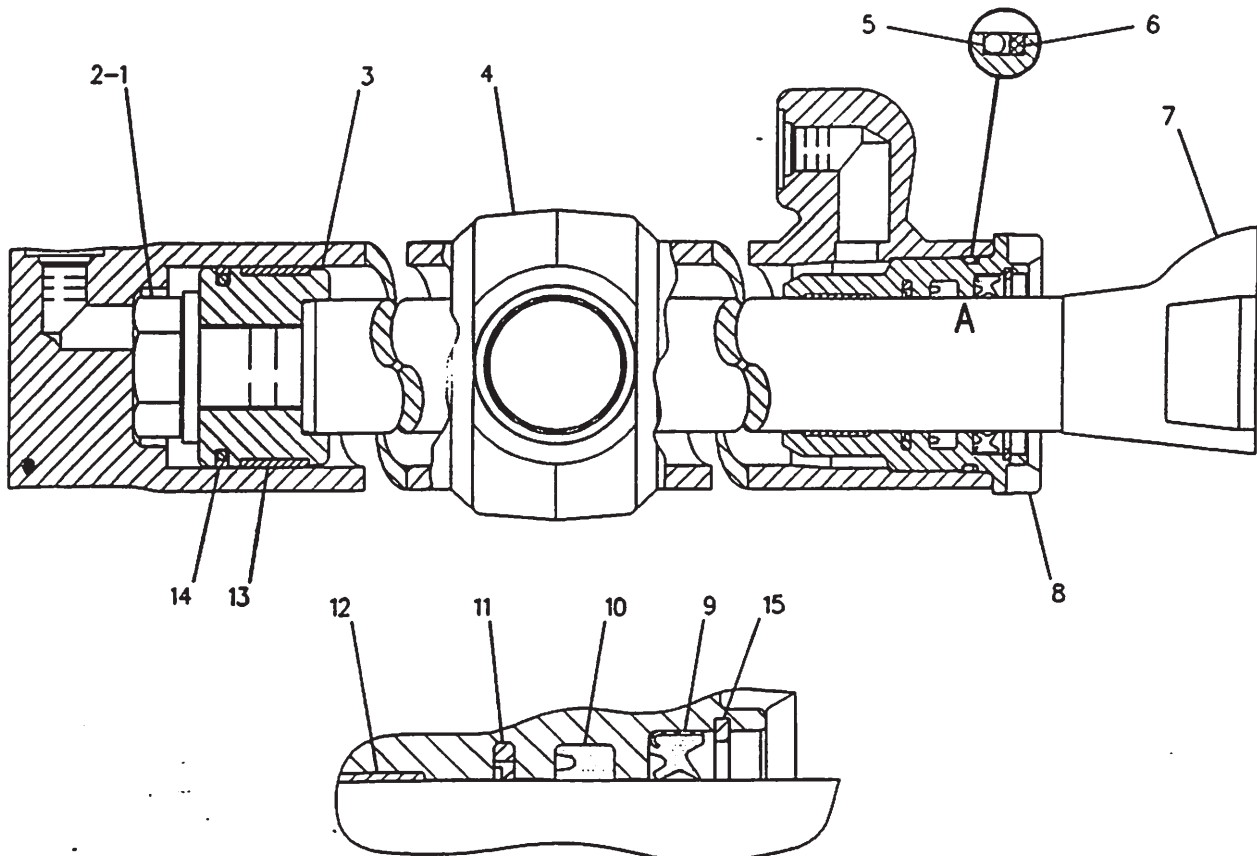
M-METRIC PART

F-552848 EP

5106

6E1549 CYLINDER GP-BLADE TIP (CHGS 02-04)
69.85 MM (2.75 In) Bore X 307 MM (12 In) Stroke
Part Of 8X1943 Cylinder & Mtg-Blade Tip

HYDRAULIC SYSTEM



VIEW OF AREA A

NOTE	REF NO	PART NUMBER	QTY	PART NAME	NOTE	REF NO	PART NUMBER	QTY	PART NAME
M	1	8C3411	1	BOLT					
	2	3S7023	1	WASHER					
	3	6E1131	1	PISTON					
	4	1233792	1	CYLINDER AS					
	5	1H7339	1	SEAL-O-RING					
	6	6J5731	1	RING-BACKUP					
	7	1233793	1	ROD AS					
	8	1206680	1	HEAD					
	9	8C9133	1	SEAL					
	10	5J8200	1	SEAL-U-CUP					
	11	8C9124	1	SEAL AS					
	12	4T5613	1	RING-WEAR					
	13	6J5733	1	RING-WEAR					
	14	6J1972	1	SEAL AS					
	15	8J0484	1	RING-RETAINING					

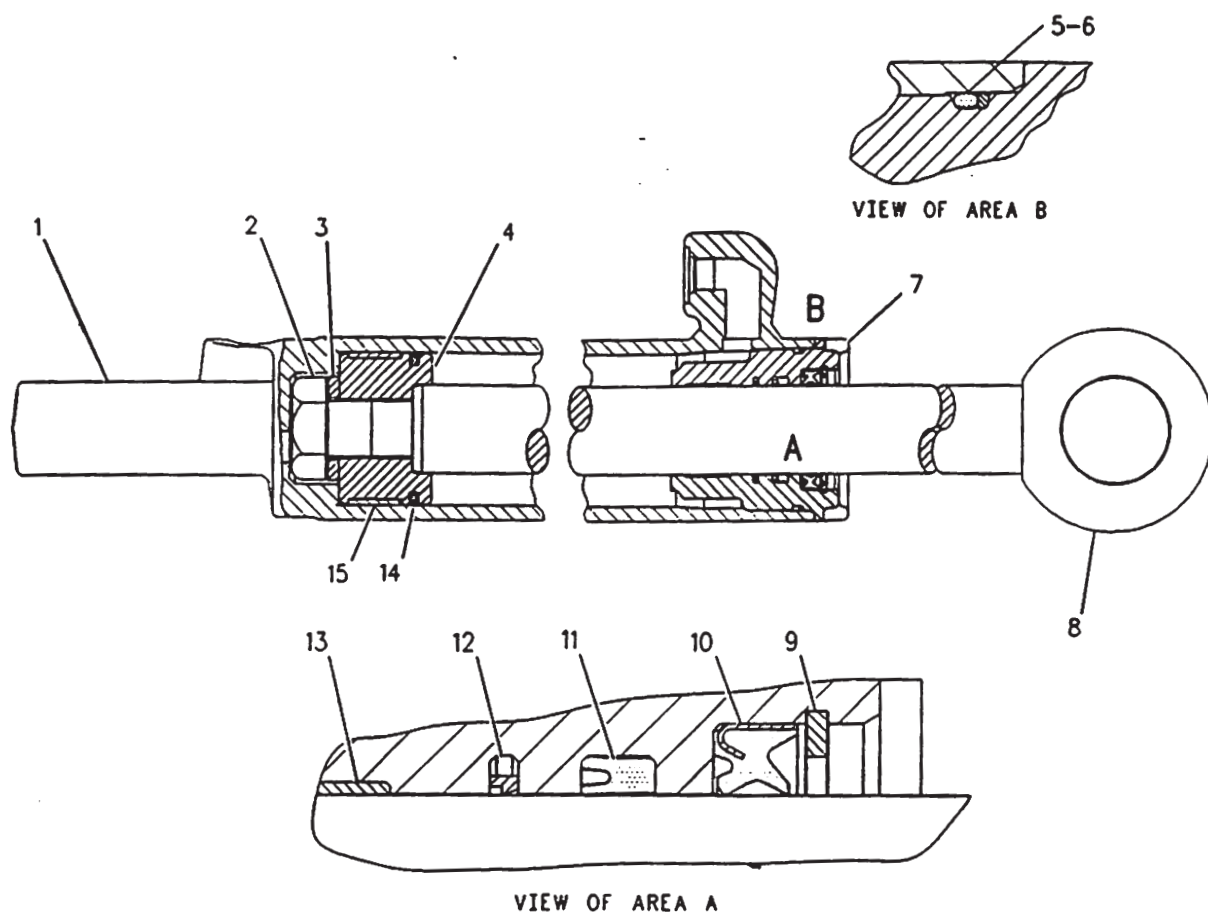
M-METRIC PART

F-599090 CP

5102

6E1338 CYLINDER GP-BLADE LIFT (CHG 05)
76.2 MM (3.0 In) Bore X 1245 MM (49 In) Stroke
Part Of 8X1947 Cylinder & Mtg-Blade Lift

HYDRAULIC SYSTEM



NOTE	REF NO	PART NUMBER	QTY	PART NAME	NOTE	REF NO	PART NUMBER	QTY	PART NAME
M	1	1376791	1	CYLINDER AS					
	2	8C3411	1	BOLT (M30X3.5X90MM)					
	3	9X8399	1	WASHER					
	4	1378130	1	PISTON					
	5	2H6184	1	SEAL-O-RING (78.97MM ID)					
	6	6J1381	1	RING-BACKUP					
	7	6E0123	1	HEAD					
	8	1376794	1	ROD AS					
	9	950940	1	RING-RETAINING					
	10	9X3565	1	SEAL-LIP					
	11	4T6898	1	SEAL					
	12	9X3566	1	SEAL AS					
	13	4T6779	1	RING					
	14	6J0793	1	SEAL AS					
	15	6J0789	1	RING-EXPANDER					
		6J0790	1	SEAL					
		8J6371	1	RING-WEAR					

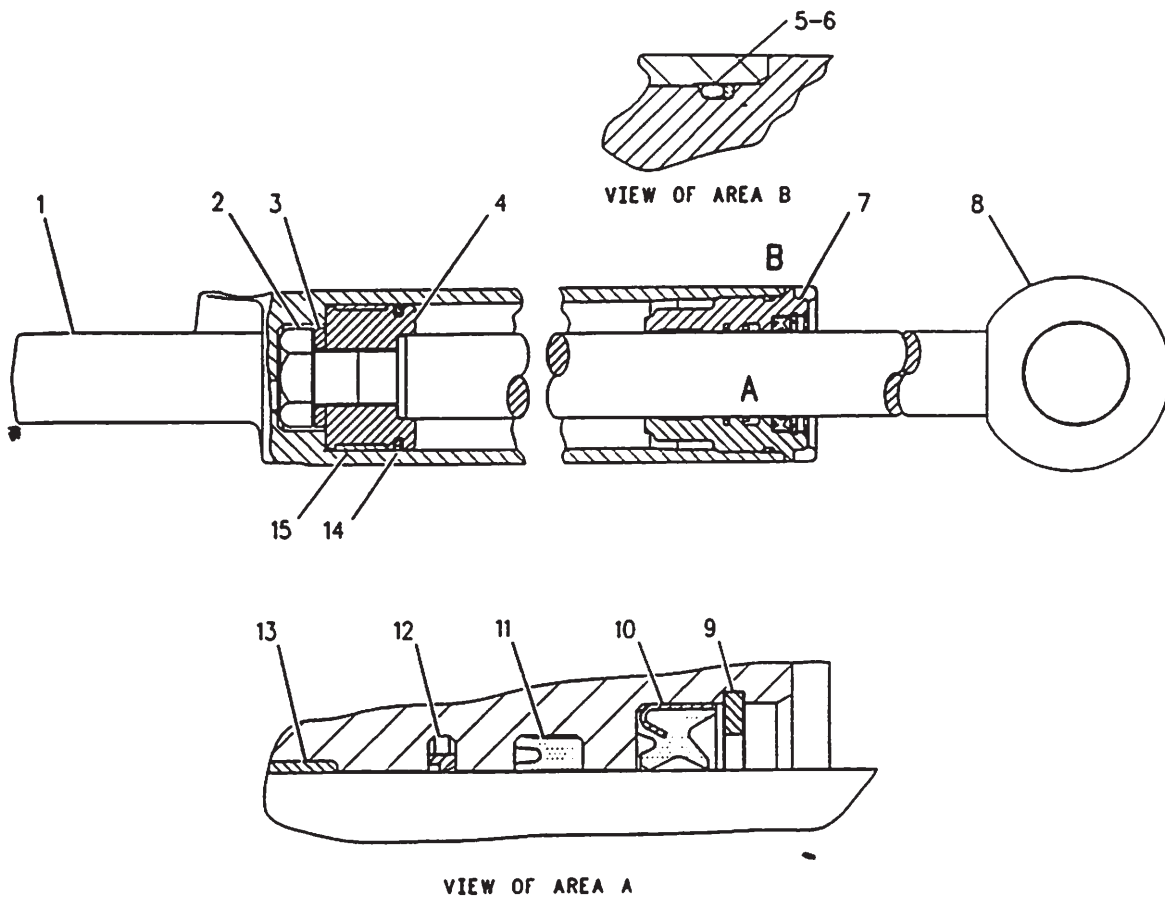
M-METRIC PART

F-677407 C

5265

1376792 CYLINDER GP-ARTICULATION (CHANGE 03)
82.60 MM(3.25 In.) Bore X 284.30 MM(11.19 In.) Stroke
Part Of 1408129 Cylinder & Mtg-Articulation

HYDRAULIC SYSTEM



NOTE	REF NO	PART NUMBER	QTY	PART NAME	NOTE	REF NO	PART NUMBER	QTY	PART NAME
M	1	1376793	1	CYLINDER AS					
	2	8C3411	1	BOLT					
	3	9X8399	1	WASHER					
	4	1378130	1	PISTON					
	5	2H6184	1	SEAL-O-RING (78.97MM ID)					
	6	6J1381	1	RING-BACKUP					
	7	6E0123	1	HEAD					
	8	1376794	1	ROD AS					
	9	950940	1	RING-RETAINING					
	10	9X3565	1	SEAL-LIP					
	11	4T6898	1	SEAL					
	12	9X3566	1	SEAL AS					
	13	4T6779	1	RING					
	14	6J0793	1	SEAL AS					
		6J0789	1	RING-EXPANDER					
		6J0790	1	SEAL					
	15	8J6371	1	RING-WEAR					

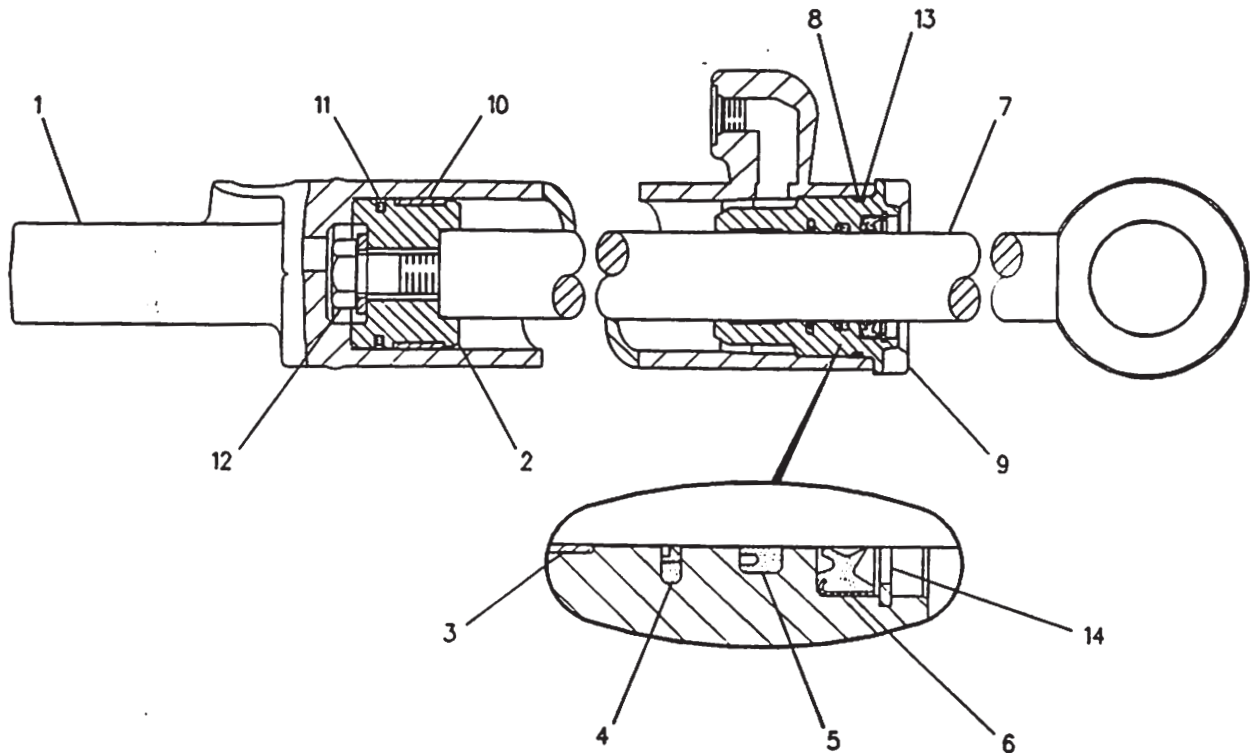
M-METRIC PART

F-677418 CP

5265

1376790 CYLINDER GP-ARTICULATION (CHANGE 03)
82.60 MM(3.25 In.) Bore X 284.30 MM(11.19 In.) Stroke
Part Of 1408129 Cylinder & Mtg-Articulation

HYDRAULIC SYSTEM



NOTE	REF NO	PART NUMBER	QTY	PART NAME	NOTE	REF NO	PART NUMBER	QTY	PART NAME
M	1	9T2452	1	CYLINDER AS					
	2	6E4090	1	PISTON					
	3	4T6907	1	RING-WEAR					
	4	8C9123	1	SEAL AS					
	5	5J8175	1	SEAL-U-CUP					
	6	8C9132	1	SEAL-LIP					
	7	9T4213	1	ROD AS					
	8	1H7339	1	SEAL-O-RING					
	9	6E4948	1	HEAD					
	10	6J5733	1	RING-WEAR					
	11	6J1972	1	SEAL AS					
	12	6V8133	1	BOLT					
		6V8237	1	WASHER					
	13	6J5731	1	RING-BACKUP					
	14	1L4775	1	RING-RETAINING					

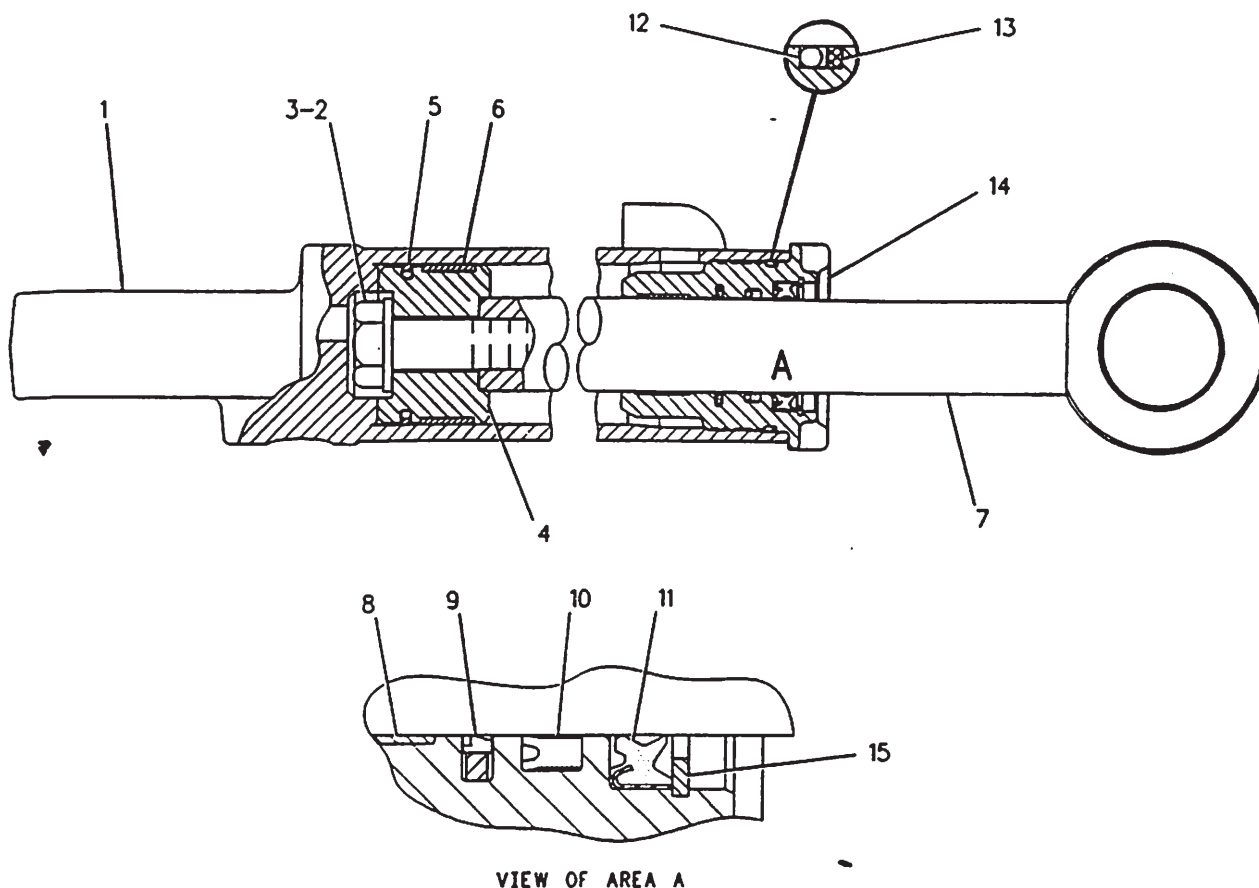
M-METRIC PART

F-554776 EP

5265

9T8784 CYLINDER GP-ARTICULATION (CHGS 03-06)
 76.2 MM (3.0 In) Bore X 284.3 MM (11.2 In) Stroke
 Part Of 1125361 Cylinder & Mtg-Articulation

HYDRAULIC SYSTEM



NOTE	REF NO	PART NUMBER	QTY	PART NAME	NOTE	REF NO	PART NUMBER	QTY	PART NAME
M	1	6E1561	1	CYLINDER AS					
	2	6V8133	1	BOLT					
	3	6V8237	1	WASHER					
	4	6E4090	1	PISTON					
	5	6J1972	1	SEAL AS					
	6	6J5733	1	RING-WEAR					
	7	9T4213	1	ROD AS					
	8	4T6907	1	RING-WEAR					
	9	8C9123	1	SEAL AS					
	10	5J8175	1	SEAL-U-CUP					
	11	8C9132	1	SEAL-LIP					
	12	1H7339	1	SEAL-O-RING					
	13	6J5731	1	RING-BACKUP					
	14	6E4948	1	HEAD					
	15	1L4775	1	RING-RETAINING					

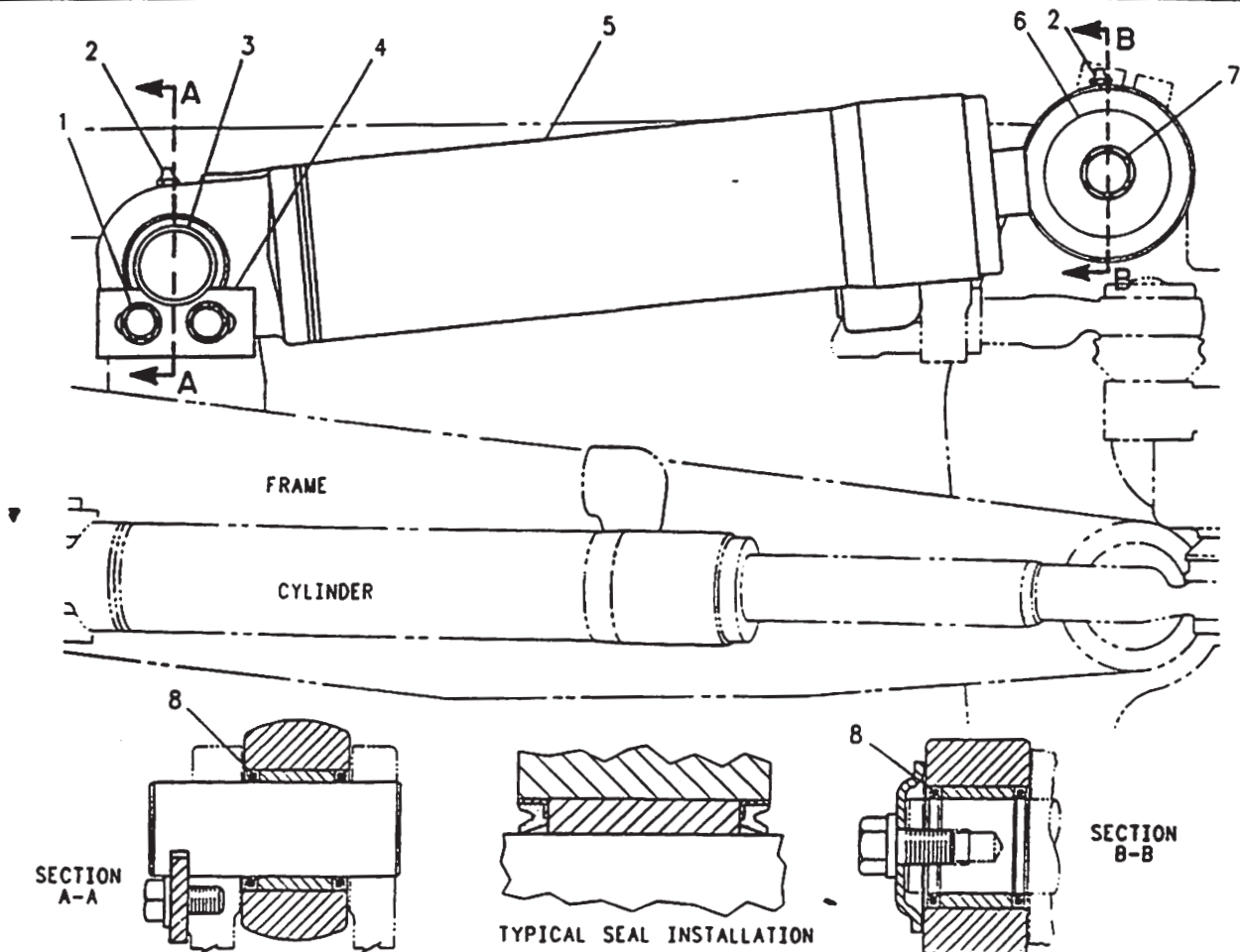
M-METRIC PART

F-699344 CP

5265

6E1560 CYLINDER GP-ARTICULATION (CHGS 04-05)
76.2 MM (3.0 In) Bore X 284.3 MM (11.2 In) Stroke
Part Of 1125361 Cylinder & Mtg-Articulation

HYDRAULIC SYSTEM



NOTE	REF NO	PART NUMBER	QTY	PART NAME	NOTE	REF NO	PART NUMBER	QTY	PART NAME
Y	1	6H1717	2	BOLT (1/2-13X1.125IN)					
		5P8245	2	WASHER					
	2	3B8489	2	FITTING-GREASE					
	3	2G8609	1	PIN					
	4	6G7187	1	LOCK					
	5	1219242	1	CYLINDER GP-WHEEL LEAN					
	6	2G5667	1	RETAINER					
	7	OS1592	1	BOLT (5/8-11X1.25IN)					
		4D3704	1	WASHER-HARD					
	8	5P8842	4	SEAL-LIP					

Y-SEPARATE ILLUSTRATION

F-599443 CP

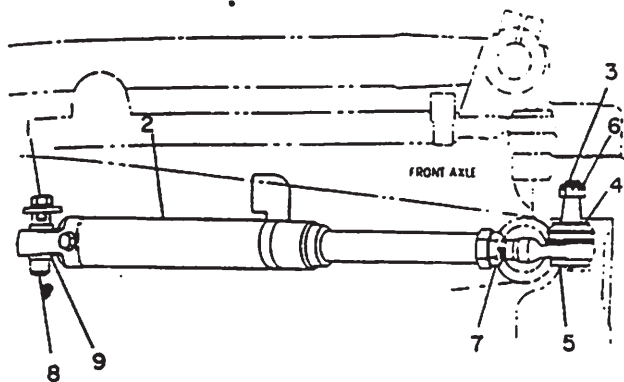
5211

8W2737 CYLINDER & MTG GP-WHEEL LEAN

1219242-Page 275

Part Of 1124112 Chassis Ar

HYDRAULIC SYSTEM



NOTE	REF NO	PART NUMBER	QTY	PART NAME
	1	5S7379	2	BOLT
		8T4896	2	WASHER-HARD
Y	2	9T2393	1	CYLINDER GP-STEERING (RIGHT HAND)
Y		9T2395	1	CYLINDER GP-STEERING (LEFT HAND)
	3	3B4618	2	COTTER
	4	8D2811	2	WASHER
	5	6G1780	2	TIE ROD GP (EACH INCLUDES)
	6	2F8057	1	NUT-SLOTTED
	7	2H3786	2	NUT-JAM
	8	8D2429	2	PIN AS
	9	8D2638	4	SPACER

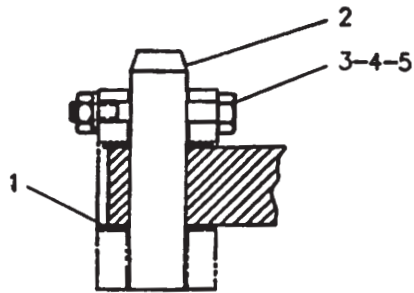
Y-SEPARATE ILLUSTRATION

B-540250 EP

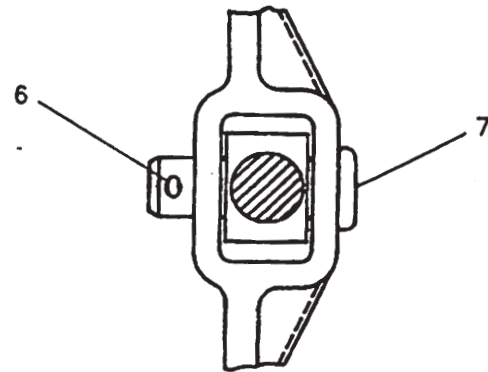
4303

8W2290 CYLINDER & MTG GP-STEERING
9T2393-Page 273, 9T2395-Page 274
Part Of 1124112 Chassis Ar

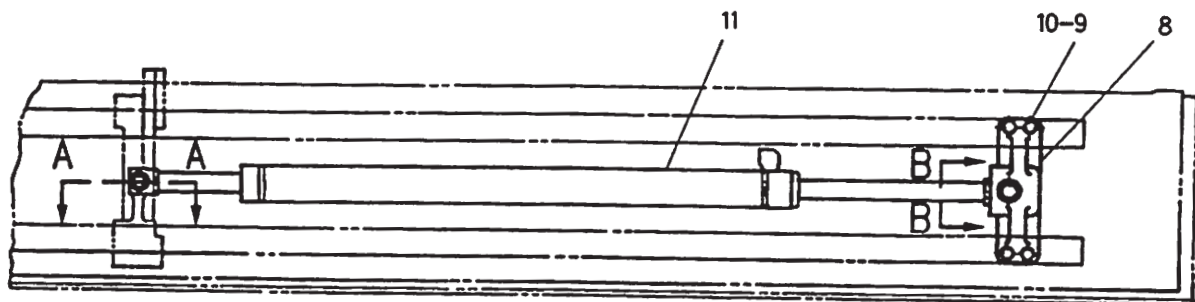
HYDRAULIC SYSTEM



SECTION A-A



SECTION B-B



NOTE	REF NO	PART NUMBER	QTY	PART NAME	NOTE	REF NO	PART NUMBER	QTY	PART NAME
	1	6H0211	2	WASHER					
	2	5T5295	1	PIN					
	3	1B2886	1	BOLT					
	4	5P8245	1	WASHER					
	5	1F7958	1	NUT-FULL					
	6	3B4647	1	PIN-COTTER					
	7	5T8417	1	PIN					
	8	1127462	1	BRACKET					
	9	2A1538	4	BOLT					
	10	5P8248	4	WASHER-HARD					
Y	11	1125575	1	CYLINDER GP-SIDESHIFT					

Y-SEPARATE ILLUSTRATION

R-569526 EP

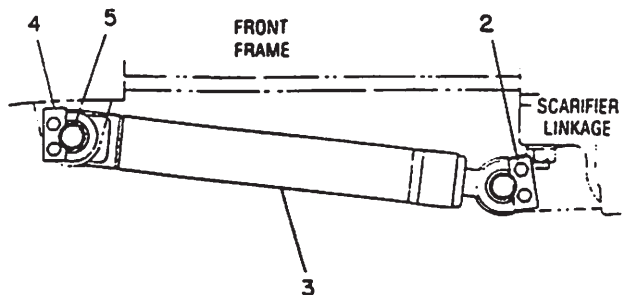
5804

1127463 CYLINDER & MTG GP-SIDESHIFT

1125575-Page 272

Part Of 8W6219 Blade Ar

HYDRAULIC SYSTEM



NOTE	REF NO	PART NUMBER	QTY	PART NAME
Y	1	7K9202	4	SEAL-LIP
	2	OS1621	4	BOLT
	3	5P8245	4	WASHER
	4	9T6951	1	CYLINDER GP-SCARIFIER
	5	6G7187	2	LOCK
		8D7225	2	PIN

Y-SEPARATE ILLUSTRATION

B-502009 EP

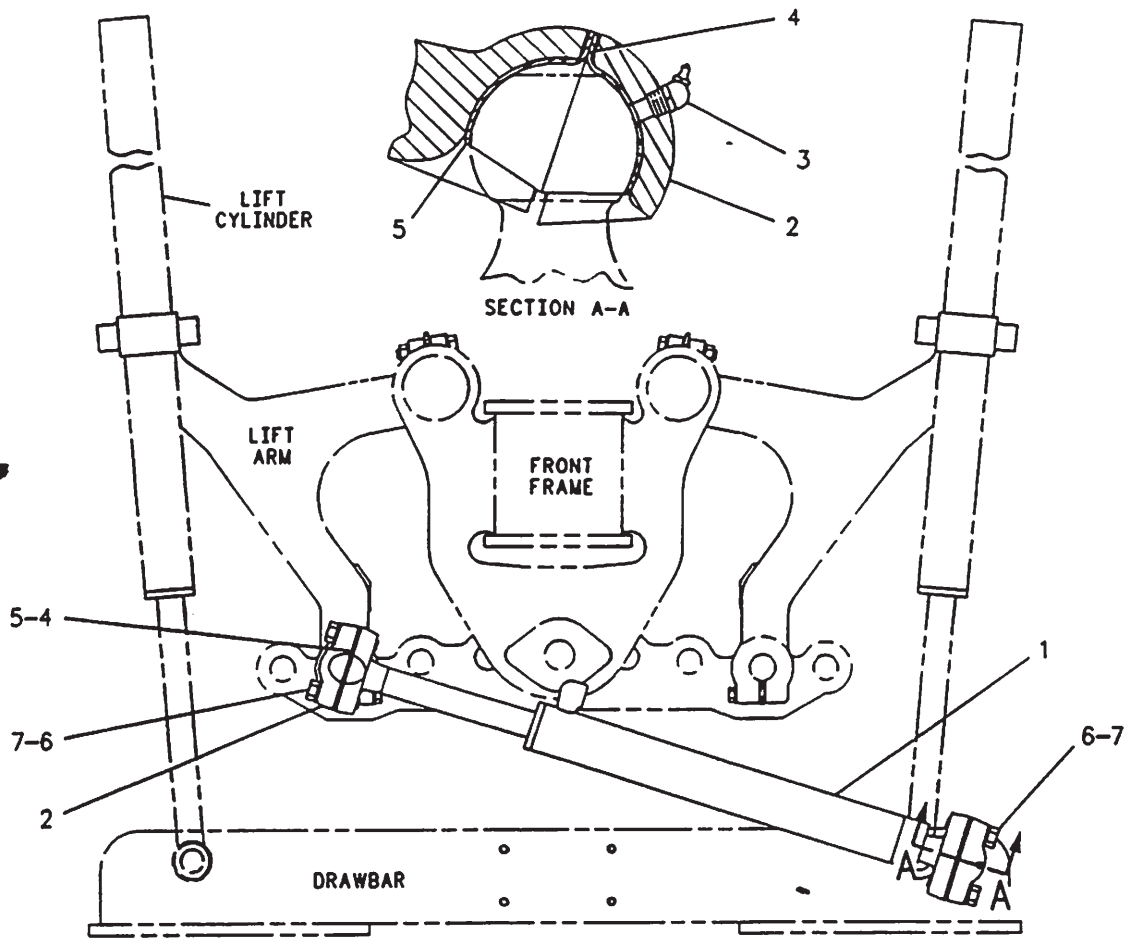
5213

8W2913 CYLINDER & MTG GP-SCARIFIER

9T6951-Page 271

Part Of 1081104, 1130704 Scarifier Ars
An Attachment

HYDRAULIC SYSTEM



NOTE	REF NO	PART NUMBER	QTY	PART NAME	NOTE	REF NO	PART NUMBER	QTY	PART NAME
Y	1	6E1343	1	CYLINDER GP-CENTERSHIFT					
	2	2G9098	2	CAP					
	3	3B8485	2	FITTING-HYDRAULIC					
	4	2G9103	8	SHIM (.5MM THK)					
	5	8X4741	4	INSERT					
	6	9X8892	4	BOLT (7/8-9 THD)					
	7	5P8249	4	WASHER (4MM THK)					

Y-SEPARATE ILLUSTRATION

F-632671 CP

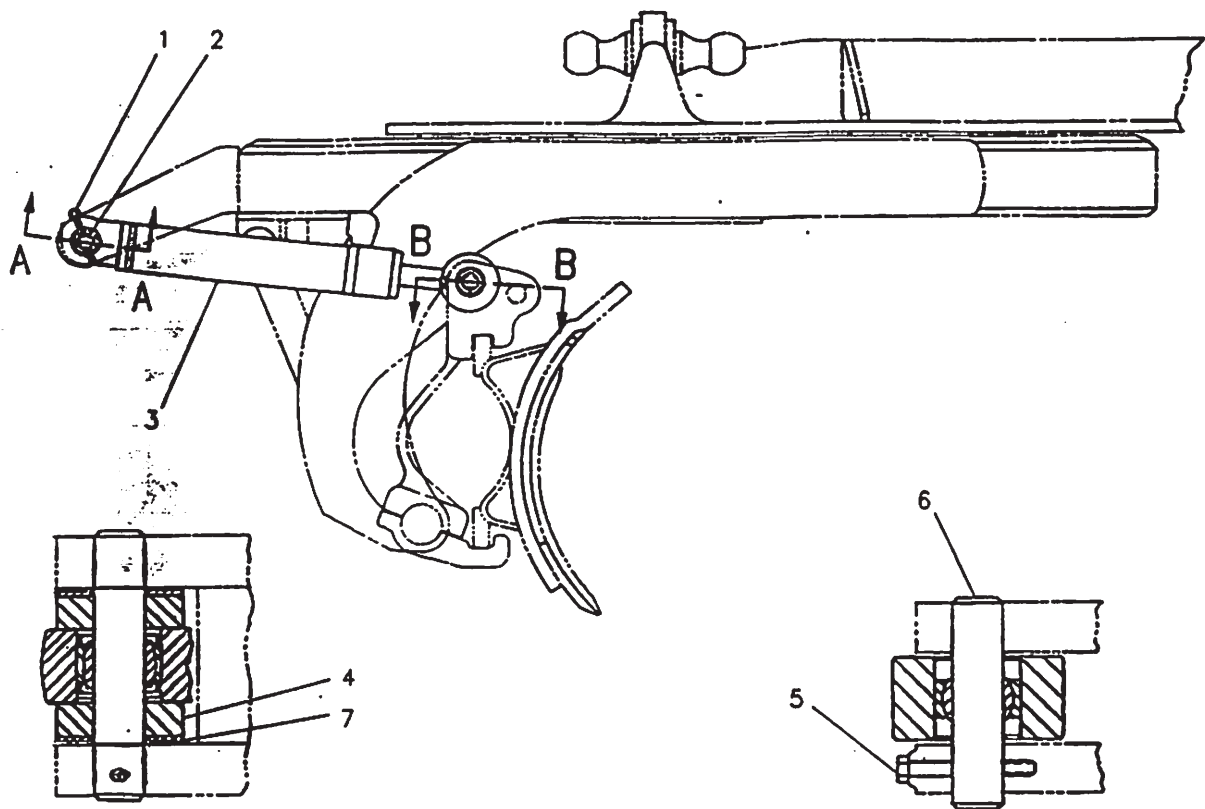
5223

8X1944 CYLINDER & MTG GP-CENTERSHIFT

6E1343-Page 269

Part Of 8W6219 Blade Ar

HYDRAULIC SYSTEM



SECTION A-A

SECTION B-B

NOTE	REF NO	PART NUMBER	QTY	PART NAME	NOTE	REF NO	PART NUMBER	QTY	PART NAME
Y	1	385329	1	COTTER					
	2	8D7678	1	PIN					
	3	6E1549	1	CYLINDER GP-BLADE TIP					
	4	2G3967	2	SPACER					
	5	5K5552	1	BOLT-LOCKING					
	6	8D6687	1	PIN					
	7	8F4102	2	PLATE-SEAL					

Y-SEPARATE ILLUSTRATION

R-568276 EP

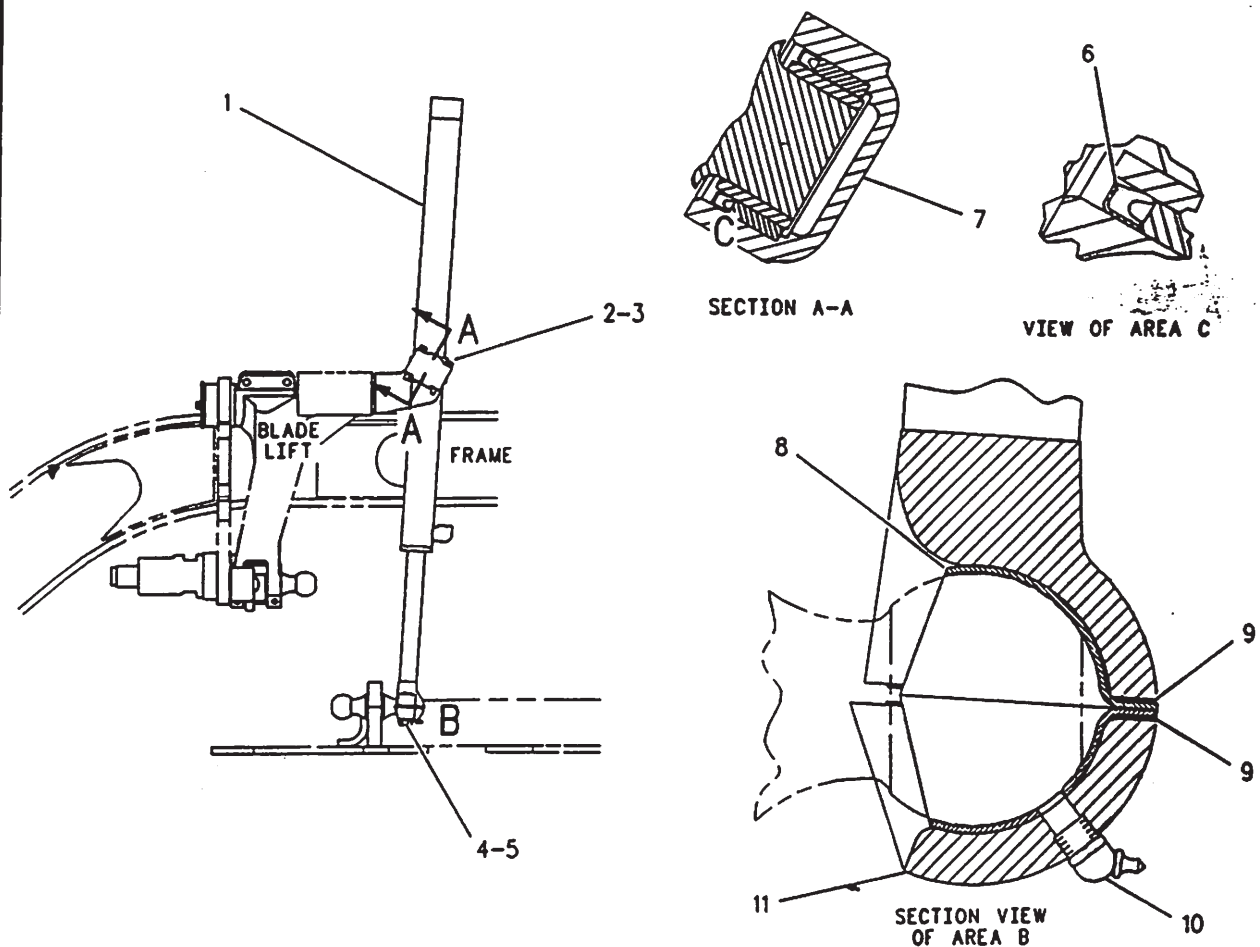
5106

8X1943 CYLINDER & MTG GP-BLADE TIP

6E1549-Page 268

Part Of 8W6219 Blade Ar

HYDRAULIC SYSTEM

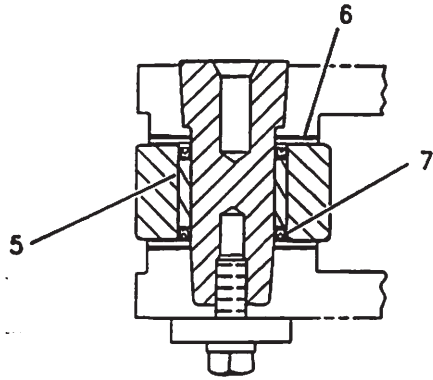


NOTE	REF NO	PART NUMBER	QTY	PART NAME	NOTE	REF NO	PART NUMBER	QTY	PART NAME
Y	1	6E1338	2	CYLINDER GP-BLADE LIFT					QUANTITIES SHOWN ARE THOSE REQUIRED FOR BOTH LH & RH SIDES
	2	OS1573	8	BOLT					
	3	2M0849	8	WASHER					
	4	1D4628	4	BOLT					
	5	5P8249	4	WASHER					
	6	3P1461	4	SEAL-LIP					
	7	8W2842	4	CAP AS (EACH INCLUDES)					
		8D7996	1	BEARING-SLEEVE					
	8	8X4741	4	INSERT					
	9	2G9103	8	SHIM					
	10	3B8485	2	FITTING-HYDRAULIC					
	11	2G9098	2	CAP					

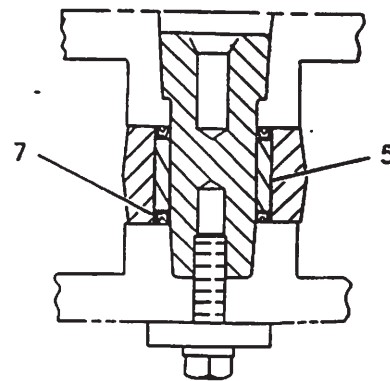
Y-SEPARATE ILLUSTRATION

F-568928 EP

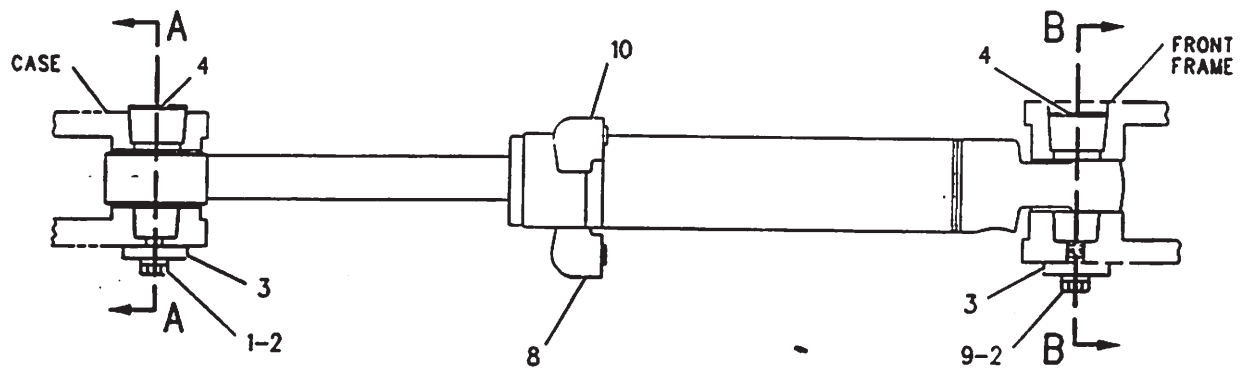
HYDRAULIC SYSTEM



SECTION A-A



SECTION B-B



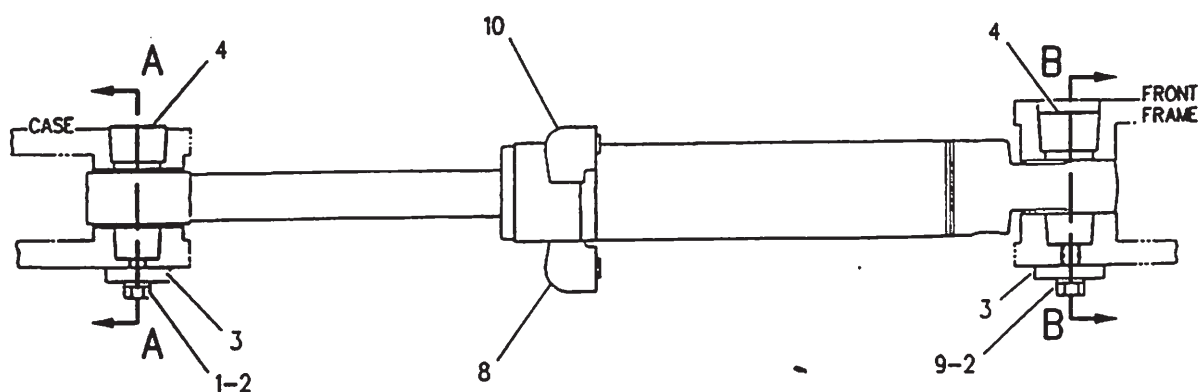
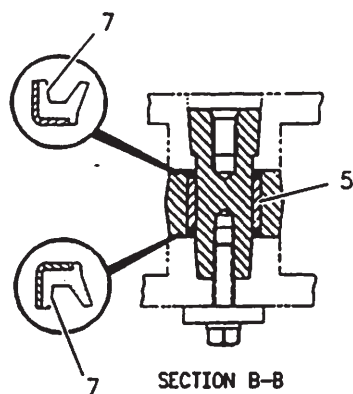
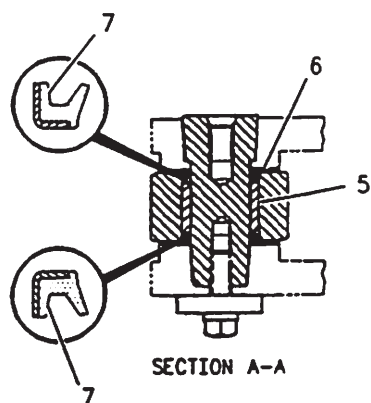
NOTE	REF NO	PART NUMBER	QTY	PART NAME	NOTE	REF NO	PART NUMBER	QTY	PART NAME
	1	7X0346	2	BOLT (5/8-11X2IN)					
	2	8T4122	4	WASHER					
	3	7K6117	4	WASHER					
	4	8D4766	4	PIN-CYLINDER					
	5	8D7086	4	BEARING					
B	6	2K0420	12	WASHER					
	7	7K9202	8	SEAL-LIP					
Y	8	1376792	1	CYLINDER GP-ARTICULATION (LH)					
	9	8T6871	2	BOLT (5/8-11X2.50IN)					
Y	10	1376790	1	CYLINDER GP-ARTICULATION (RH)					

B-USE AS REQUIRED
Y-SEPARATE ILLUSTRATION

F-677383 CP

1408129 CYLINDER & MTG GP-ARTICULATION
1376792-Page 266.02, 1376790-Page 266.01
Part Of 1124112 Chassis Ar

HYDRAULIC SYSTEM



NOTE	REF NO	PART NUMBER	QTY	PART NAME	NOTE	REF NO	PART NUMBER	QTY	PART NAME
B	1	7X0346	2	BOLT					
	2	8T4122	4	WASHER					
	3	7K6117	4	WASHER					
	4	8D4766	4	PIN-CYLINDER					
	5	8D7086	4	BEARING					
	6	2K0420	12	WASHER					
	7	7K9202	8	SEAL-LIP					
	8	9T8784	1	CYLINDER GP-ARTICULATION (LH)					
Y	9	8T6871	2	BOLT					
Y	10	6E1560	1	CYLINDER GP-ARTICULATION (RH)					

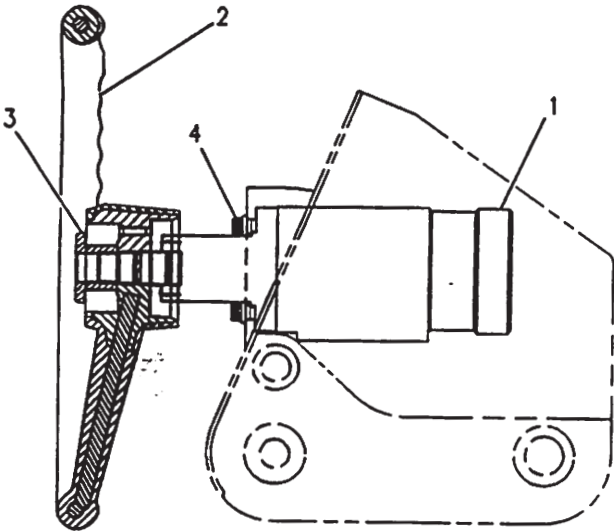
B-USE AS REQUIRED
Y-SEPARATE ILLUSTRATION

B-572664 EP

5265

1125361 CYLINDER & MTG GP-ARTICULATION
6E1560-Page 265, 9T8784-Page 266
Part Of 1124112 Chassis Ar

HYDRAULIC SYSTEM



NOTE	REF NO	PART NUMBER	QTY	PART NAME
Y	1	1021501	1	PUMP GP-METERING
	2	923200	1	STEERING WHEEL
	3	1446695	1	NUT
	4	6V7692	4	BOLT-12 POINT HEAD

Y-SEPARATE ILLUSTRATION

F-698117 CP

4102

714718 CONTROL GP-STEERING
1021501-Page 302
Part Of 1124112 Chassis Ar

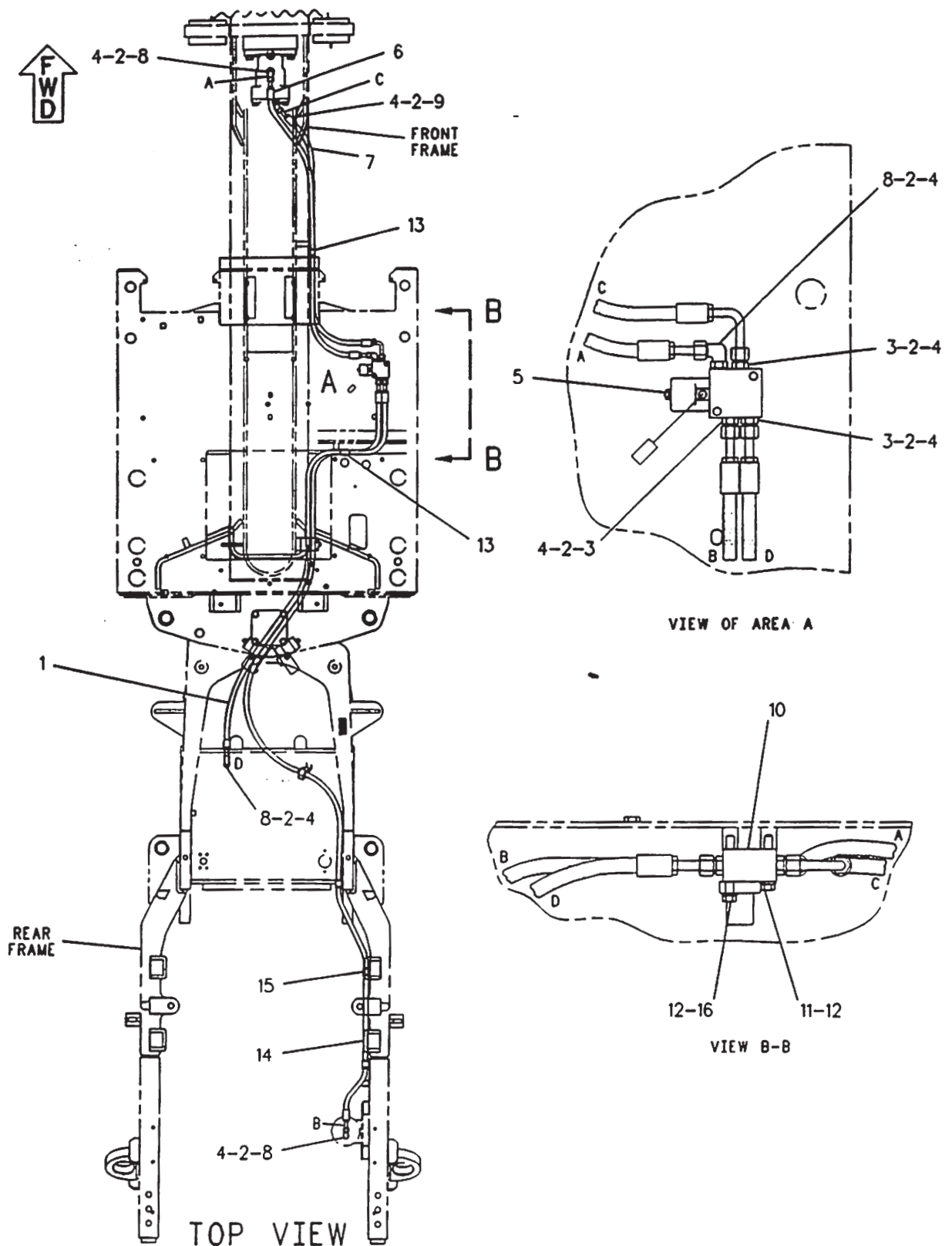
HYDRAULIC SYSTEM

NOTE	REF NO	PART NUMBER	QTY	PART NAME	NOTE	REF NO	PART NUMBER	QTY	PART NAME
I	1	8X9149	1	HOSE AS					
	2	6V8397	8	SEAL-O-RING (12.83MM OD)					
	3	6V8636	3	CONNECTOR					
	4	3J1907	8	SEAL-O-RING (15.85MM OD)					
Y	5	8T8808	1	VALVE GP-SOLENOID (CENTER SHIFT)					
I	6	8W6584	1	HOSE AS					
I	7	8X9227	1	HOSE AS					
	8	6V8724	4	ELBOW					
	9	6V9001	1	ELBOW-45 DEGREE					
	10	8T8806	1	MANIFOLD					
	11	8T9377	1	BOLT					
	12	8T4896	2	WASHER-HARD					
	13	4D7733	2	CLIP					
I	14	8X7972	1	HOSE AS					
	15	8W8528	4	SLEEVE					
	16	8T9101	1	BOLT					

I-SEE HOSE FABRICATION GUIDE
Y-SEPARATE ILLUSTRATION

593805 P

HYDRAULIC SYSTEM



F - 700538 P

HYDRAULIC SYSTEM

	PAGE
1 8X9142 LINES GP-RIPPER.....	292
1 1125499 VALVE & LINKAGE GP.....	320

583527 P

1259

1125510 CONTROL AR-RIPPER HYDRAULIC
(Snow Plow/Bulldozer, Ripper)
An Attachment

HYDRAULIC SYSTEM

PAGE

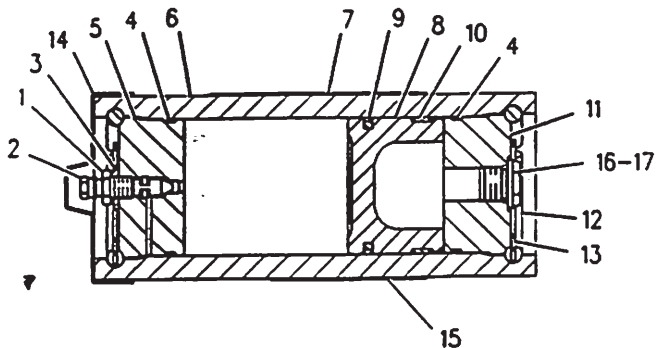
1	8X9142 LINES GP-RIPPER.....	292
1	7I4622 VALVE & LINKAGE GP.....	314

574470 P

1259

2A6899 CONTROL AR-RIPPER HYDRAULIC
Part Of 1341212, 1341213, 1496439 Merchandise Ars
An Attachment

HYDRAULIC SYSTEM



NOTE	REF NO	PART NUMBER	QTY	PART NAME
C	1	9T2238	1	VALVE AS
		5J5148	1	CORE
	2	6J0368	1	CAP
	3	5M6708	1	WASHER
	4	1H8128	2	SEAL-O-RING
		2K6830	2	RING-BACKUP
	5	9J9867	1	HEAD
	6	9J9866	1	TUBE
	7	7J5311	1	PLATE-WARNING
	8	9J9869	1	PISTON
	9	9J9872	1	SEAL AS
	10	5J7154	1	RING-WEAR
	11	9J9868	1	HEAD
	12	9J9870	6	RETAINER
	13	9J9871	2	RING-RETAINING
C	14	3G2960	1	COVER-PROTECTION
	15	8T6376	1	PLATE-HYDRAULIC ACCUMULATOR (HYD ACCUMULATOR)
	16	9S4183	1	PLUG
	17	3D2824	1	SEAL-O-RING

C-CHANGE FROM PREVIOUS TYPE

F-711972 CP

5077

9J9865 ACCUMULATOR GP
Part Of 8X8099 Accumulator & Mounting
An Attachment