

POWER TRAIN

NOTE	REF NO	PART NUMBER	QTY	PART NAME	NOTE	REF NO	PART NUMBER	QTY	PART NAME
M	1	6V5842	6	BOLT					
	2	6V5839	6	WASHER (2.5MM THK)					
	3	6Y3849	1	HUB-CLUTCH					
	4	9M4335	6	DOWEL-REACTION					
	5	5J1086	1	SEAL-O-RING					
	6	6Y3850	1	HOUSING-BRAKE					
	7	4S5838	1	RETAINER					
M	8	8T0372	1	BOLT (M12X1.75X90MM)					
	9	4F7390	1	SEAL (53.34MM ID)					
	10	1P7521	1	YOKE					
	11	7D8436	1	SEAL-D-RING					
	12	9W4431	20	SPRING					
	13	9W4430	20	SPRING					
M	14	6V3668	12	BOLT					
	15	7G0437	6	PLATE-CLUTCH					
	16	6Y5352	5	DISC-FRICTION					
	17	2J6274	1	SEAL-O-RING					
	18	9S4182	1	PLUG					
	19	3J7354	1	SEAL-O-RING (8.92MM ID)					
	20	8D8795	1	SEAL-D-RING					
	21	9W4452	1	PISTON					
	22	9W4453	1	PISTON					
	23	4H9105	1	SEAL-O-RING					
	24	6Y3852	1	PLUG					
	25	9N6152	1	PLUG-O-RING					
	26	2M9780	1	SEAL-O-RING (19.18MM ID)					
	27	1M3003	1	SEAL-LIP					

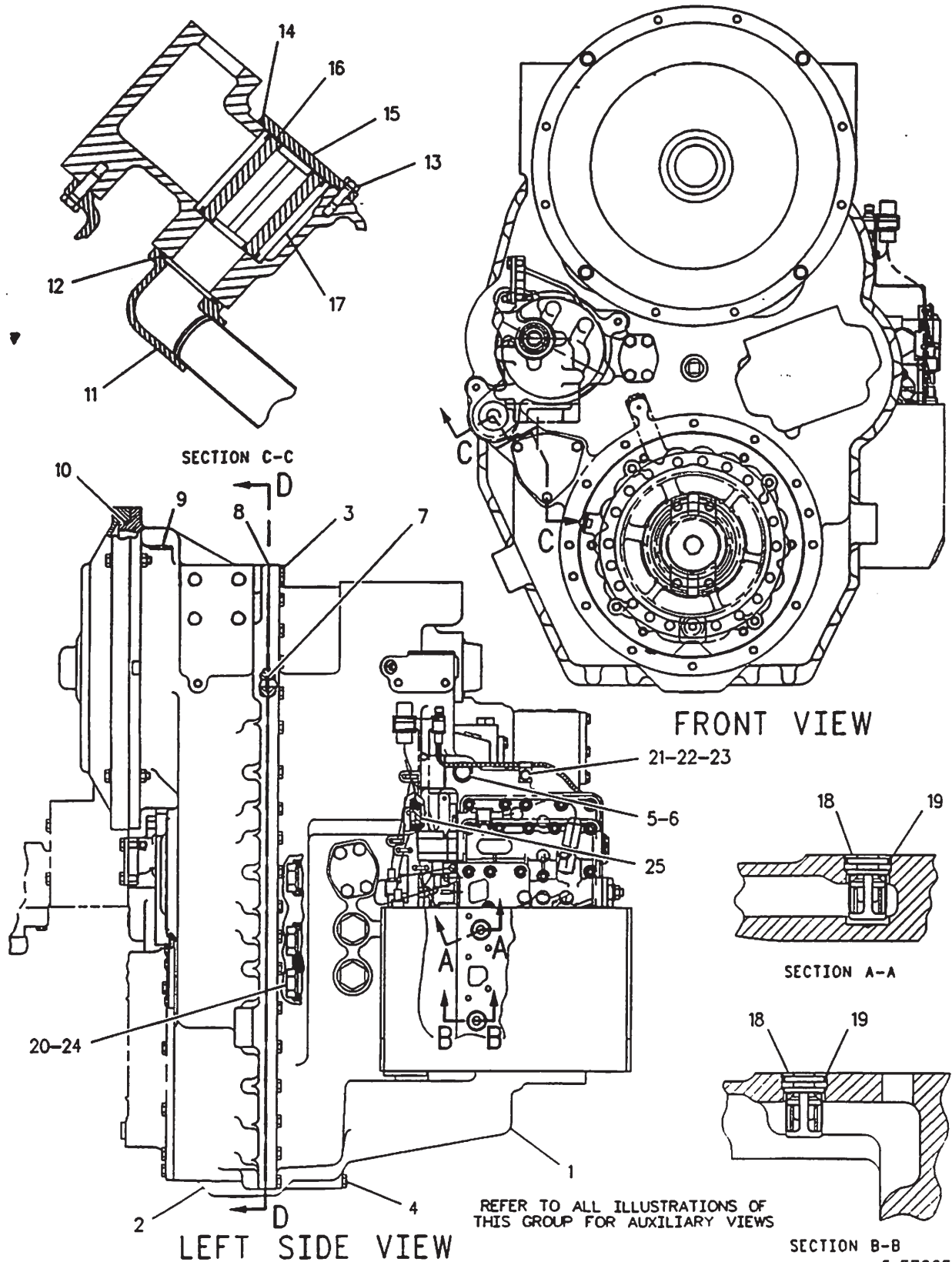
M-METRIC PART

576402 EP

3077

9W5132 BRAKE GP-PARKING
Transmission S/N 7LX750-99999, 4MY440-Up
Part Of 9W7115, 1442234 Transmission Ars

POWER TRAIN



SECTION B-B

F-572657 EP

POWER TRAIN

NOTE	REF NO	PART NUMBER	QTY	PART NAME	NOTE	REF NO	PART NUMBER	QTY	PART NAME
	1	9W5133	1	CASE AS-TRANSMISSION					
		3S2173	7	PLUG-CUP					
		8M6521	2	DOWEL					
	2	6V5728	1	COVER AS-TRANSMISSION					
		3S2173	1	PLUG-CUP					
M	3	6V1820	37	BOLT					
M	4	8T5436	2	BOLT					
	5	9S4185	1	PLUG-O-RING					
	6	3K0360	1	SEAL-O-RING (16.36MM ID)					
	7	2J0157	1	SEAL-O-RING					
B	8	1U8846	1	GASKET-LIQUID					
	9	5M6213	1	PLUG					
	10	5M6200	1	SEAL-O-RING					
	11	8E1133	1	TUBE AS					
	12	6L1650	1	SEAL-O-RING					
M	13	6V5217	3	BOLT					
	14	5P3863	1	SEAL-O-RING (82.22MM ID)					
	15	9W1454	1	COVER					
	16	8S9129	1	FILTER-MAGNETIC (TRANSMISSION)					
	17	8S9130	1	SCREEN-SUCTION					
	18	8E2390	2	VALVE GP-RELIEF					
	19	9X4609	2	SEAL-O-RING (23.47MM ID)					
	20	7M8485	3	SEAL-O-RING (29.74MM ID)					
	21	4N9170	1	CLIP					
	22	9M1974	1	WASHER-HARD					
M	23	8T4200	1	BOLT					
	24	9S4181	3	PLUG-STRAIGHT THREAD					
	25	1B5174	1	PLUG-PIPE					

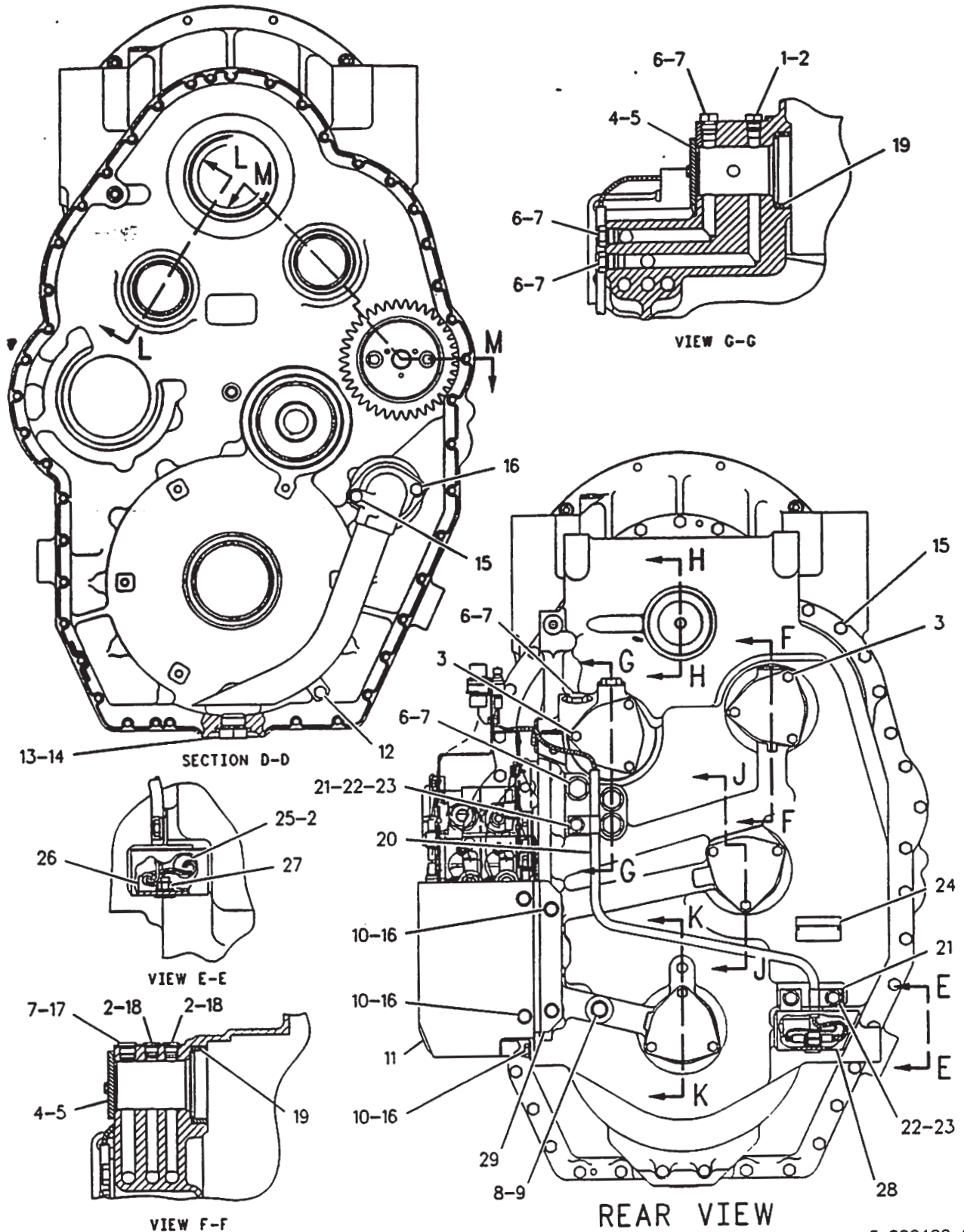
B-USE AS REQUIRED
M-METRIC PART

600108 CP

3188

9W5128 CASE & PARTS GP-PLANETARY-PART 1 OF 3
Transmission S/N 7LX750-99999
Part Of 9W7115 Transmission Ar

POWER TRAIN



POWER TRAIN

NOTE	REF NO	PART NUMBER	QTY	PART NAME	NOTE	REF NO	PART NUMBER	QTY	PART NAME
M	1	9S4185	1	PLUG-O-RING					
	2	3K0360	4	SEAL-O-RING (16.36MM ID)					
	3	6V5217	6	BOLT					
	4	5P3863	2	SEAL-O-RING (82.22MM ID)					
	5	9W1454	2	COVER					
	6	9S4190	5	PLUG-O-RING					
	7	2M9780	6	SEAL-O-RING (19.18MM ID)					
	8	9S4191	1	PLUG-O-RING					
	9	3J1907	1	SEAL-O-RING (11.89MM ID)					
	10	8T4121	5	WASHER					
M	11	8E7107	1	PLATE AS					
	12	6V8212	1	BOLT					
	13	5P4483	1	PLUG-O-RING					
M	14	7M8485	1	SEAL-O-RING (29.74MM ID)					
	15	6V7981	5	BOLT					
M	16	6V4248	6	BOLT					
	17	9S8006	1	PLUG-O-RING					
	18	9S8005	2	PLUG-O-RING					
	19	6I8642	2	RACE-BEARING OUTER					
	20	1048588	1	WIRE AS					
		7N7779	2	SOCKET					
		7N7780	2	PIN-CONNECTOR					
		7N9737	2	HOUSING-PLUG					
	21	1B3057	2	CLIP (12.7MM DIA)					
	22	SP1075	3	WASHER-HARD					
M	23	8T4137	3	BOLT					
	24	6V1720	1	PLATE-SERIAL NUMBER					
	25	1046387	1	SENSOR & SPEED AS					
		7N7779	1	SOCKET					
		7N7780	1	PIN-CONNECTOR					
		7N9738	1	HOUSING-RECEPTACLE					
E		9X1386	1	SLEEVE					
	26	9G9150	1	CLIP (TAB)					
M	27	8T4133	1	NUT					
	28	1048589	1	GUARD AS					
	29	1137745	1	PLATE AS					
M		8T3490	2	NUT-WELD					

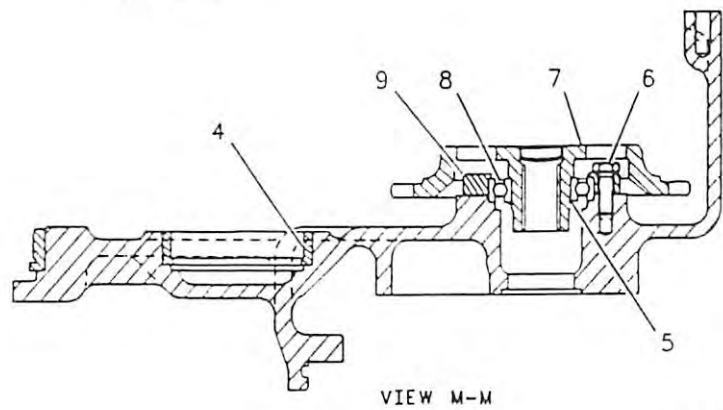
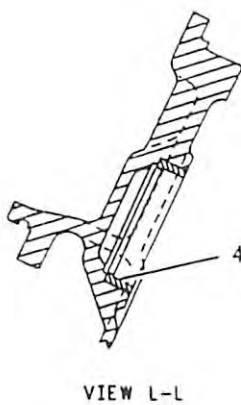
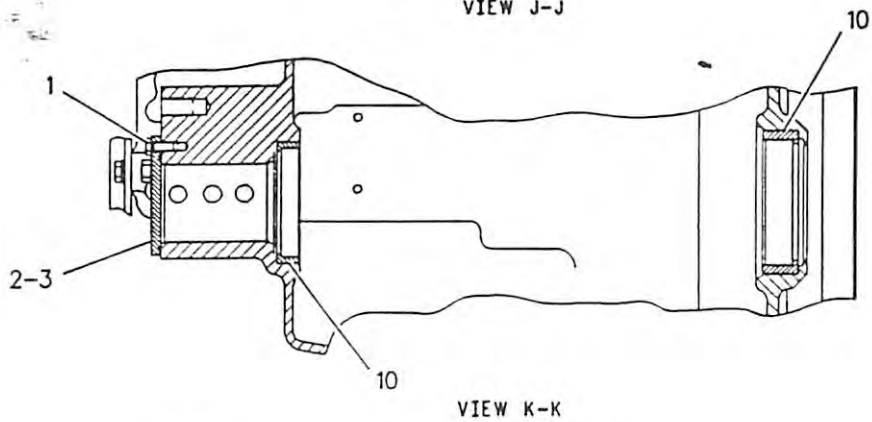
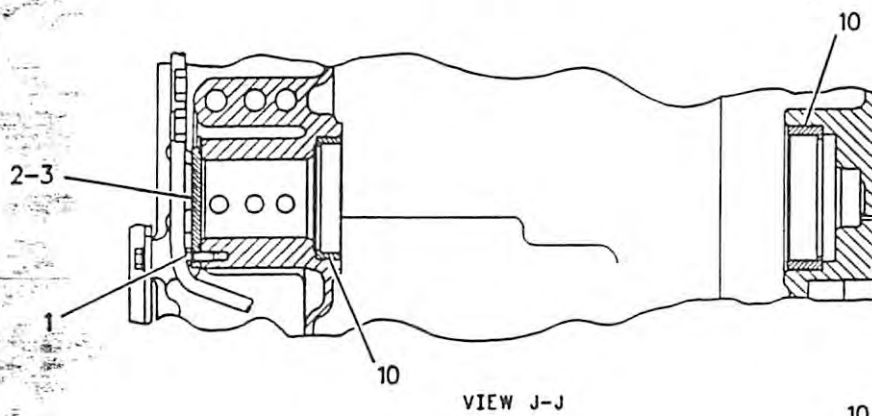
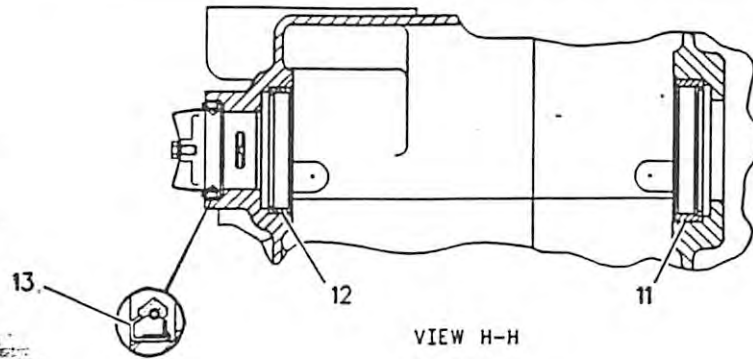
E-ORDER BY THE CENTIMETER
M-METRIC PART

600110 CP

3188

9W5128 CASE & PARTS GP-PLANETARY-PART 2 OF 3
Transmission S/N 7LX750-99999
Part Of 9W7115 Transmission Ar

POWER TRAIN



F-572661 EP

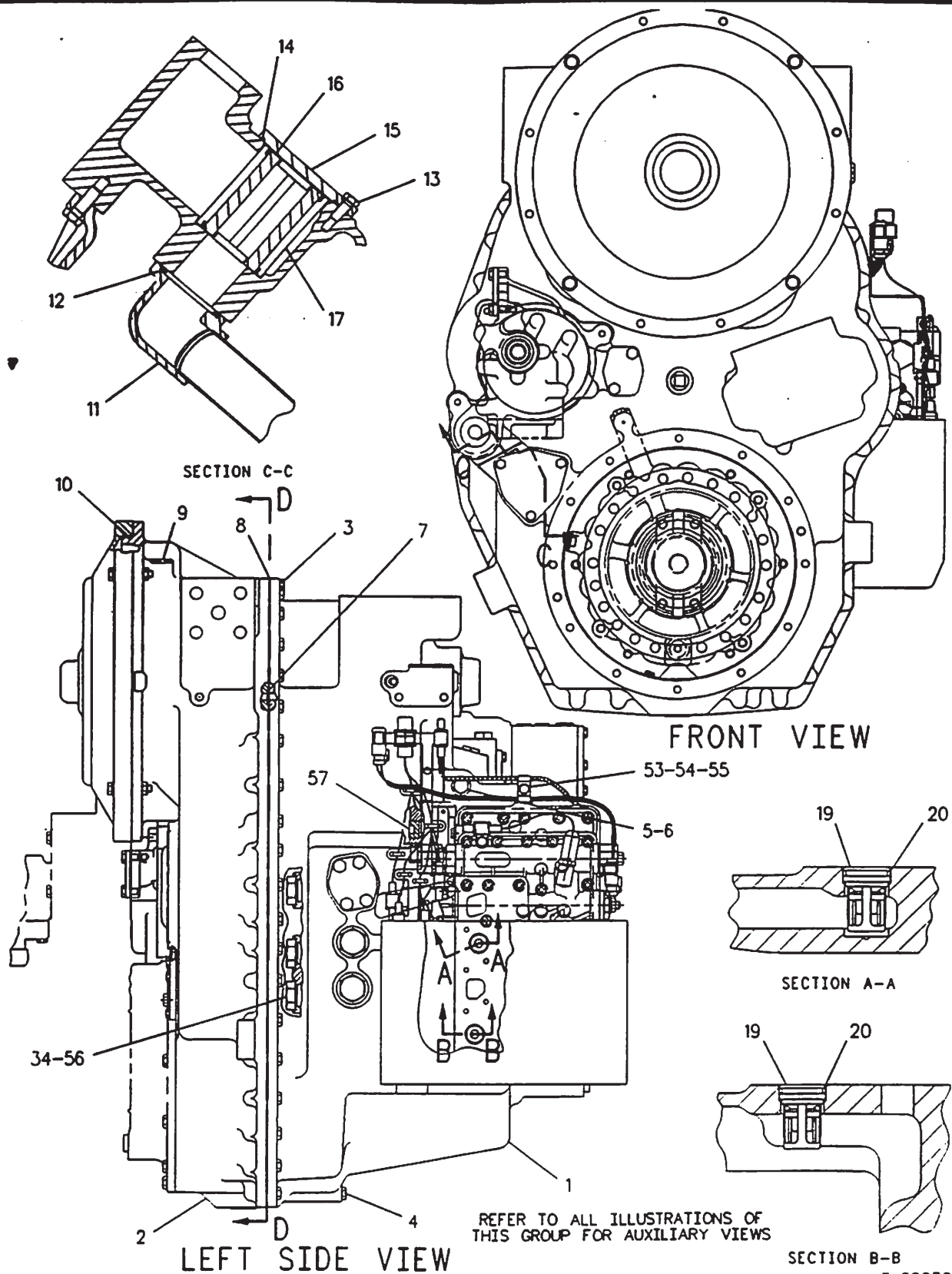
POWER TRAIN

NOTE	REF NO	PART NUMBER	QTY	PART NAME	NOTE	REF NO	PART NUMBER	QTY	PART NAME
M	1	6V5217	6	BOLT					
	2	5P3863	2	SEAL-O-RING (82.22MM ID)					
	3	9W1454	2	COVER					
	4	4M6108	2	RACE-BEARING OUTER					
	5	9W7038	1	RING-SNAP					
M	6	6V3940	4	BOLT					
	7	6Y9763	1	GEAR AS (38 TEETH)					
		4K8603	1	PLUG-CUP (25.73 MM DIA)					
	8	2S3029	1	BALL BEARING					
	9	9W6465	1	RETAINER-BEARING					
	10	6I8642	4	RACE-BEARING OUTER					
	11	2H6489	1	RACE-BEARING OUTER					
	12	9M2042	1	RACE-BEARING OUTER					
	13	1B0936	1	SEAL-LIP					

M-METRIC PART

572662 EP

POWER TRAIN

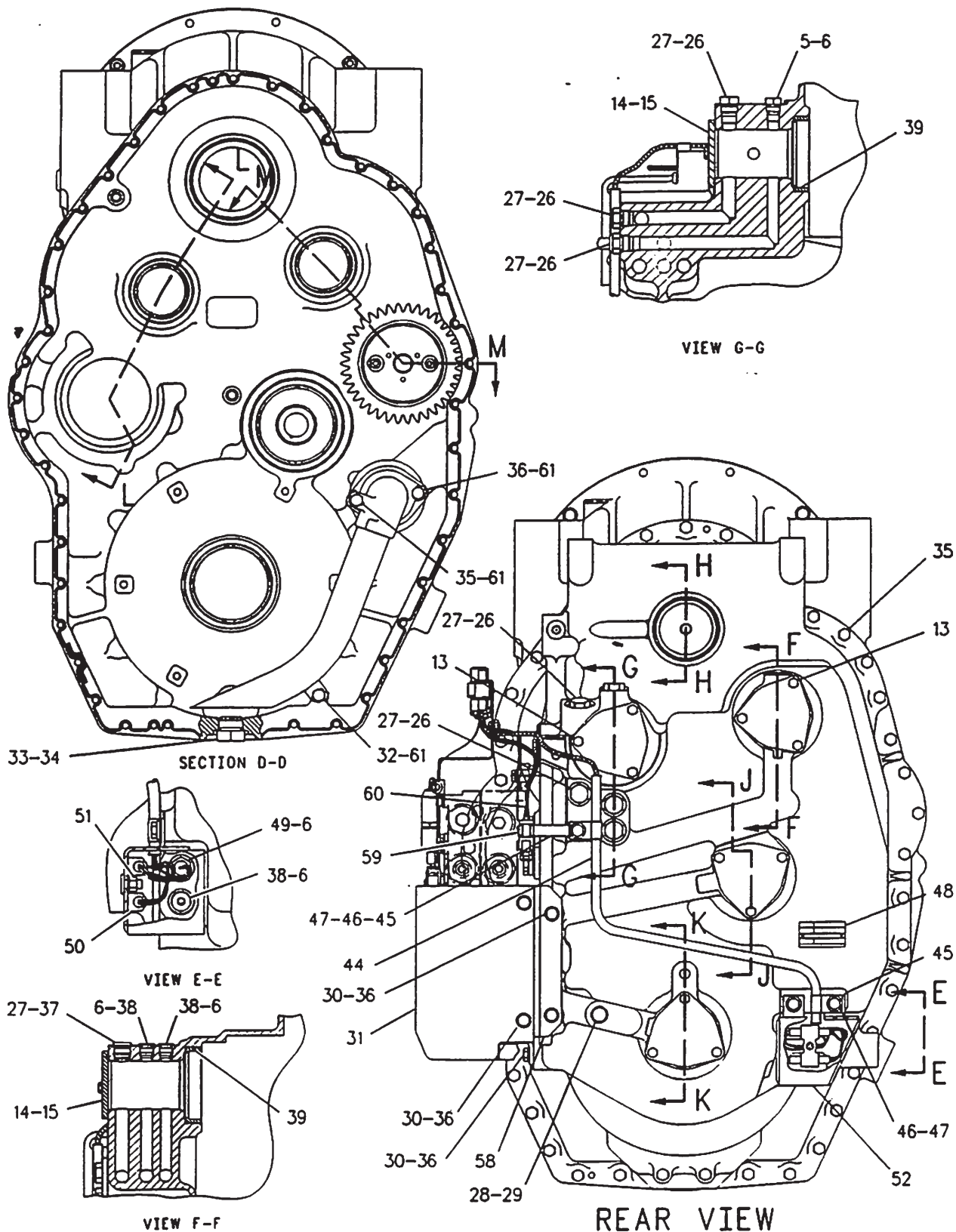


SECTION B-B

F-699797 CP

1442205 CASE & PARTS GP-PLANETARY
Transmission S/N 4MY440-Up
Part Of 1442234 Transmission Ar

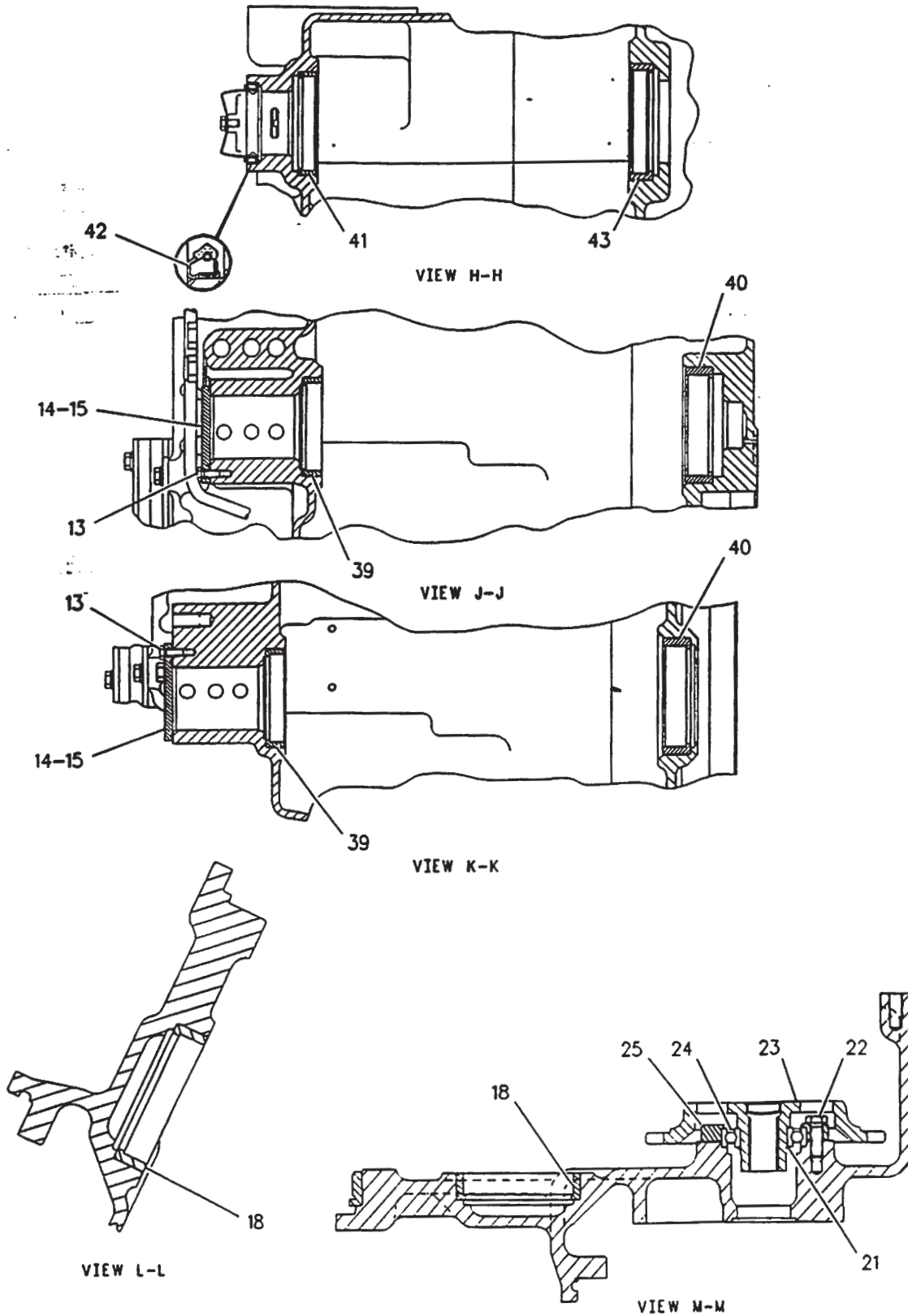
POWER TRAIN



F-699798 CP

1442205 CASE & PARTS GP-PLANETARY
Transmission S/N 4MY440-Up
Part Of 1442234 Transmission Ar

POWER TRAIN



F-699799 CP

1442205 CASE & PARTS GP-PLANETARY
Transmission S/N 4MY440-Up
Part Of 1442234 Transmission Ar

POWER TRAIN

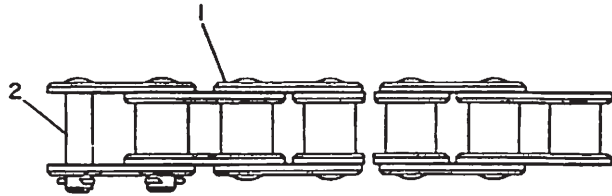
NOTE	REF NO	PART NUMBER	QTY	PART NAME	NOTE	REF NO	PART NUMBER	QTY	PART NAME
	1	1437403	1	CASE AS-TRANS		58	1137745	1	PLATE AS
		7T6496	7	PLUG	M		8T3490	2	NUT-WELD
		8M6521	2	DOWEL		59	1382759	1	CLIP AS
	2	6Y5728	1	COVER AS-TRANSMISSION			8C3334	1	RIVET-TUBULAR
		7T6496	1	PLUG		60	1459535	1	HARNESS AS-H
M	3	6V1820	37	BOLT		61	1458039	3	LOCK
M	4	8T5436	2	BOLT					
	5	9S4185	2	PLUG-O-RING					
	6	3K0360	6	SEAL-O-RING					
	7	2J0157	1	SEAL-O-RING					
B	8	8C8422	1	SEALANT					
	9	5M6213	1	PLUG					
	10	5M6200	1	SEAL-O-RING					
	11	8E1133	1	TUBE AS					
	12	6L1650	1	SEAL-O-RING					
M	13	6V5217	15	BOLT					
	14	5P3863	5	SEAL-O-RING					
	15	9W1454	5	COVER					
	16	8S9129	1	FILTER-MAGNETIC					
	17	8S9130	1	SCREEN-SUCTION					
	18	4M6108	2	RACE-BEARING OUTER					
	19	8E2390	2	VALVE GP-RELIEF					
	20	9X4609	2	SEAL-O-RING					
	21	9W7038	1	RING-SNAP					
M	22	6V3940	4	BOLT					
	23	6Y9763	1	GEAR AS					
		4K8603	1	PLUG-CUP					
	24	2S3029	1	BALL BEARING					
	25	9W6465	1	RETAINER-BEARING					
	26	9S4190	5	PLUG-O-RING					
	27	2M9780	6	SEAL-O-RING					
	28	9S4191	1	PLUG-O-RING					
	29	3J1907	1	SEAL-O-RING					
	30	8T4121	5	WASHER					
	31	8E7107	1	PLATE AS					
M	32	6V8212	1	BOLT					
	33	5P4483	1	PLUG-O-RING					
	34	7M8485	4	SEAL-O-RING					
M	35	6V7981	5	BOLT					
M	36	6V4248	6	BOLT					
	37	9S8006	1	PLUG-O-RING					
	38	9S8005	3	PLUG-O-RING					
	39	4M6109	4	RACE-ROLLER BEARING					
	40	5P3924	2	RACE-BEARING OUTER					
	41	9M2042	1	RACE-BEARING OUTER					
	42	1B0936	1	SEAL-LIP					
	43	2H6489	1	RACE-BEARING OUTER					
	44	1435374	1	HARNESS AS-WIRE					
	45	1B3057	2	CLIP					
	46	5P1075	3	WASHER-HARD					
M	47	8T4137	3	BOLT					
	48	6V1720	1	PLATE-SERIAL NUMBER					
	49	1046387	1	SENSOR & SPEED AS					
		7N7779	1	SOCKET					
		7N7780	1	PIN-CONNECTOR					
		7N9738	1	HOUSING-RECEPTACLE					
		9X1386	14	SLEEVE					
	50	1442231	1	CLIP					
M	51	8T4133	1	NUT					
	52	1435373	1	GUARD AS					
	53	4N9170	2	CLIP					
	54	9M1974	1	WASHER-HARD					
M	55	8T4189	1	BOLT					
	56	9S4181	3	PLUG-STRAIGHT THREAD					
	57	1B5174	1	PLUG-PIPE					

B-USE AS REQUIRED
M-METRIC PART

706049 CP

1442205 CASE & PARTS GP-PLANETARY
Transmission S/N 4MY440-Up
Part Of 1442234 Transmission Ar

POWER TRAIN



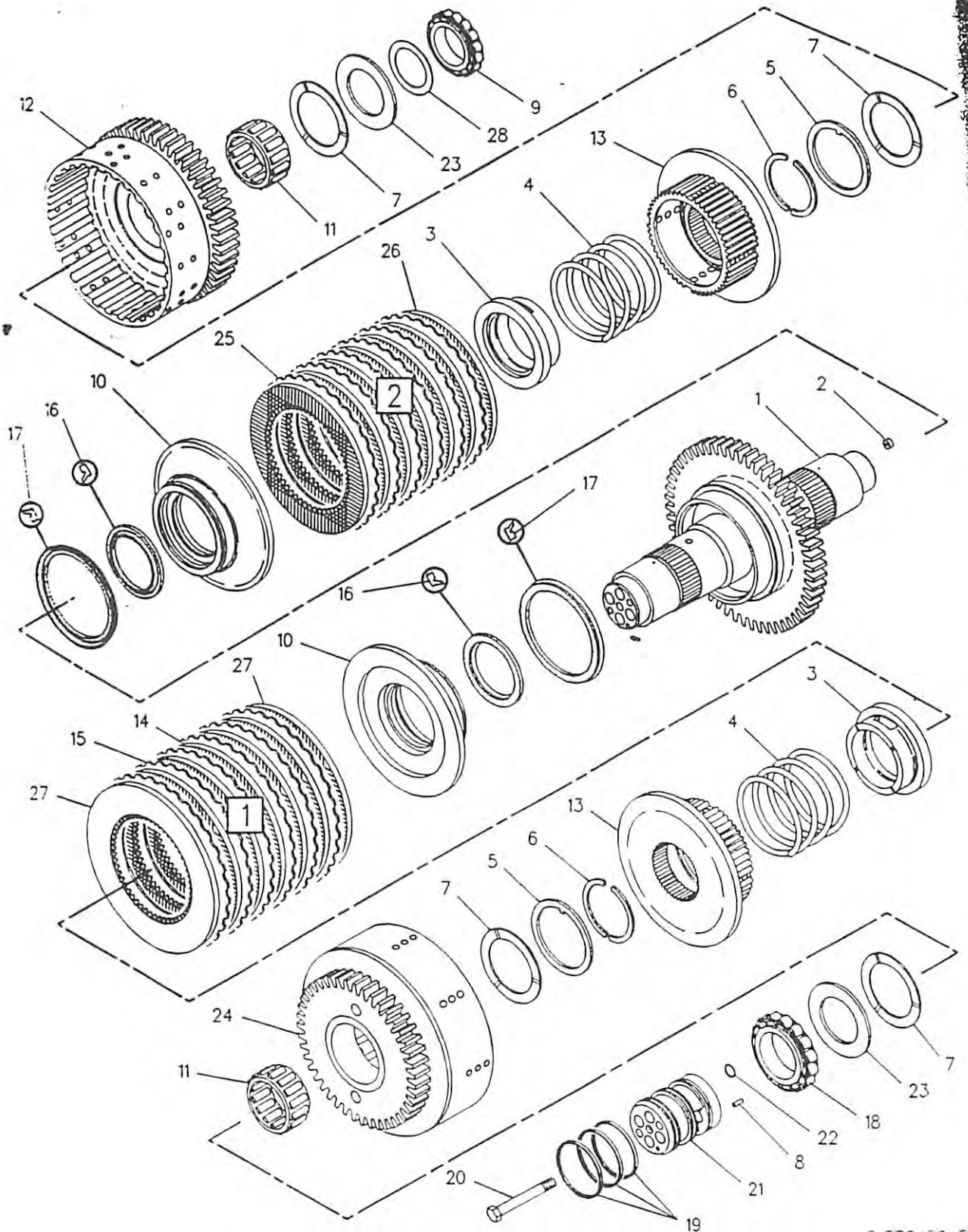
NOTE	REF NO	PART NUMBER	QTY	PART NAME
	1	6G1633	4	CHAIN GP (EACH INCLUDES) LINK-CONNECTING
	2	6G1631	1	CHAIN TO CONSIST OF 24 PIN LINKS, 25 ROLLER LINKS, 1 CONNECTING LINK & COTTERS

B-414375 EP

4063

6G1755 CHAIN GP
Part Of 1124121 Power Train Ar

POWER TRAIN



F-570150 EP

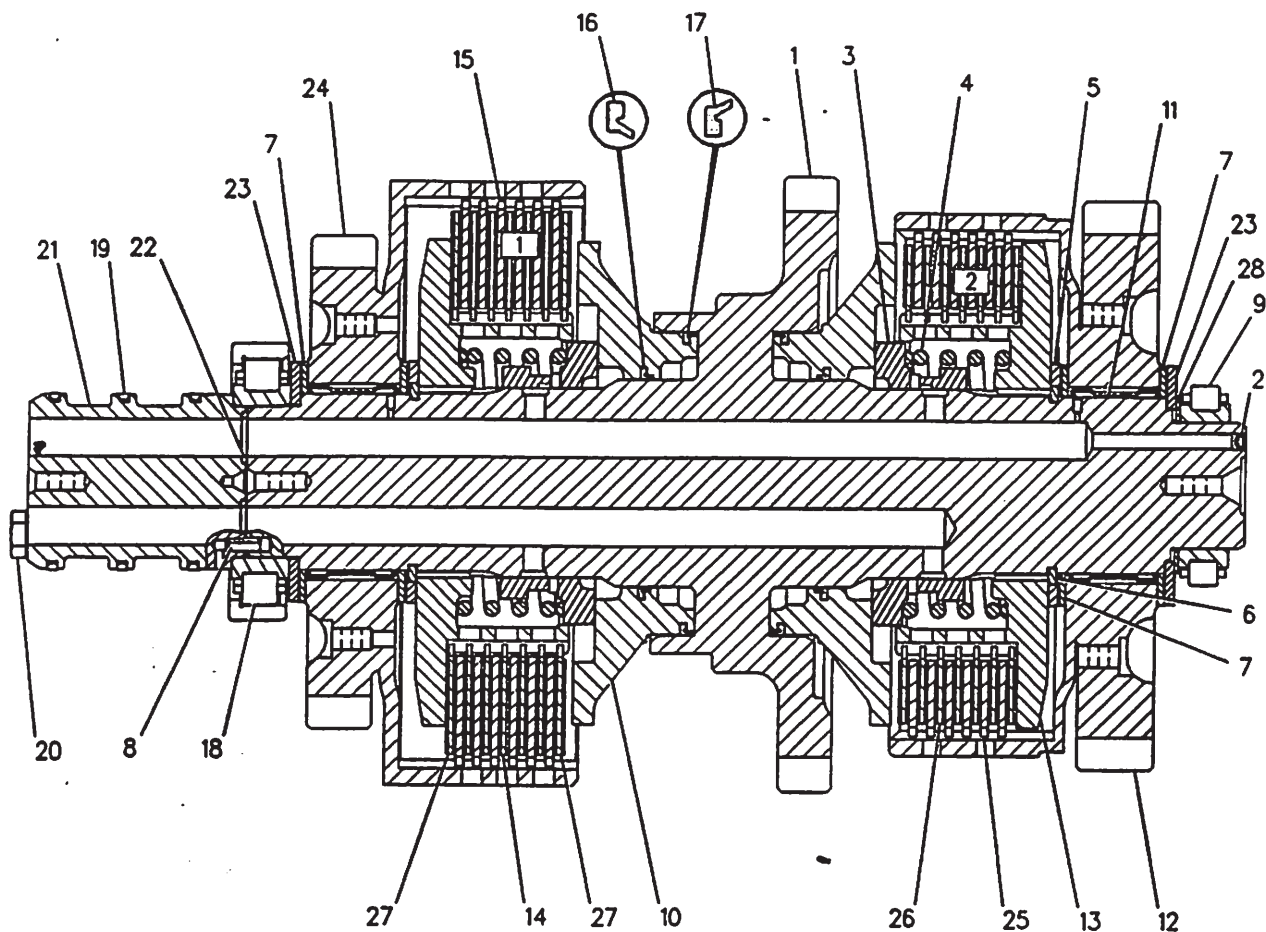
3155

6Y2301 CLUTCH GP-TRANSMISSION

Forward

Transmission S/N 7LX750-99999, 4MY440-Up
Part Of 9W7115 1442234 Transmission Ass

POWER TRAIN



NOTE	REF NO	PART NUMBER	QTY	PART NAME	NOTE	REF NO	PART NUMBER	QTY	PART NAME
	1	6Y1885	1	SHAFT AS (54 TEETH)		27	1085751	2	DISC-FRICTION
	2	1P0604	1	PLUG-CUP		28	9W2029	1	RACE-THRUST
	3	8E6140	2	VALVE AS					
	4	9U8815	2	SPRING					
	5	6Y1114	2	WASHER					
	6	6Y1115	4	RING-HALF					
	7	8E8319	4	DISC-THRUST					
	8	5H8985	1	PIN-SPRING					
	9	4M6107	1	BEARING-INNER					
	10	8E9750	2	PISTON					
	11	8E1263	2	BEARING-ROLLER					
	12	6Y3853	1	GEAR AS (50 TEETH)					
	13	9W9901	2	HUB AS					
	14	6I8911	5	DISC-FRICTION					
	15	9U9995	6	PLATE-CLUTCH					
	16	8E5742	2	RING-SEAL					
	17	9W9371	2	RING-SEAL					
	18	6I8641	1	RACE & BEARING					
	19	7G4822	3	RING-SEAL					
M	20	6V1819	2	BOLT (M10X1.50X100MM)					
	21	6Y1119	1	CARRIER-SEAL					
	22	8F3469	4	SEAL (15.54MM ID)					
	23	7T4897	2	DISC-THRUST					
	24	6Y1116	1	GEAR AS (43 TEETH)					
	25	1107723	6	PLATE-CLUTCH					
	26	6I8912	7	DISC-FRICTION					

M-METRIC PART

F-575894 EP

3155

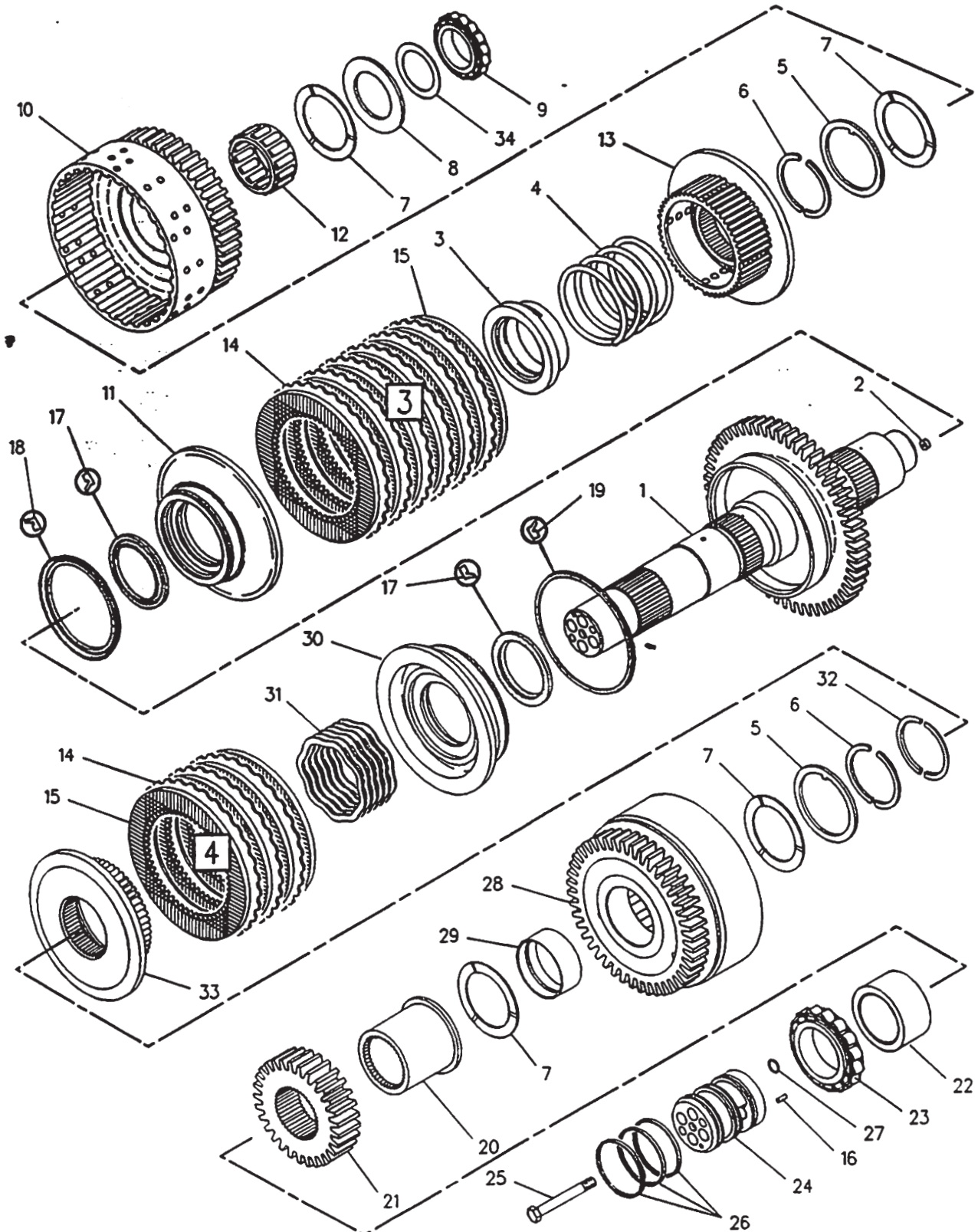
6Y2301 CLUTCH GP-TRANSMISSION

Forward

Transmission S/N 7LX750-99999, 4MY440-Up

Part Of 9W7115 1442234 Transmission Ass

POWER TRAIN



F-570154 EP

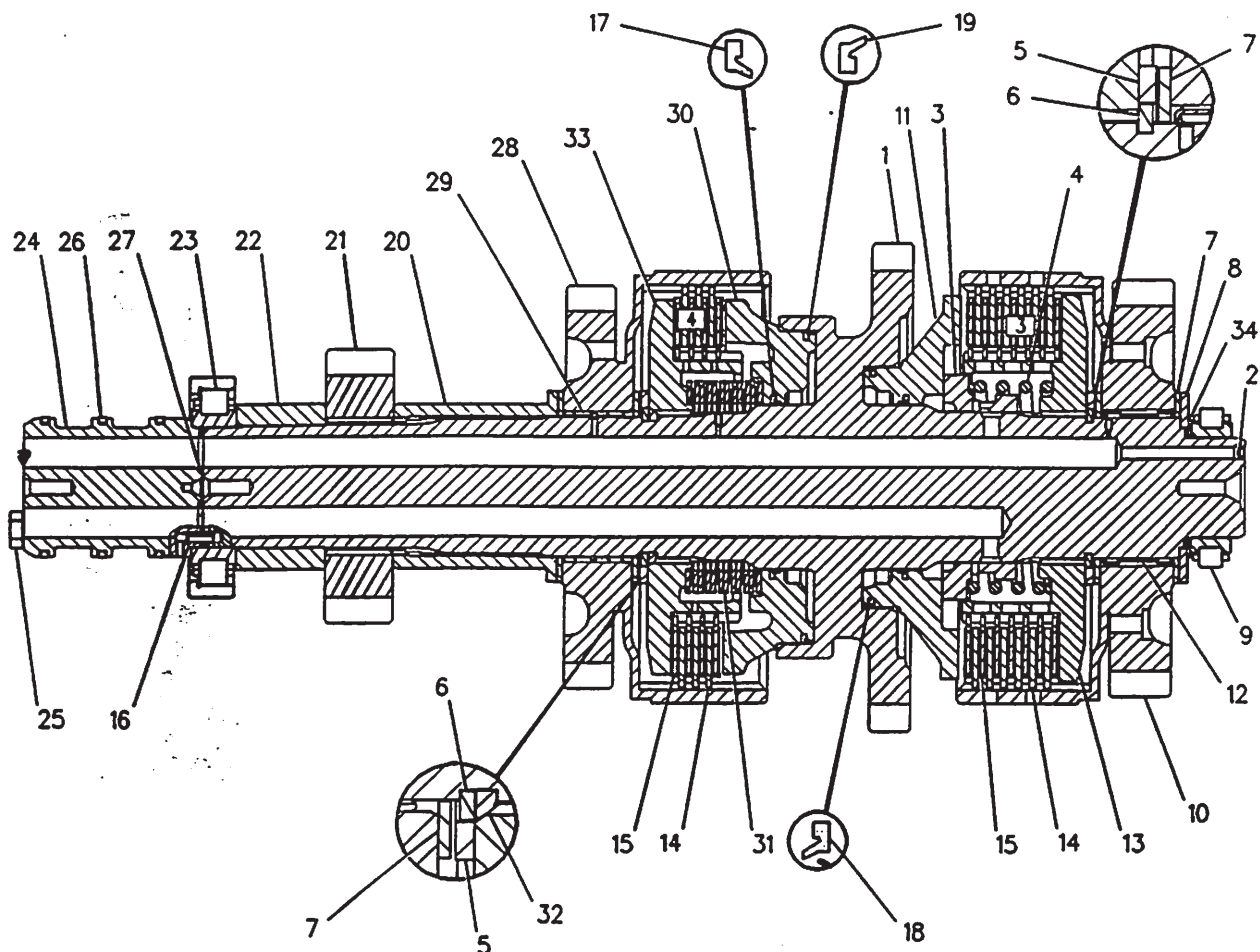
3155

6Y2302 CLUTCH GP-TRANSMISSION

Reverse & 2ND

Transmission S/N 7LX750-99999, 4MY440-Up
Part Of 9W7115. 1442234 Transmission Ass

POWER TRAIN



NOTE	REF NO	PART NUMBER	QTY	PART NAME	NOTE	REF NO	PART NUMBER	QTY	PART NAME
	1	6Y2424	1	SHAFT AS (54 TEETH)		27	8F3469	4	SEAL
	2	1P0604	1	PLUG-CUP		28	8E1908	1	GEAR AS (44 TEETH)
	3	8E6140	1	VALVE AS		29	6Y1895	1	BEARING-SLEEVE
	4	9U8815	1	SPRING		30	6Y1887	1	PISTON
	5	6Y1114	2	WASHER		31	1025881	1	SPRING-WAVE
	6	6Y1115	4	RING-HALF		32	9W9905	2	LOCKRING
	7	8E8319	4	DISC-THRUST		33	6Y1891	1	HUB AS
	8	7T4897	1	DISC-THRUST		34	9W2029	1	RACE-THRUST
	9	4M6107	1	BEARING-INNER					
	10	6Y3855	1	GEAR AS (46 TEETH)					
	11	8E9750	1	PISTON					
	12	8E1263	1	BEARING-ROLLER					
	13	9W9901	1	HUB AS					
	14	1107723	9	PLATE-CLUTCH					
	15	6I8912	11	DISC-FRICTION					
	16	5H8985	1	PIN-SPRING					
	17	8E5742	2	RING-SEAL					
	18	9W9371	1	RING-SEAL					
	19	8E5734	1	RING-SEAL EXTENSION					
	20	6Y2299	1	SPACER					
	21	6Y0976	1	GEAR (29 TEETH)					
	22	6Y2307	1	SPACER					
	23	6I8641	1	RACE & BEARING					
	24	6Y1119	1	CARRIER-SEAL					
	25	6V1819	2	BOLT					
	26	7G4822	3	RING-SEAL					

M-METRIC PART

F-575895 EP

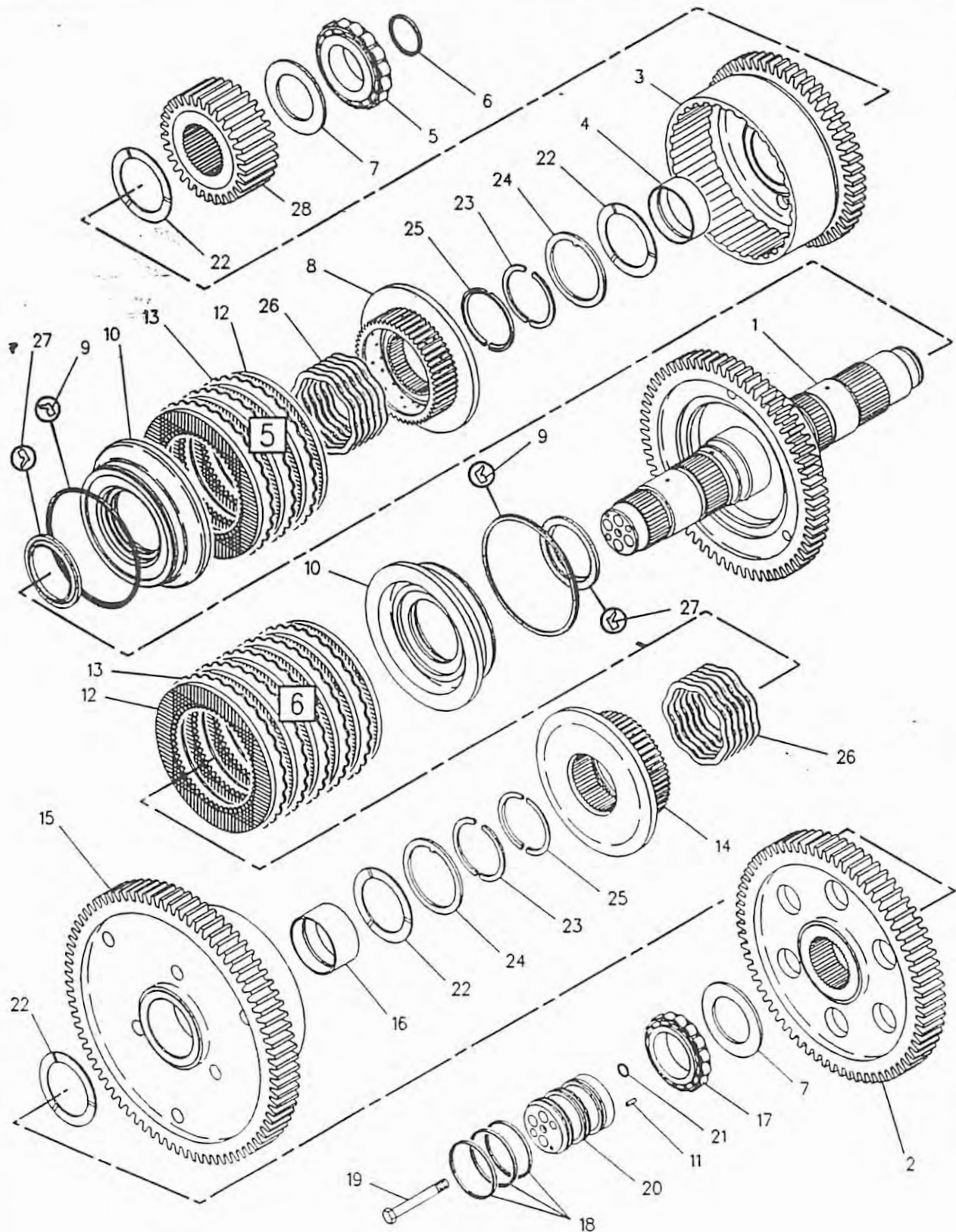
3155

6Y2302 CLUTCH GP-TRANSMISSION

Reverse & 2ND

Transmission S/N 7LX750-99999, 4MY440-Up
Part Of QW7115 1442234 Transmission Ass

POWER TRAIN



F-604555 CP

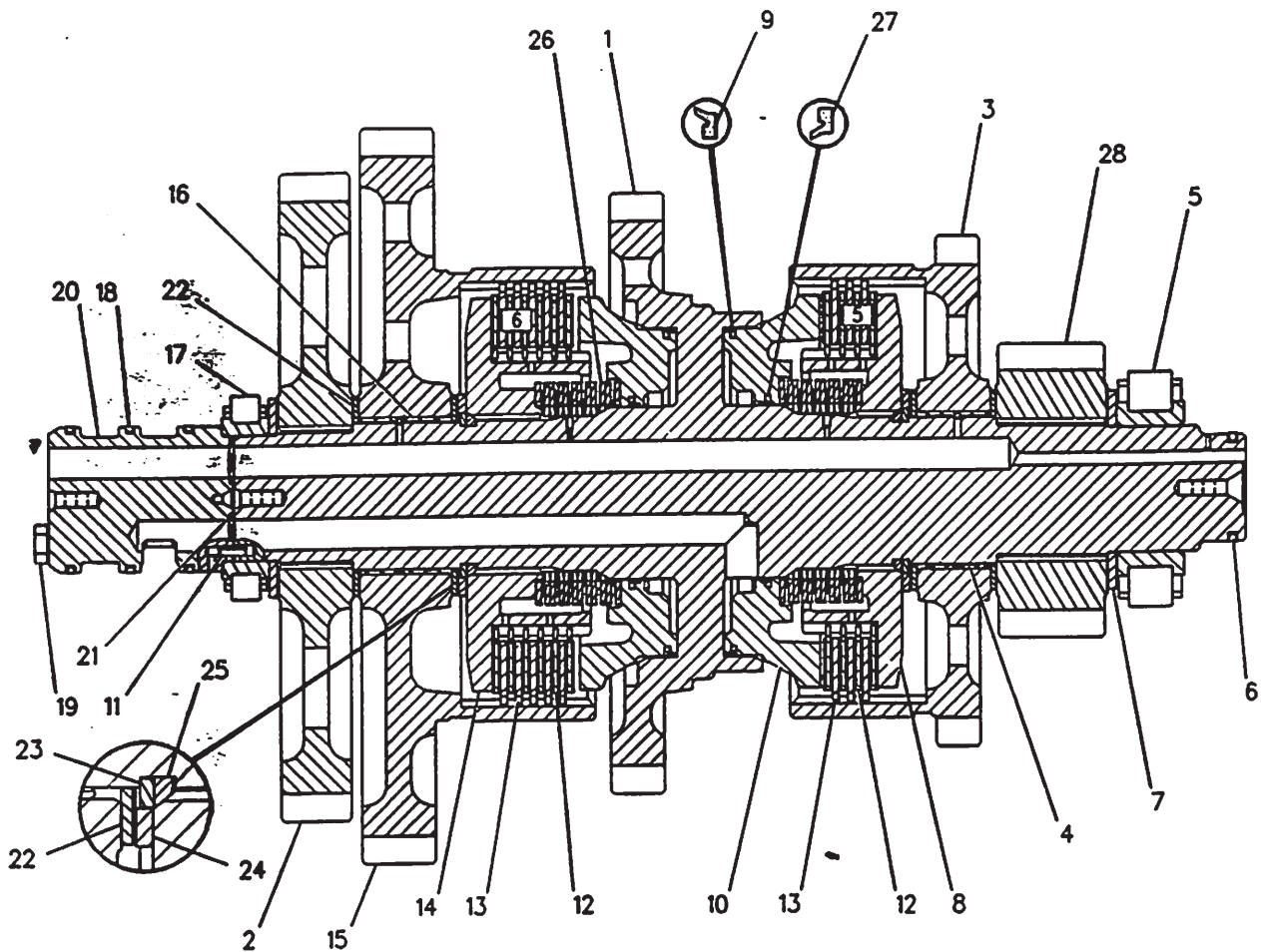
3155

6Y2303 CLUTCH GP-TRANSMISSION

1ST & 3RD

Transmission S/N 7LX750-99999, 4MY440-Up
Part Of 9W7115 1442234 Transmission Ass

POWER TRAIN



NOTE	REF NO	PART NUMBER	QTY	PART NAME	NOTE	REF NO	PART NUMBER	QTY	PART NAME
	1	6Y1878	1	SHAFT AS (64 TEETH)		27	8E5742	2	RING-SEAL
	2	6Y1000	1	GEAR (69 TEETH)		28	6Y0982	1	GEAR (30 TEETH)
	3	8E1909	1	GEAR AS (54 TEETH)					
	4	6Y1895	1	BEARING-SLEEVE					
	5	3B8921	1	BEARING-INNER					
	6	6Y8285	1	RING-SEAL					
	7	7T4897	2	DISC-THRUST					
	8	6Y1891	1	HUB AS					
	9	8E5734	2	RING-SEAL EXTENSION					
	10	6Y1887	2	PISTON					
	11	5H8985	1	PIN-SPRING					
	12	6I8912	10	DISC-FRICTION					
	13	1107723	8	PLATE-CLUTCH					
	14	6Y2312	1	HUB AS					
	15	8E1910	1	GEAR AS (79 TEETH)					
	16	6Y2419	1	BEARING-SLEEVE					
	17	6I8641	1	RACE & BEARING					
	18	7G4822	3	RING-SEAL					
	19	6V1819	2	BOLT					
	20	6Y2425	1	CARRIER-SEAL					
	21	8F3469	3	SEAL (15.54MM ID)					
	22	8E8319	4	DISC-THRUST					
	23	6Y1115	4	RING-HALF					
	24	6Y1114	2	WASHER					
	25	9W9905	4	LOCKRING					
	26	1025881	2	SPRING-WAVE					

M-METRIC PART

F-600848 CP

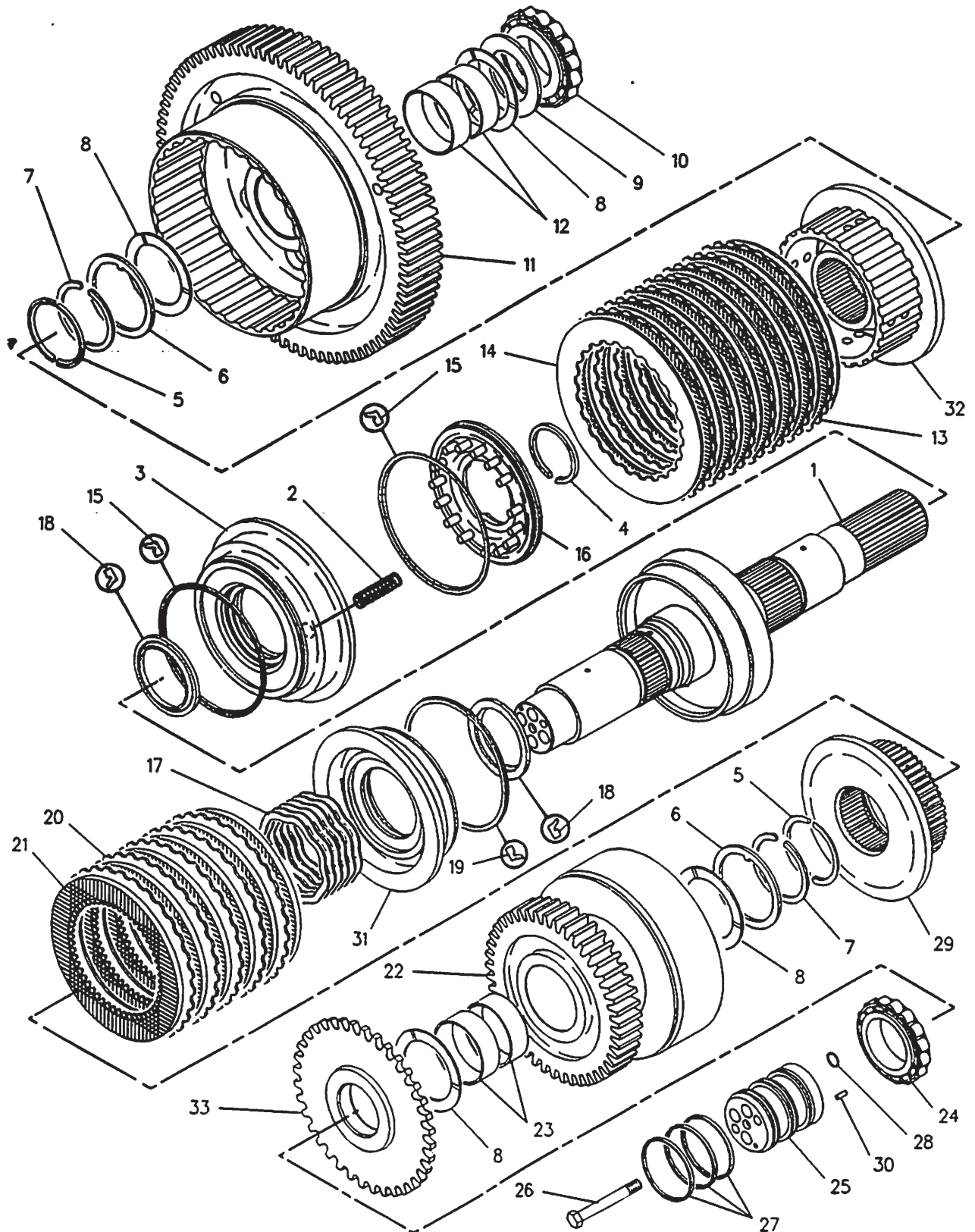
3155

6Y2303 CLUTCH GP-TRANSMISSION

1ST & 3RD

Transmission S/N 7LX750-99999, 4MY440-Up
Part of 6Y1115 1442234 Transmission Ass

POWER TRAIN



F-570179 EP

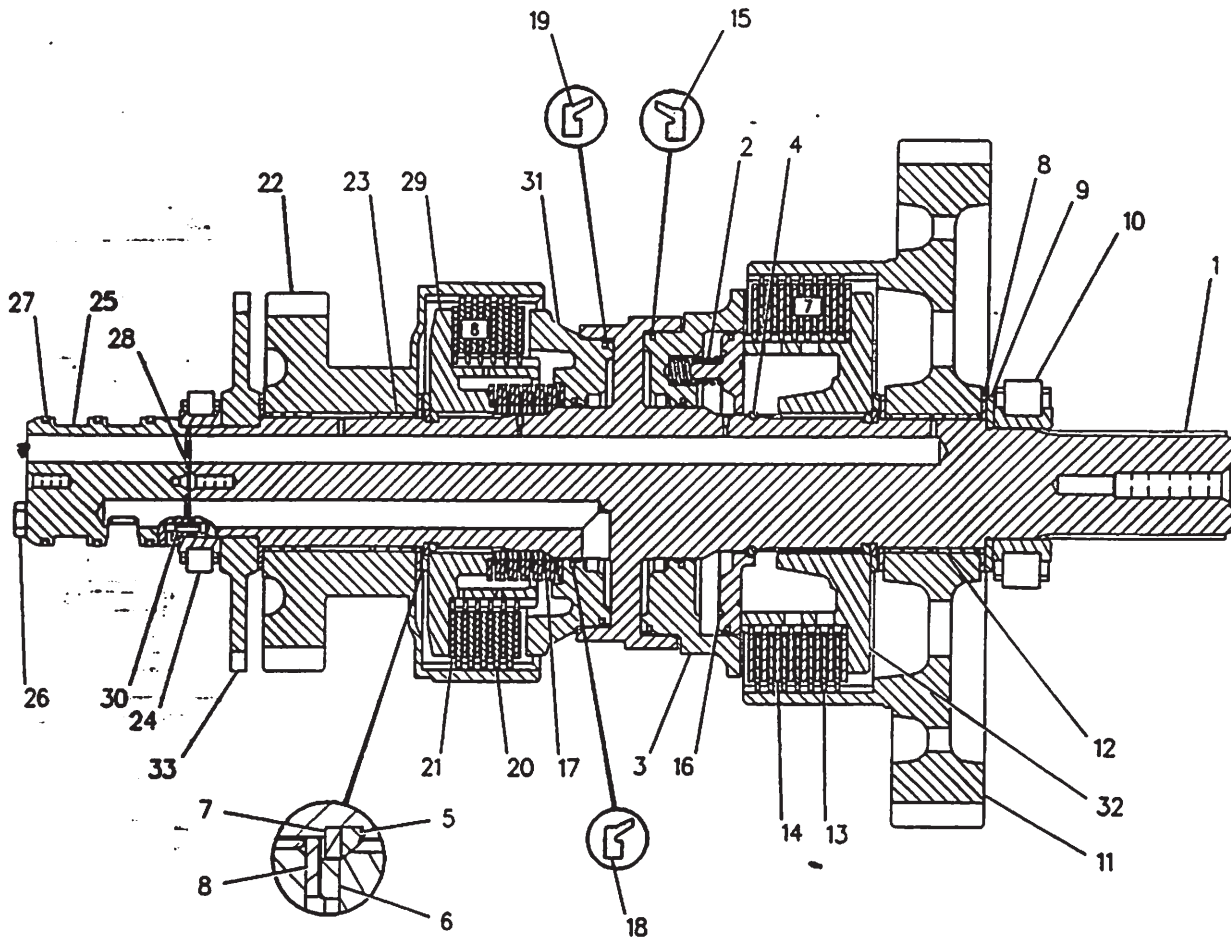
3155

8E9316 CLUTCH GP-TRANSMISSION

Hi & Lo

Transmission S/N 7LX750-99999, 4MY440-Up
Part Of 9W7115, 1442234 Transmission Ars

POWER TRAIN



NOTE	REF NO	PART NUMBER	QTY	PART NAME	NOTE	REF NO	PART NUMBER	QTY	PART NAME
	1	6Y1864	1	SHAFT AS		27	7G4822	3	RING-SEAL
	2	8M4295	15	SPRING		28	8F3469	3	SEAL (15.54MM ID)
	3	6Y2428	1	PISTON		29	6Y2312	1	HUB AS
	4	6Y1890	1	RING-RETAINING		30	5H8985	1	PIN-SPRING
	5	9W9905	4	LOCKRING		31	6Y1887	1	PISTON
	6	6Y1114	2	WASHER		32	6Y2430	1	HUB AS
	7	6Y1115	4	RING-HALF		33	8E1161	1	ROTOR
	8	8E8319	4	DISC-THRUST					
	9	7T4897	1	DISC-THRUST					
	10	3B8921	1	BEARING-INNER					
	11	8E1913	1	GEAR AS (84 TEETH)					
	12	9W6467	2	BEARING-SLEEVE					
	13	6Y7981	7	DISC-FRICTION					
	14	3P0337	8	PLATE-CLUTCH					
	15	8E5736	2	RING-SEAL EXTENSION					
	16	6Y2429	1	PISTON-BALANCE					
	17	1025881	1	SPRING-WAVE					
	18	8E5742	2	RING-SEAL					
	19	8E5734	1	RING-SEAL EXTENSION					
	20	1107723	5	PLATE-CLUTCH					
	21	6I8912	6	DISC-FRICTION					
	22	8E1914	1	GEAR AS (45 TEETH)					
	23	9W6467	2	BEARING-SLEEVE					
	24	6I8641	1	RACE & BEARING					
	25	6Y2425	1	CARRIER-SEAL					
M	26	6V1819	2	BOLT					

M-METRIC PART

F-600992 CP

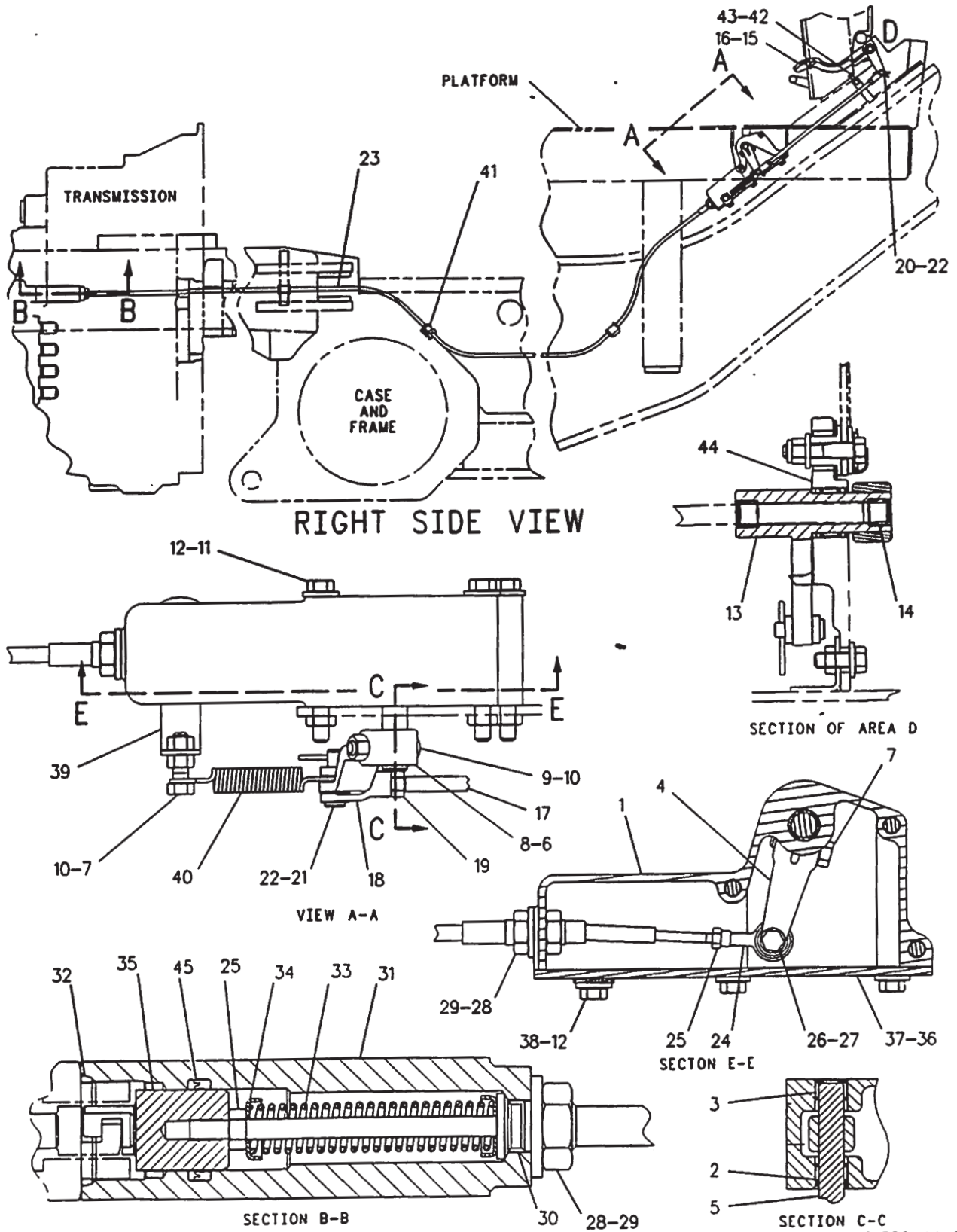
3155

8E9316 CLUTCH GP-TRANSMISSION

Hi & Lo

Transmission S/N 7LX750-99999,4MY440-Up
Part Of 9W7115 1442234 Transmission Ass

POWER TRAIN



F-636441 CP

POWER TRAIN

NOTE	REF NO	PART NUMBER	QTY	PART NAME	NOTE	REF NO	PART NUMBER	QTY	PART NAME
	1	8D9973	1	HOUSING					
	2	7K2135	1	BEARING-ROLLER					
	3	4J2667	1	BEARING-NEEDLE					
	4	9D0145	1	LEVER					
	5	8X3805	1	SHAFT					
	6	1B8704	2	KEY-WOODRUFF					
	7	9B7237	2	BOLT (3/8-16X1.25IN)					
	8	4D4895	1	LEVER					
	9	5S7383	1	BOLT (3/8-16X1.50IN)					
	10	6V8801	3	NUT					
	11	7X0291	3	BOLT (3/8-16X3.75IN)					
	12	5P1075	9	WASHER-HARD (3MM THK)					
	13	8X2497	1	LEVER					
	14	1F4622	2	BEARING-NEEDLE					
	15	8X2498	1	PEDAL-CLUTCH					
	16	1293173	1	BOLT-12 POINT HEAD					
	17	8G7629	1	ROD					
	18	4J8922	2	ROD END					
	19	6V8183	2	NUT-FULL					
	20	1B0676	1	PIN					
	21	3K8280	1	PIN-CLEVIS					
	22	7V0446	2	CLIP					
	23	9X5694	1	CABLE AS					
		8C0620	2	PROTECTOR-THREAD					
	24	5P7704	1	ROD END					
	25	6V8187	2	NUT					
	26	8T9043	1	BOLT (5/16-18X.875IN)					
	27	8T4224	1	WASHER-HARD (2MM THK)					
	28	9S1354	3	NUT					
	29	8T4122	2	WASHER (21MM OD)					
	30	3D4004	1	SEAL-QUAD RING					
	31	1339185	1	ADAPTER					
	32	7M8485	1	SEAL-O-RING (29.74MM ID)					
	33	7D9212	1	SPRING					
	34	6P5442	2	PLUG					
	35	1339186	1	COUPLER					
	36	8D9974	1	GASKET					
	37	8D9969	1	COVER					
	38	4L6454	6	BOLT (3/8-16 X 1.0IN)					
	39	8X7665	1	BRACKET					
	40	1D1313	1	SPRING					
	41	8W8909	3	SLEEVE					
	42	8T2502	1	BOLT (3/8-16X1.125IN)					
	43	1B2578	1	NUT					
	44	9J8783	1	SHIM (.51MM THK)					
	45	6J1889	1	SEAL-U-CUP					

636442 CP

3059

8W5618 CONTROL GP-CLUTCH

Inching Pedal

S/N 8MN1-440

POWER TRAIN

35 25 31 28-29 30 34 32 33 D

SECTION A-A

12-11 39 10-7 E E

VIEW B-B

40 6 9-10 8 22 21 19 18 43

VIEW OF AREA C

29-28 1 4 7 26-27 24-25 37-36 38-12

SECTION E-E

3 2 5

SECTION G

14-13-44 7-42-45 15-16 20-22 17 B C

TRANSMISSION

VIEW OF AREA D

PLATFORM

FRAME AND CASE

ALTERNATE CABLE ROUTING

41

RIGHT SIDE VIEW

F-711163 CP

POWER TRAIN

NOTE	REF NO	PART NUMBER	QTY	PART NAME	NOTE	REF NO	PART NUMBER	QTY	PART NAME
	1	8D9973	1	HOUSING					
	2	7K2135	1	BEARING-ROLLER					
	3	4J2667	1	BEARING-NEEDLE					
	4	9D0145	1	LEVER					
	5	8X3805	1	SHAFT					
	6	1B8704	2	KEY-WOODRUFF					
	7	9B7237	3	BOLT					
	8	4D4895	1	LEVER					
	9	5S7383	1	BOLT					
	10	6V8801	3	NUT					
	11	7X0291	3	BOLT					
	12	5P1075	9	WASHER-HARD					
	13	8X2497	1	LEVER					
	14	1F4622	2	BEARING-NEEDLE					
	15	8X2498	1	PEDAL-CLUTCH					
	16	1293173	1	BOLT-12 POINT HEAD					
	17	1459077	1	ROD					
	18	4J8922	2	ROD END					
	19	6V8183	2	NUT-FULL					
	20	1B0676	1	PIN					
	21	3K8280	1	PIN-CLEVIS					
	22	7V0446	2	CLIP					
	23	9X5694	1	CABLE AS					
		8C0620	2	PROTECTOR-THREAD					
	24	5P7704	1	ROD END					
	25	6V8187	2	NUT					
	26	8T9043	1	BOLT					
	27	8T4224	1	WASHER-HARD					
	28	9S1354	3	NUT					
	29	8T4122	2	WASHER					
	30	3D4004	1	SEAL-QUAD RING					
	31	1339185	1	ADAPTER					
	32	7M8485	1	SEAL-O-RING (29.74MM ID)					
	33	7D9212	1	SPRING					
	34	6P5442	2	PLUG					
	35	1365160	1	COUPLER					
	36	8D9974	1	GASKET					
	37	8D9969	1	COVER					
	38	4L6454	6	BOLT					
	39	8X7665	1	BRACKET					
	40	1D1313	1	SPRING					
	41	8W8909	3	SLEEVE					
	42	1B2578	1	NUT					
	43	6J1889	1	SEAL-U-CUP					
B	44	9J8783	1	SHIM (.508MM THK)					
	45	8T4896	1	WASHER-HARD					

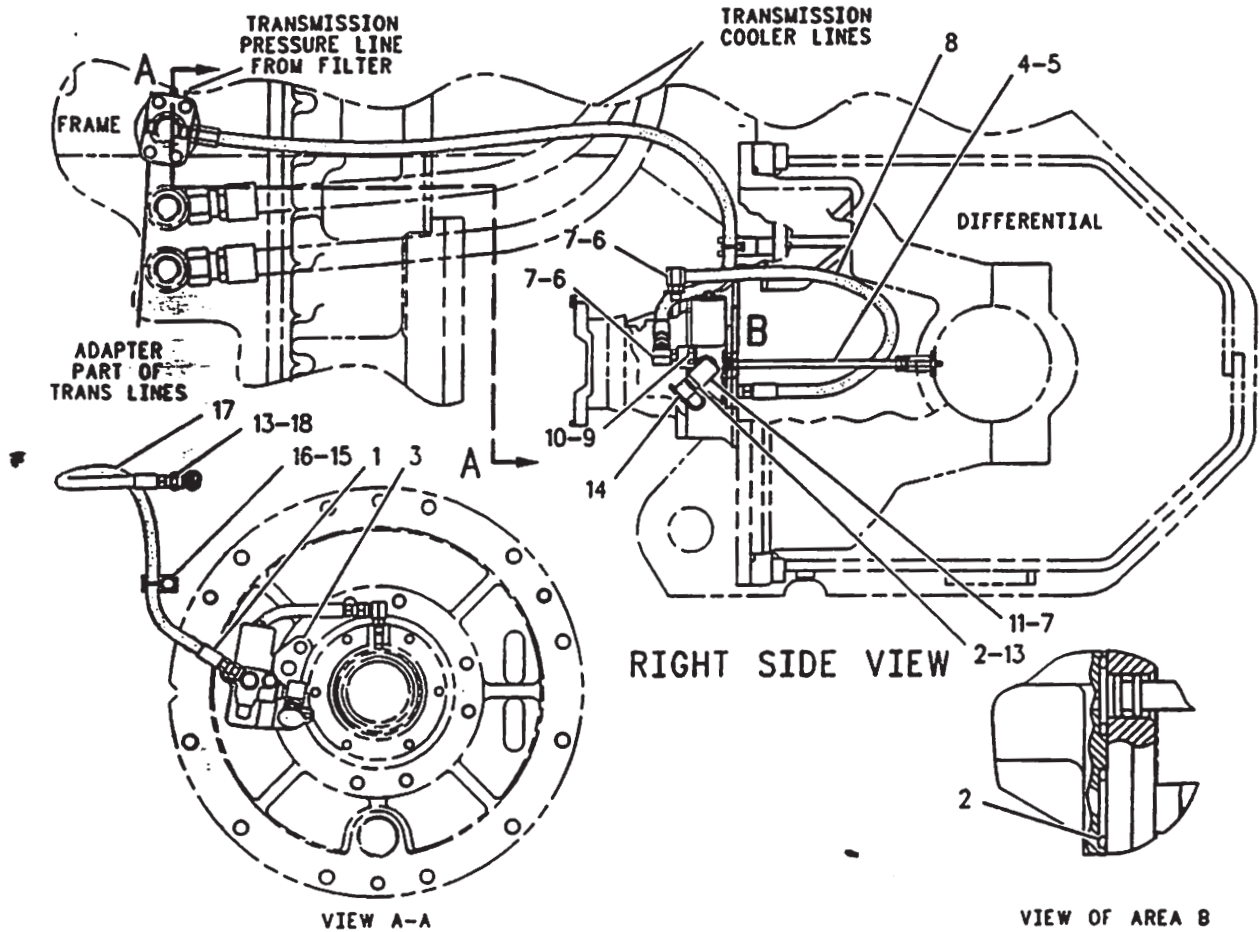
B-USE AS REQUIRED

711164 CP

3059

1298215 CONTROL GP-CLUTCH
Inching Pedal
S/N 8MN441-Up
Part Of 1124112 Chassis Ar

POWER TRAIN



NOTE	REF NO	PART NUMBER	QTY	PART NAME	NOTE	REF NO	PART NUMBER	QTY	PART NAME
Y	1	7T9073	1	VALVE & MTG GP-DIFF LOCK (DIFFERENTIAL LOCK)					
	2	8M4438	2	SEAL-O-RING					
	3	1361892	1	PLATE					
	4	6D0580	1	TUBE					
	5	4J2506	2	SEAL-O-RING (7.59MM ID)					
	6	5P7981	2	ELBOW-O-RING					
	7	3J7354	3	SEAL-O-RING (8.92MM ID)					
I	8	7J6729	1	HOSE AS					
	9	8T2501	2	BOLT					
	10	8T4896	2	WASHER-HARD					
	11	1359941	1	ADAPTER-90 DEGREE					
	12	6V3965	1	NIPPLE AS					
	13	3J1907	2	SEAL-O-RING (11.89MM ID)					
	14	6V0852	1	CAP-DUST					
	15	4P8134	1	CLIP					
	16	9X6772	1	STRAP-CABLE					
I	17	5D1258	1	HOSE AS					
	18	5P7982	1	ELBOW-O-RING					

I-SEE HOSE FABRICATION GUIDE
Y-SEPARATE ILLUSTRATION

F-649861 P

POWER TRAIN

Technical drawing of a power train assembly, showing a right side view and a cross-section view A-A.

RIGHT SIDE VIEW

Labels and components:

- TRANSMISSION PRESSURE LINE FROM FILTER
- FRAME
- ADAPTER PART OF TRANS LINES
- TRANSMISSION COOLER LINES
- DIFFERENTIAL
- 7-6
- 10-9
- 14
- 11-7
- 2-13
- 8
- 4-5
- 17
- 13-18
- 16-15
- 1
- 3
- A
- B

CROSS-SECTION VIEW A-A

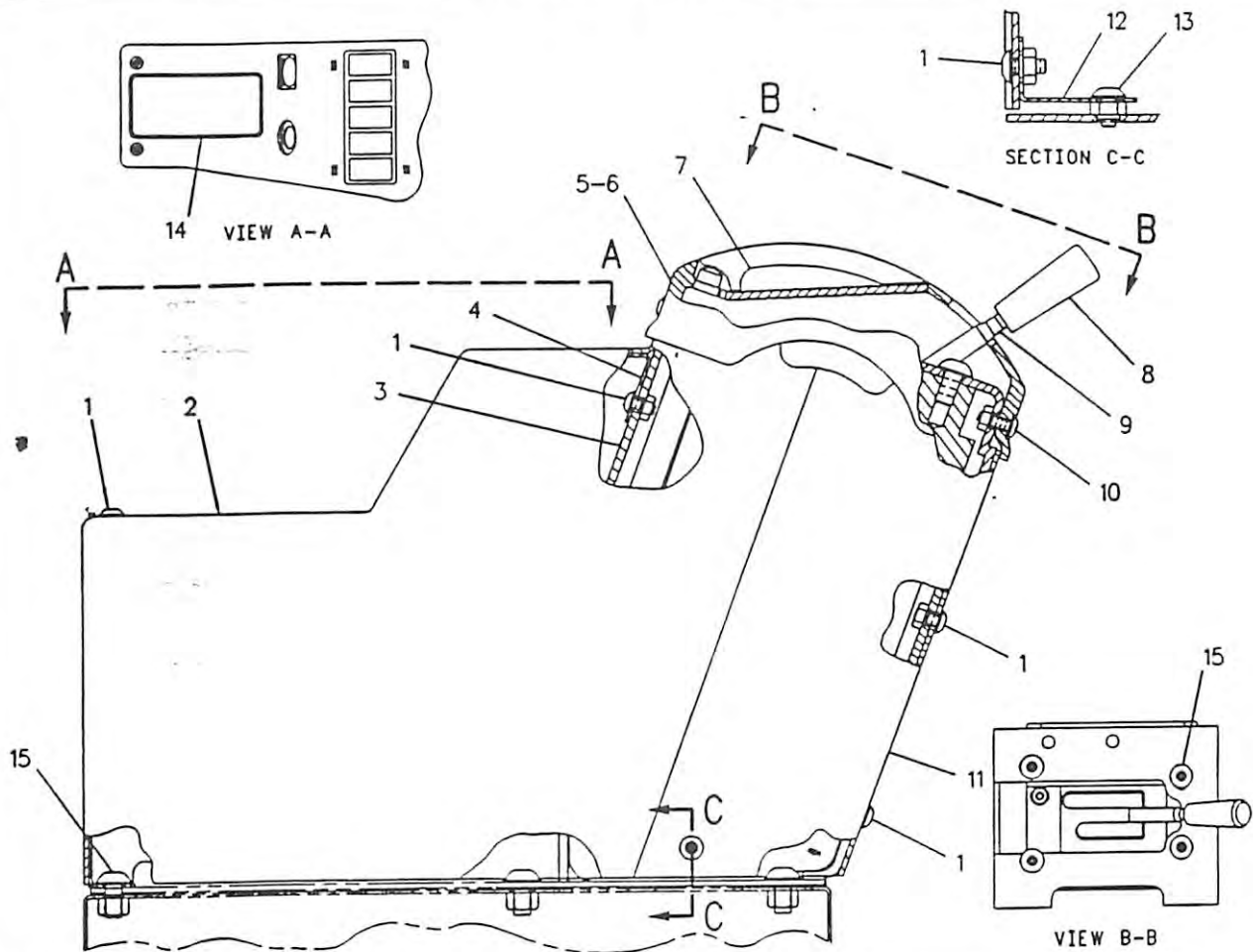
Labels and components:

- 2

NOTE	REF NO	PART NUMBER	QTY	PART NAME	NOTE	REF NO	PART NUMBER	QTY	PART NAME
CY	1	1446295	1	VALVE & MTG GP-DIFF LOCK (DIFFERENTIAL LOCK)					
	2	8M4438	2	SEAL-O-RING					
	3	1361892	1	PLATE					
	4	6D0580	1	TUBE					
	5	4J2506	2	SEAL-O-RING (7.59MM ID)					
	6	5P7981	2	ELBOW-O-RING					
	7	3J7354	3	SEAL-O-RING (8.92MM ID)					
I	8	7J6729	1	HOSE AS					
	9	8T2501	2	BOLT					
	10	8T4896	2	WASHER-HARD					
	11	1359941	1	ADAPTER-90 DEGREE					
	12	6V3965	1	NIPPLE AS					
	13	3J1907	2	SEAL-O-RING (11.89MM ID)					
	14	6V0852	1	CAP-DUST					
	15	4P8134	1	CLIP					
	16	9X6772	1	STRAP-CABLE					
I	17	5D1258	1	HOSE AS					
	18	5P7982	1	ELBOW-O-RING					

F-701331 CP

POWER TRAIN



NOTE	REF NO	PART NUMBER	QTY	PART NAME	NOTE	REF NO	PART NUMBER	QTY	PART NAME
M	1	9X2043	10	SCREW-TRUSS HEAD					
	2	1439288	1	COVER					
	3	8X2905	1	PLATE AS					
M		6V9632	14	NUT-WELD					
		7T1099	1	LINK					
		8F9836	2	LUG					
	4	1439290	1	PLATE AS					
M		6V9632	2	NUT-WELD					
	5	8X5680	1	FILM					
	6	1058681	1	GATE AS					
		8X3798	1	GATE					
	7	1069932	1	LENS					
	8	7M0706	1	KNOB					
	9	8C5337	1	CONTROL GP-TRANSMISSION					
M	10	9X2045	4	SCREW-TRUSS HEAD					
	11	1439286	1	COVER					
	12	8X4879	2	BRACKET AS (EACH INCLUDES)					
M		6V9632	1	NUT-WELD					
M	13	9X2042	2	SCREW-TRUSS HEAD					
	14	8X8096	1	FILM					
M	15	9X2041	10	SCREW-TRUSS HEAD					

M-METRIC PART

F-695248 CP

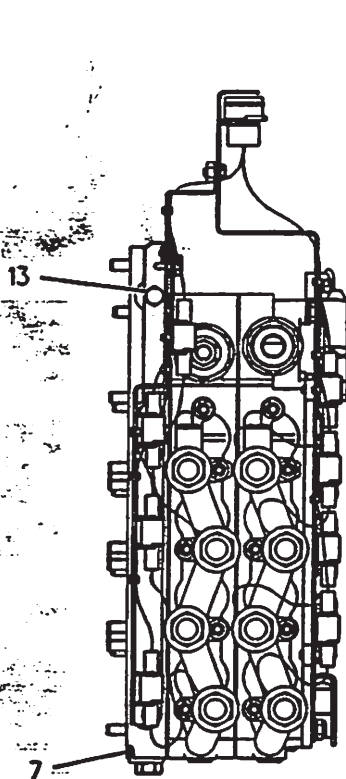
3167

8W5595 CONTROL GP-TRANSMISSION

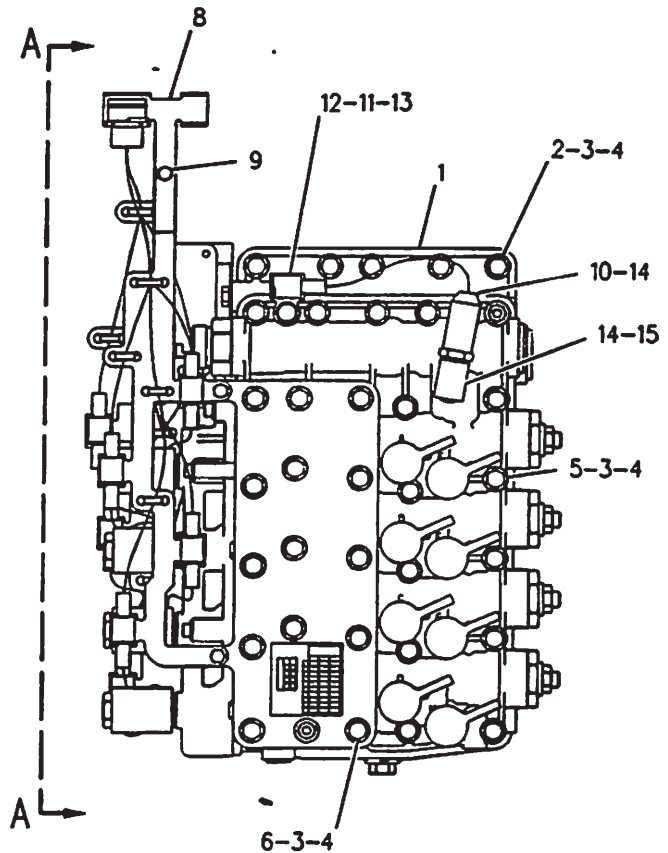
Shifter

Part Of 1124112 Chassis Ar

POWER TRAIN



VIEW A-A



NOTE	REF NO	PART NUMBER	QTY	PART NAME	NOTE	REF NO	PART NUMBER	QTY	PART NAME
Y	1	6Y7822	1	VALVE GP-TRANSMISSION CONTROL					
M	2	6V3918	5	BOLT					
	3	9P9150	66	WASHER (.84MM THK)					
	4	1T0738	33	WASHER (1.83MM THK)					
M	5	8C4984	14	BOLT					
M	6	3E8005	14	BOLT					
	7	4S5879	1	SEAL-O-RING					
	8	9U9312	1	HARNESS AS					
M	9	8T0639	3	BOLT					
	10	1117088	1	SWITCH AS-PRESSURE					
		7N7779	1	SOCKET					
		7N7780	1	PIN-CONNECTOR					
		7N9738	1	HOUSING-RECEPTACLE					
	11	9G9150	1	CLIP (TAB)					
	12	9M1974	1	WASHER-HARD					
M	13	6V5217	3	BOLT					
	14	3J1907	2	SEAL-O-RING (11.89MM ID)					
	15	6V0484	1	ADAPTER-O-RING					

M-METRIC PART
Y-SEPARATE ILLUSTRATION

F-600047 CP

3167

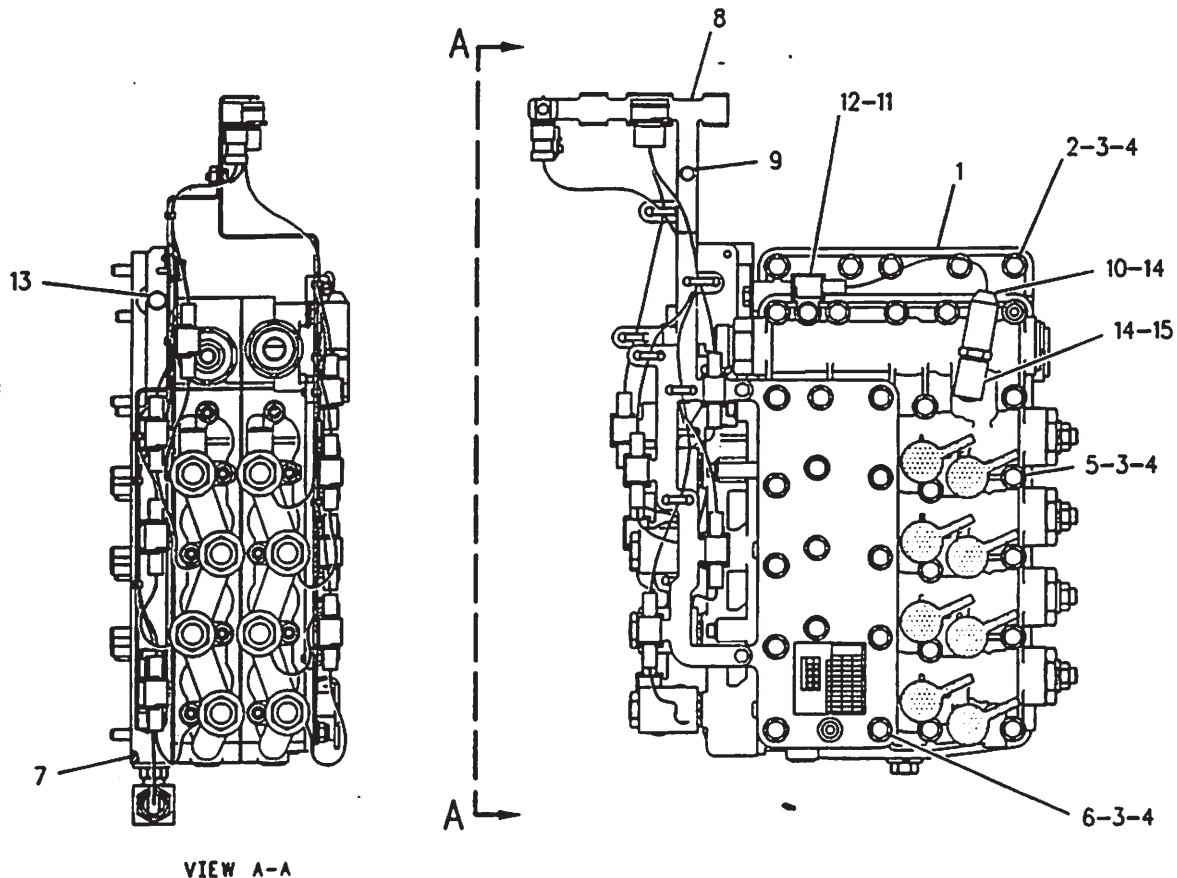
6Y7821 CONTROL GP-TRANSMISSION HYD

Transmission S/N 7LX750-99999

6Y7822-Page 205

Part Of 9W7115 Transmission Ar

POWER TRAIN

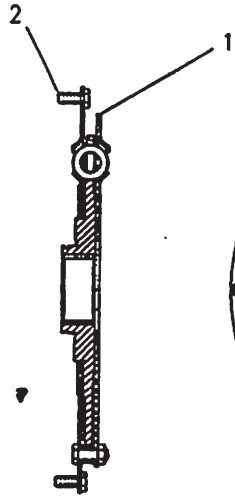


NOTE	REF NO	PART NUMBER	QTY	PART NAME	NOTE	REF NO	PART NUMBER	QTY	PART NAME
Y	1	1459533	1	VALVE GP-TRANSMISSION CONTROL					
M	2	6V3918	5	BOLT					
	3	9P9150	66	WASHER (.84MM THK)					
	4	1T0738	33	WASHER (1.83MM THK)					
M	5	8C4984	14	BOLT					
M	6	3E8005	14	BOLT					
	7	4S5879	1	SEAL-O-RING					
	8	1471771	1	HARNESS AS					
M	9	8T0639	3	BOLT					
	10	1117088	1	SWITCH AS-PRESSURE (INCHING)					
		7N7779	1	SOCKET					
		7N7780	1	PIN-CONNECTOR					
		7N9738	1	HOUSING-RECEPTACLE					
	11	9G9150	1	CLIP (TAB)					
	12	9M1974	1	WASHER-HARD					
M	13	6V5217	3	BOLT					
	14	3J1907	2	SEAL-O-RING (11.89MM ID)					
	15	6V0484	1	ADAPTER-O-RING					

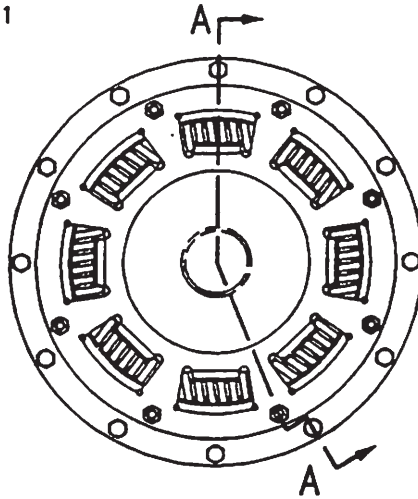
M-METRIC PART
Y-SEPARATE ILLUSTRATION

F-699749 CP

POWER TRAIN



SECTION A-A



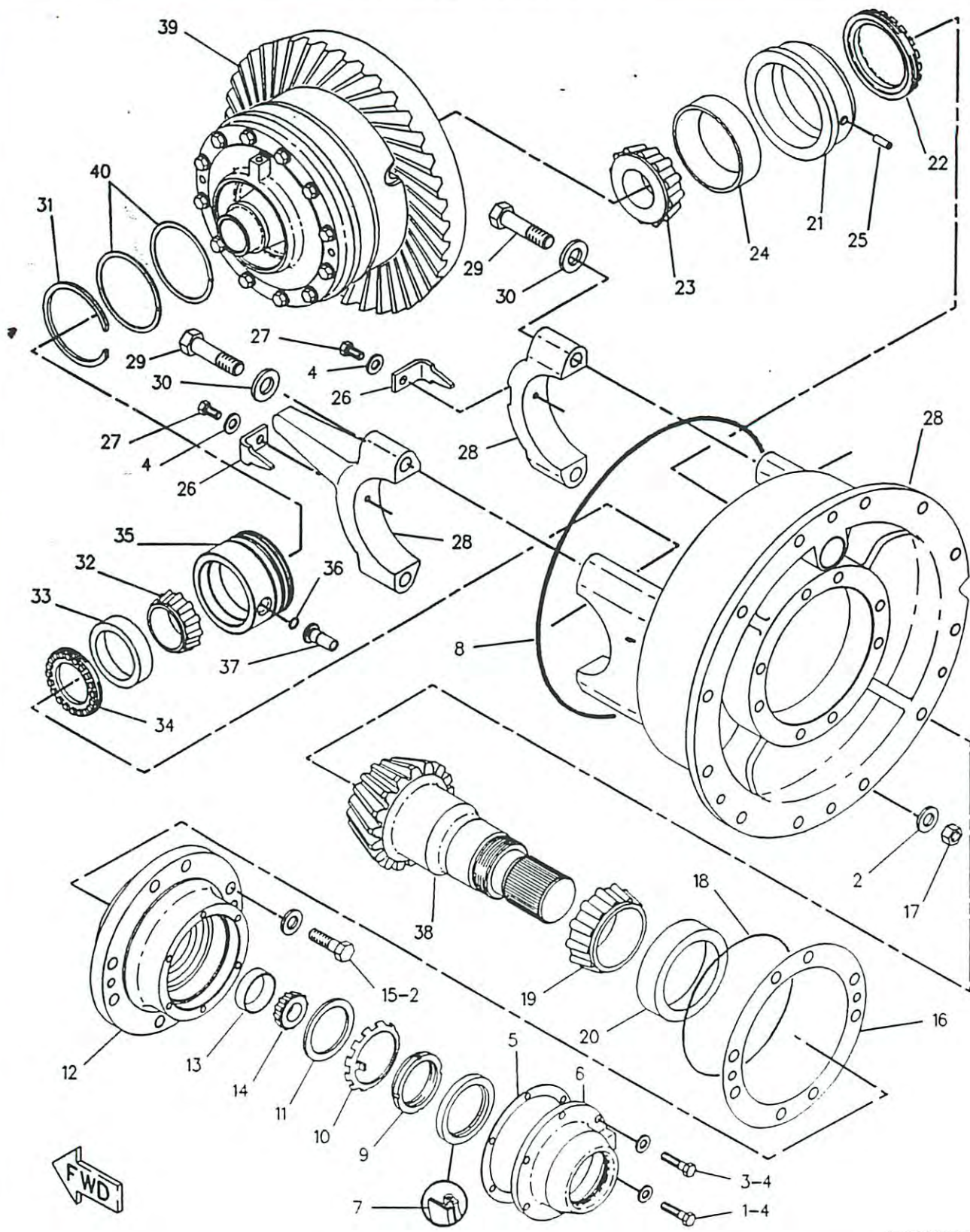
NOTE	REF NO	PART NUMBER	QTY	PART NAME
	1	8E1368	1	COUPLING AS
	2	OS1594	12	BOLT

F-569588 EP

3279

8E3366 COUPLING GP-TORSIONAL
Drive
Part Of 1124121 Power Train Ar

POWER TRAIN



F-569597 EP

3280

8W5430 DIFFERENTIAL & BEVEL GEAR GP
Part Of 1124121 Power Train Ar

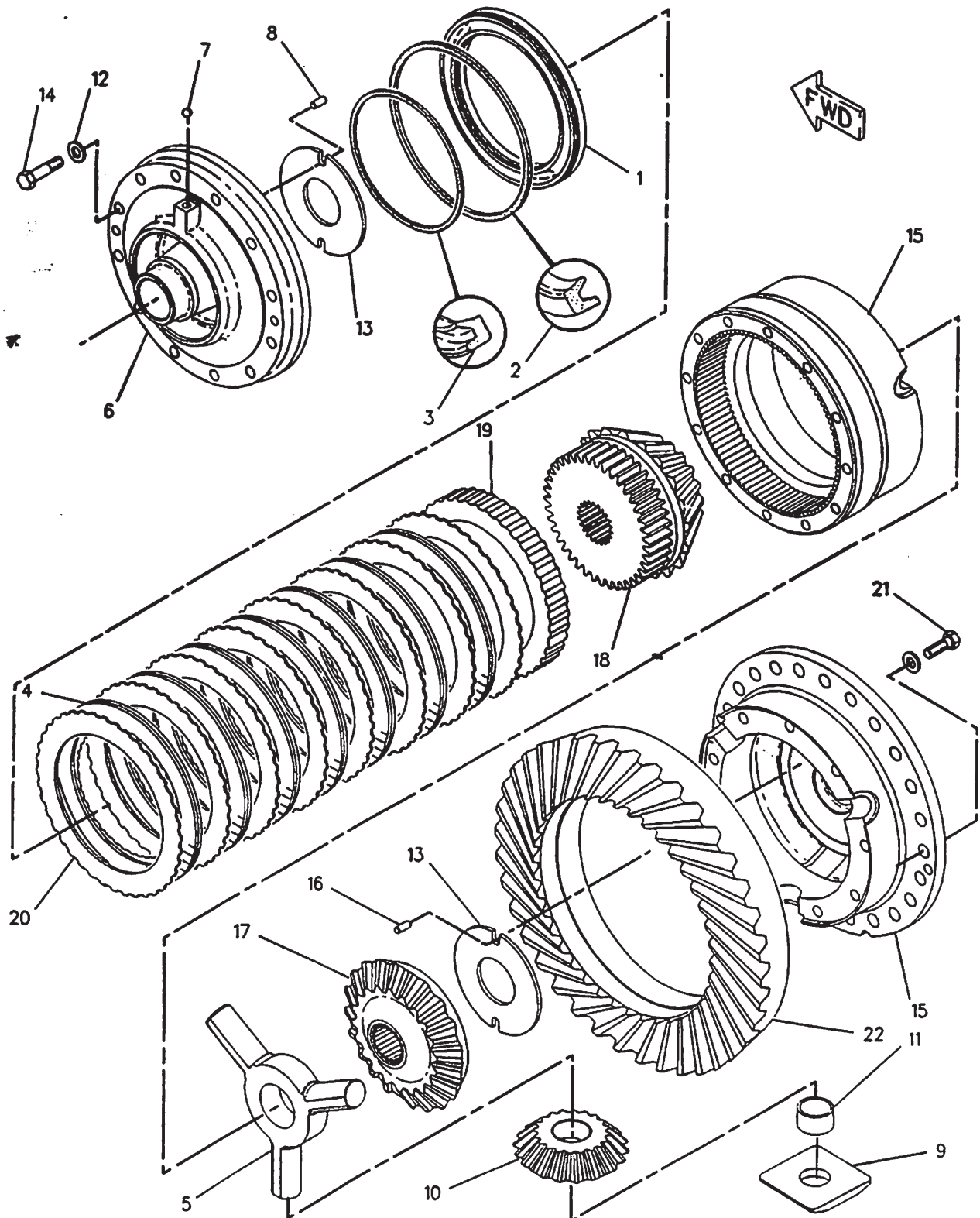
POWER TRAIN

NOTE	REF NO	PART NUMBER	QTY	PART NAME	NOTE	REF NO	PART NUMBER	QTY	PART NAME
	1	5D9844	1	BOLT-LOCKING					
	2	5P8247	20	WASHER-HARD (3.5MM THK)					
	3	343557	5	BOLT-LOCKING					
	4	5M2894	8	WASHER (2.5MM THK)					
	5	2K5109	1	GASKET					
	6	8W5279	1	RETAINER					
	7	5K2595	1	SEAL-LIP					
	8	8T8883	1	SEAL-O-RING					
	9	5P5813	1	LOCKNUT-BEARING					
	10	9B0143	1	LOCK-NUT					
	11	7D8347	1	WASHER					
	12	8X2534	1	HOUSING					
	13	5L2031	1	CUP-ROLLER BEARING					
	14	5L2030	1	CONE-ROLLER BEARING					
	15	9X8880	8	BOLT					
	16	2K5108	1	SHIM					
	17	4K0367	12	NUT					
	18	4H6520	1	SEAL-O-RING					
	19	1J4757	1	CONE-BEARING					
	20	1J2860	1	CUP-ROLLER BEARING					
	21	8D8197	1	CAGE					
	22	6G4703	1	NUT					
	23	1262729	1	CONE-SPECIAL TAPERED					
	24	5P2503	1	CUP					
	25	6F0698	1	DOWEL					
	26	8D9784	2	LOCK					
	27	308535	2	BOLT-LOCKING					
	28	8X2525	1	CARRIER AS					
	29	OS1756	4	BOLT					
	30	5P8248	4	WASHER-HARD (3.5MM THK)					
	31	4D5292	1	RING-RETAINING					
	32	1P2662	1	CONE-ROLLER BEARING					
	33	1P2636	1	CUP-ROLLER BEARING					
	34	6G4701	1	NUT					
	35	8X2308	1	CAGE AS					
		2D6642	1	BALL					
	36	2H5001	1	SEAL (5.94MM ID)					
	37	8W5111	1	SLEEVE					
	38	8X2056	1	SHAFT-PINION (15 TEETH)					
Y	39	8W5112	1	DIFFERENTIAL GP					
	40	9G2991	2	RING-SEAL					

Y-SEPARATE ILLUSTRATION

604027 CP

POWER TRAIN



F-689114 CP

3258

8W5112 DIFFERENTIAL GP
Part Of 8W5430 Differential & Bevel Gear

POWER TRAIN

NOTE	REF NO	PART NUMBER	QTY	PART NAME	NOTE	REF NO	PART NUMBER	QTY	PART NAME
	1	5T9628	1	PISTON					
	2	7D8225	1	SEAL-RING					
	3	7D8226	1	SEAL-RING					
	4	6Y7954	7	DISC-FRICTION					
	5	8W5207	1	SPIDER					
	6	8X2528	1	HOUSING AS					
	7	2D6642	1	BALL					
	8	3D6509	2	DOWEL					
	9	8X4641	3	SPACER-THRUST					
	10	1153608	3	PINION AS (14 TEETH)					
	11	8D4072	1	BEARING					
	12	5P8245	12	WASHER					
	13	8D4064	2	WASHER-THRUST					
	14	2B0947	12	BOLT					
	15	8X4556	1	HOUSING AS					
	16	3D6509	2	DOWEL					
	17	1094582	1	GEAR-BEVEL (24 TEETH)					
	18	1094583	1	GEAR-BEVEL (24 TEETH)					
	19	8D4282	1	DISC					
	20	7D8185	8	DISC					
	21	5B0841	24	BOLT					
		5P8247	24	WASHER-HARD					
	22	1425757	1	GEAR-BEVEL (54 TEETH)					

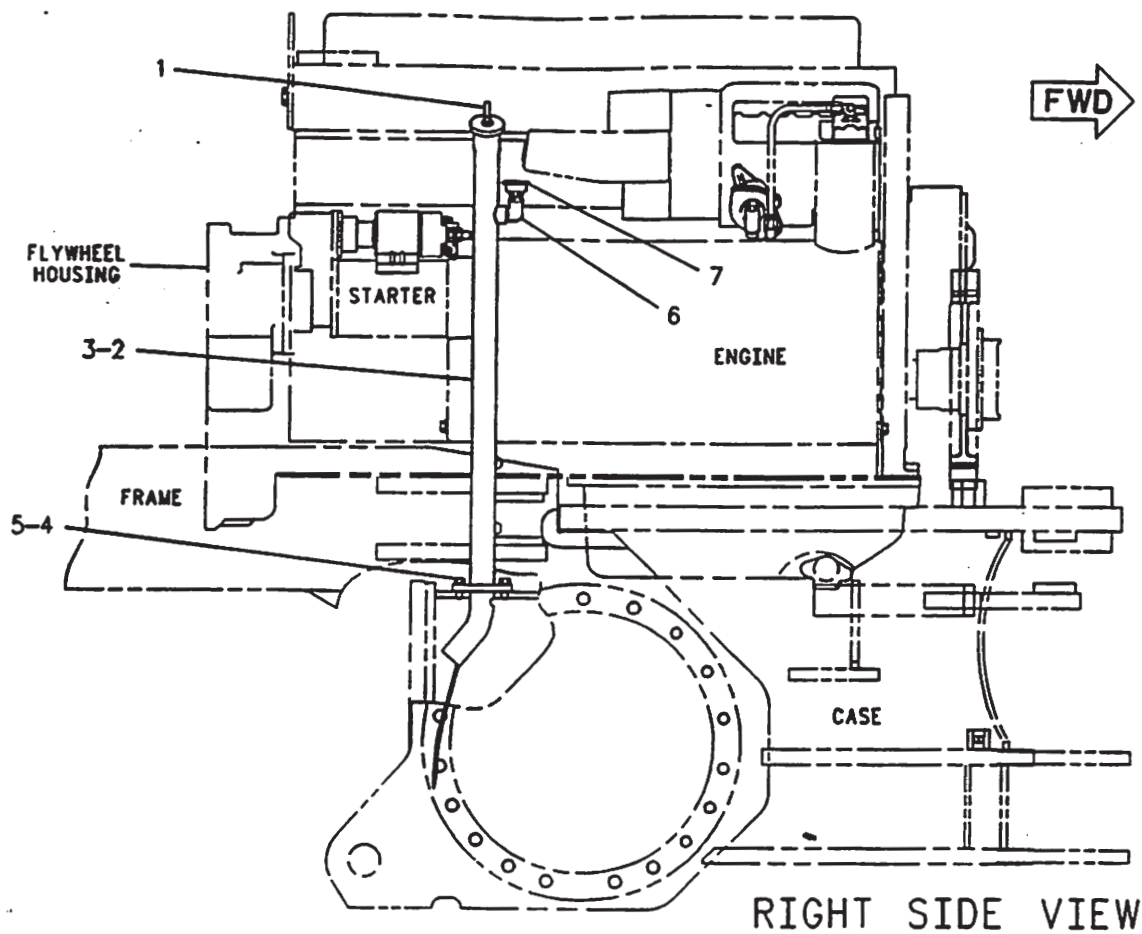
689115 CP

3258

8W5112 DIFFERENTIAL GP
Part Of 8W5430 Differential & Bevel Gear

Part Of 8W5430 Differential & Bevel Gear

POWER TRAIN



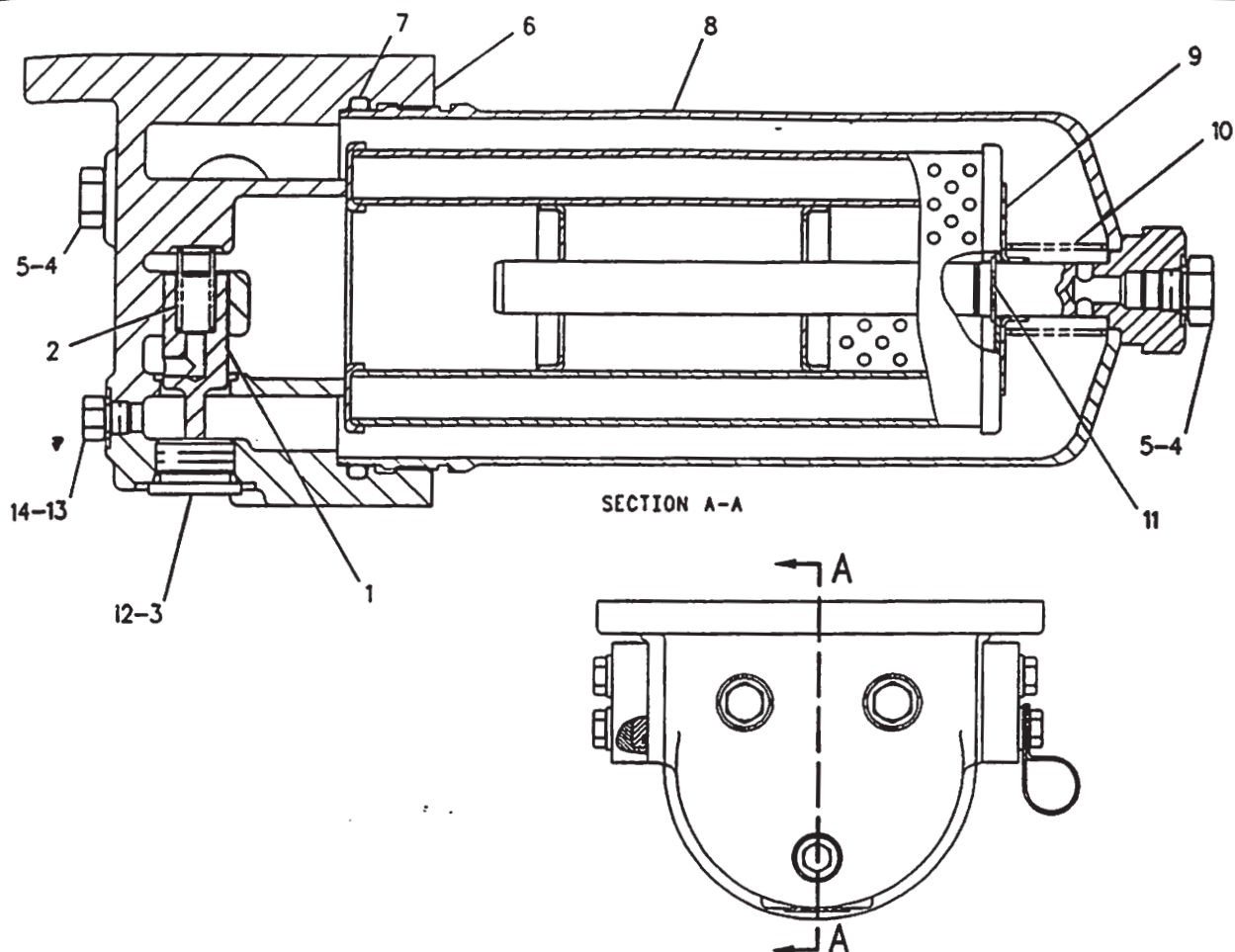
NOTE	REF NO	PART NUMBER	QTY	PART NAME	NOTE	REF NO	PART NUMBER	QTY	PART NAME
	1	8X4271	1	GAUGE AS					
	2	8X4270	1	TUBE AS					
	3	8B1615	1	GASKET					
	4	500353	2	BOLT-LOCKING					
	5	8T4896	2	WASHER-HARD					
	6	7J8611	1	ELBOW					
	7	9G5127	1	BREATHER (DIFFERENTIAL)					

F-593769 EP

3005

8W5926 FILLER GP-POWER TRAIN OIL
Part Of 1124121 Power Train Ar

POWER TRAIN



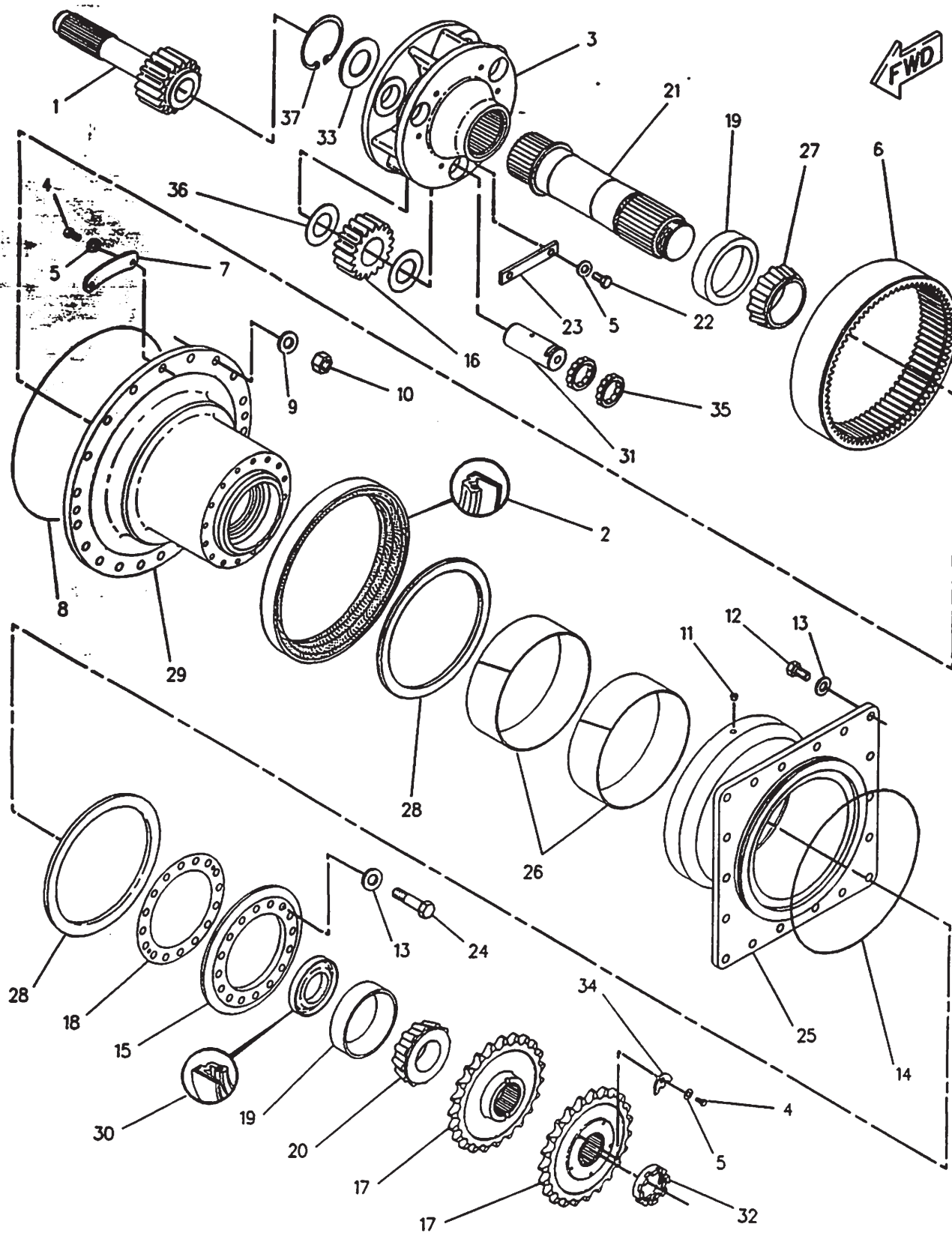
NOTE	REF NO	PART NUMBER	QTY	PART NAME	NOTE	REF NO	PART NUMBER	QTY	PART NAME
	1	3T0688	1	SPOOL					
	2	9M1986	1	SPRING					
	3	9S8008	1	PLUG-O-RING					
	4	9S4191	3	PLUG-O-RING					
	5	3J1907	3	SEAL-O-RING (11.89MM ID)					
	6	1250542	1	BASE-TMSN OIL FILTER					
	7	2S8439	1	SEAL-O-RING (123.19MM ID)					
	8	3P0887	1	HOUSING AS					
	9	7S6745	1	RETAINER					
	10	3S8652	1	SPRING					
	11	2J6356	1	RING-RETAINING					
	12	3D2824	1	SEAL-O-RING (23.47MM ID)					
	13	9S4182	1	PLUG					
	14	3J7354	1	SEAL-O-RING (8.92MM ID)					

F-604115 CP

3067

1253286 FILTER GP-TRANSMISSION
Part Of 8W6235 Lines-Transmission Oil

POWER TRAIN



F-600554 CF

4050

8W4368 FINAL DRIVE GP
Part Of 1124121 Power Train Ar

POWER TRAIN

NOTE	REF NO	PART NUMBER	QTY	PART NAME	NOTE	REF NO	PART NUMBER	QTY	PART NAME
	1	8X2262	2	SHAFT-SUN GEAR					
	2	6V8081	2	SEAL-LIP					
	3	8D3591	2	CARRIER-PLANETARY					
	4	308535	18	BOLT-LOCKING					
	5	5M2894	30	WASHER					
	6	7D7889	2	GEAR-RING (72 TEETH)					
	7	7D0035	8	PLATE					
	8	7S4571	2	SEAL-O-RING					
	9	5P8248	38	WASHER-HARD					
	10	2J3506	38	NUT-FULL					
	11	9F2247	2	PLUG-PIPE					
	12	5P4253	36	BOLT-LOCKING					
	13	4D3704	68	WASHER-HARD					
	14	4D6695	2	SEAL-O-RING					
	15	6G1953	2	RETAINER					
	16	1292381	6	GEAR-PLANET (26 TEETH)					
	17	8W8317	4	SPROCKET					
B	18	6G3212	2	SHIM PACK (INCL 10 SHIMS)					
	19	1P4693	4	CUP-ROLLER BEARING					
	20	5P3490	2	CONE-ROLLER BEARING					
	21	8W4142	2	SHAFT-DRIVE					
	22	5D0353	12	BOLT-LOCKING					
	23	7D0028	6	RETAINER					
	24	8S9092	32	BOLT					
	25	5T7125	2	HOUSING					
	26	5T7133	4	RING-WEAR					
	27	1P4694	2	CONE-ROLLER BEARING					
	28	6G3206	4	WASHER-THRUST					
	29	5T7129	2	HOUSING					
	30	8D3902	2	SEAL-LIP					
	31	8W2308	6	SHAFT-PLANETARY					
	32	8D3540	2	NUT					
	33	8D3885	2	WASHER					
	34	8W4141	2	LOCK					
	35	1S9110	12	ROLLER AS					
	36	8X8377	12	WASHER					
	37	8D3886	2	RING-RETAINING					

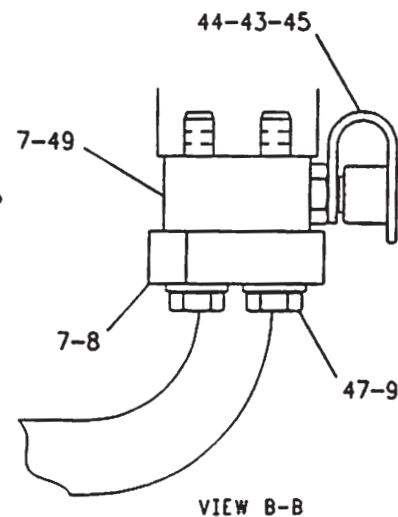
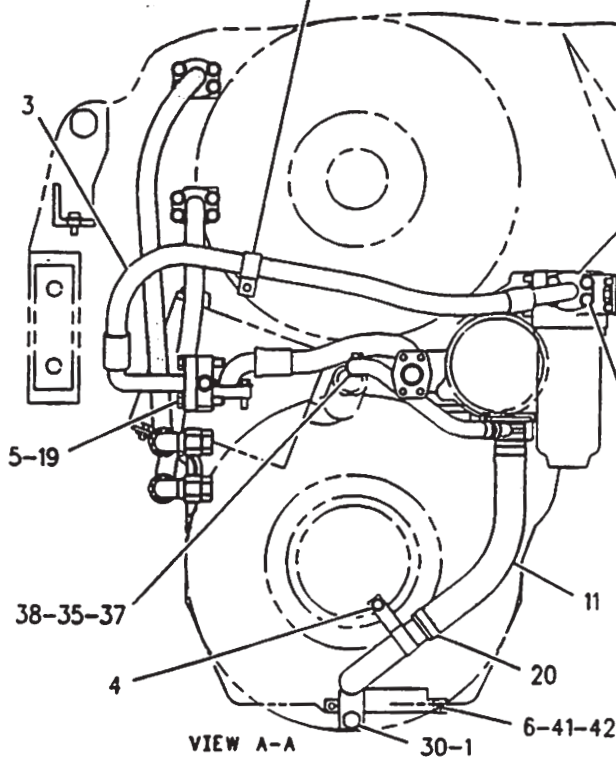
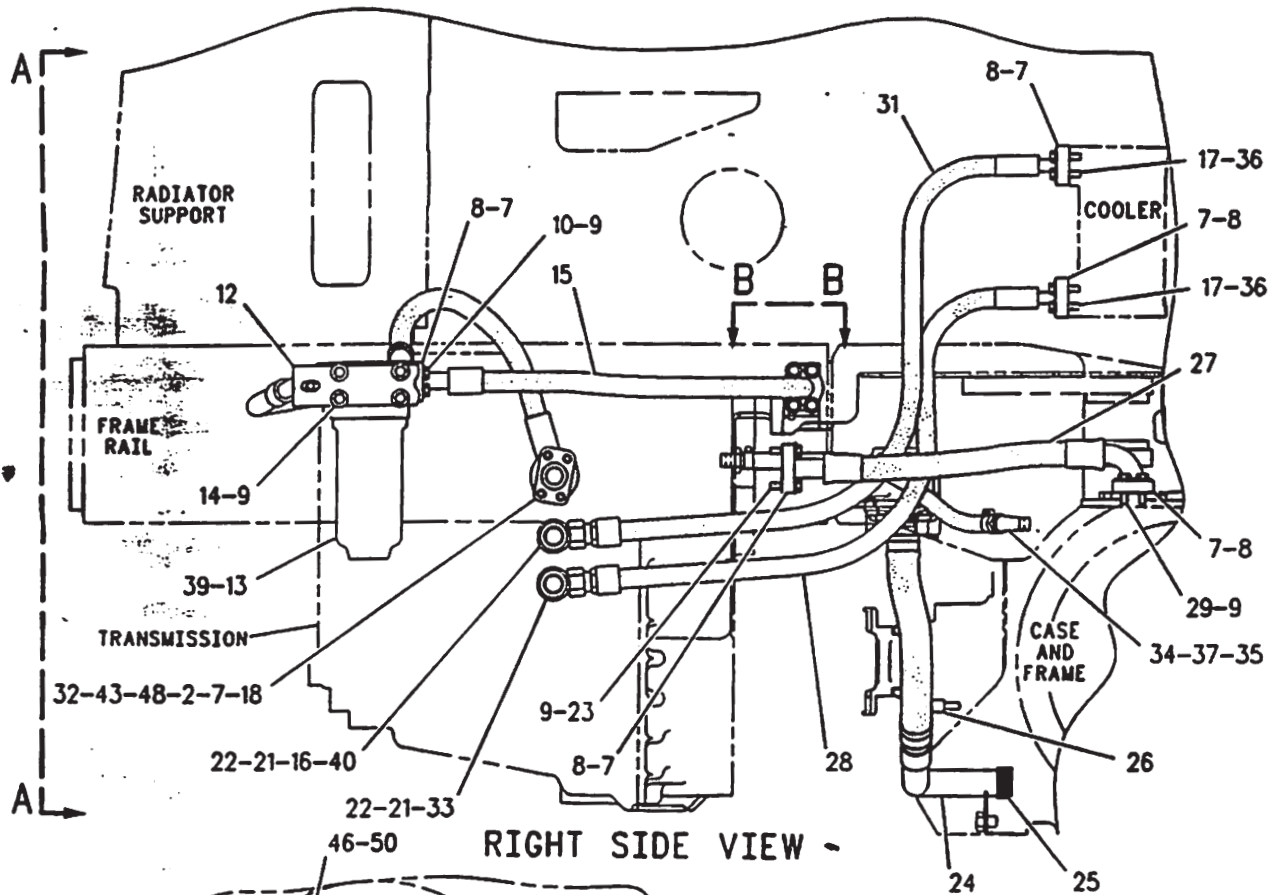
B-USE AS REQUIRED

712486 P

4050

8W4368 FINAL DRIVE GP
Part Of 1124121 Power Train Ar

POWER TRAIN



POWER TRAIN

NOTE	REF NO	PART NUMBER	QTY	PART NAME	NOTE	REF NO	PART NUMBER	QTY	PART NAME
	1	8X8916	1	PLATE					
	2	8X7487	1	ADAPTER					
	3	8X7283	1	HOSE AS					
	4	9C9467	1	CLIP					
	5	8T4223	4	WASHER-HARD (3MM THK)					
	6	1139048	1	BAFFLE					
	7	4J0520	9	SEAL-O-RING (32.92MM ID)					
	8	1P4577	14	FLANGE-HALF					
	9	8T4121	20	WASHER (2.5MM THK)					
M	10	8T4186	8	BOLT (M10X1.50X40MM)					
	11	8X7317	1	HOSE					
	12	4L9337	4	BOLT (3/8-16X1.50IN)					
Y	13	1253286	1	FILTER GP-TRANSMISSION					
	14	7W9094	4	SPACER (9MM THK)					
	15	1188062	1	HOSE AS					
B	16	8T0197	1	CONNECTOR-SEAL (83.5MM OD)					
	17	3B1915	8	BOLT (3/8-16X1.375IN)					
	18	6V0397	2	FLANGE-HALF					
M	19	8T4910	4	BOLT (M12X1.75X60MM)					
	20	9M2904	2	CLAMP-HOSE					
	21	7M8485	2	SEAL-O-RING (29.74MM ID)					
	22	6V9746	2	SEAL-O-RING (18.94MM ID)					
M	23	8T4196	4	BOLT (M10X1.50X35MM)					
	24	8X5121	1	TUBE					
	25	4F7389	2	SEAL-O-RING (37.47MM ID)					
	26	9C5344	1	SPACER (18MM THK)					
	27	8X7332	1	HOSE AS					
	28	1087823	1	HOSE AS					
	29	5P9938	4	BOLT-LOCKING					
	30	7X0342	1	BOLT (5/8-11X.74IN)					
	31	1087824	1	HOSE AS					
	32	4J0522	1	SEAL-O-RING (37.69MM ID)					
	33	6V8716	1	CONNECTOR-SEAL					
	34	3B7732	1	ELBOW-STREET					
	35	5D1026	2	CLAMP-HOSE					
	36	5M2894	8	WASHER (2.5MM THK)					
	37	57898	2	CONNECTOR-HOSE					
E	38	5P0765	1	HOSE (47CM)					
	39	1R0719	1	ELEMENT AS-HYDRAULIC					
B	40	6V8716	1	CONNECTOR-SEAL (49.8MM OD)					
	41	8T4896	6	WASHER-HARD (2.5MM THK)					
	42	1L0509	2	BOLT (3/8-16X.74IN)					
	43	3J1907	2	SEAL-O-RING (11.89MM ID)					
	44	6V0852	1	CAP-DUST					
	45	6V3965	1	NIPPLE AS					
	46	5P7854	1	CLIP					
M	47	8T6466	4	BOLT (M10X1.50X60MM)					
	48	9S4191	1	PLUG-O-RING (9/16-18 THD)					
	49	1180424	1	ADAPTER					
M	50	6V3940	1	BOLT (M8X1.25X25MM)					

B-USE AS REQUIRED
E-ORDER BY THE CENTIMETER
M-METRIC PART
Y-SEPARATE ILLUSTRATION

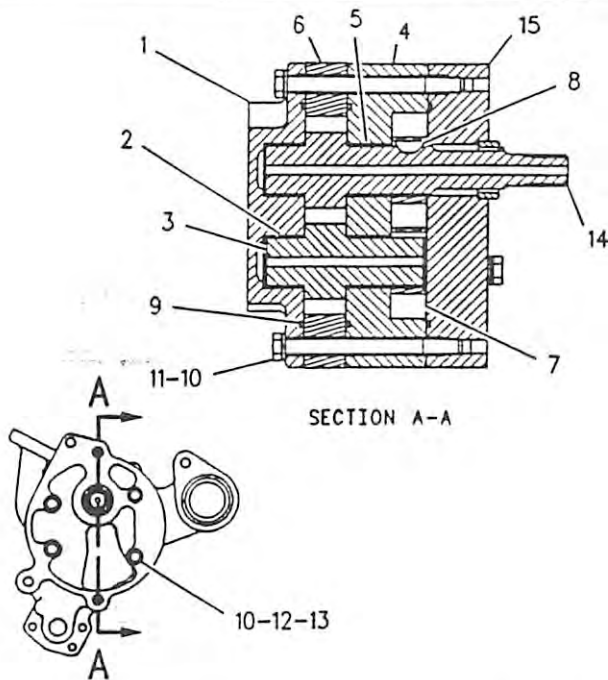
623310 CP

POWER TRAIN

	PAGE
1 7D8440 BRAKE GP-SERVICE.....	237
1 8W5470 CASE & FRAME GP.....	219
1 6G1755 CHAIN GP.....	170
1 8E3366 COUPLING GP-TORSIONAL.....	185
1 8W5430 DIFFERENTIAL & BEVEL GEAR GP.....	186
1 8W5926 FILLER GP-POWER TRAIN OIL.....	190
1 8W4368 FINAL DRIVE GP.....	192
1 8W6235 LINES GP-TRANSMISSION OIL.....	194
1 8W5394 SHAFT GP-DRIVE.....	198
1 8W9292 TANDEM & COVER GP.....	200
1 7D9450 TIRE GP.....	200.02
1 9W7115 TRANSMISSION AR.....	202
S/N 7LX750-99999	
1 1442234 TRANSMISSION AR.....	203
S/N 4MY440-UP	
1 1235265 WHEEL GP.....	214

637973 P

POWER TRAIN



NOTE	REF NO	PART NUMBER	QTY	PART NAME
	1	9N4163	1	COVER AS-PUMP
	2	1M3780	2	BEARING
	3	9N4162	1	GEAR AS-OIL PUMP (12 TEETH)
	4	2B9373	1	KEY-WOODRUFF
	5	9N4159	1	BODY AS-OIL PUMP
	6	1M3780	2	BEARING
	7	5S4385	1	BODY AS-OIL PUMP
	8	8M8489	4	DOWEL
	9	9N4158	2	GEAR-OIL PUMP (8 TEETH)
	10	2B9373	1	KEY-WOODRUFF
	11	2D8009	3	SEAL-O-RING
	12	3S0004	6	WASHER
M	13	8T5030	2	BOLT
	14	6Y5010	8	WASHER
M	15	8C2926	4	BOLT
		9N4161	1	GEAR AS-OIL PUMP (12 TEETH)
		2B9373	1	KEY-WOODRUFF
		9N4156	1	MANIFOLD AS-PUMP
		8M8489	2	DOWEL

M-METRIC PART

F-570176 EP

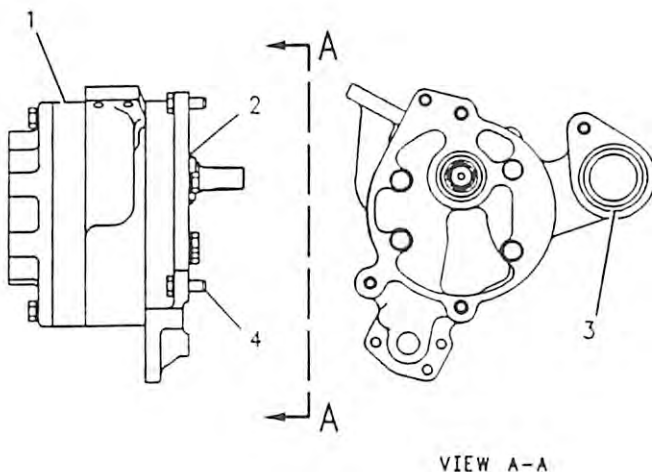
3066

6Y8764 PUMP GP-GEAR

2 Section

Transmission S/N 7LX750-99999, 4MY440-Up

Part Of 6Y8765 Pump-Gear



NOTE	REF NO	PART NUMBER	QTY	PART NAME
Y	1	6Y8764	1	PUMP GP-GEAR
	2	4F7952	1	SEAL-O-RING (37.7MM ID)
	3	7F8268	1	SEAL-O-RING
M	4	6V1820	3	BOLT

M-METRIC PART
Y-SEPARATE ILLUSTRATION

F-570171 EP

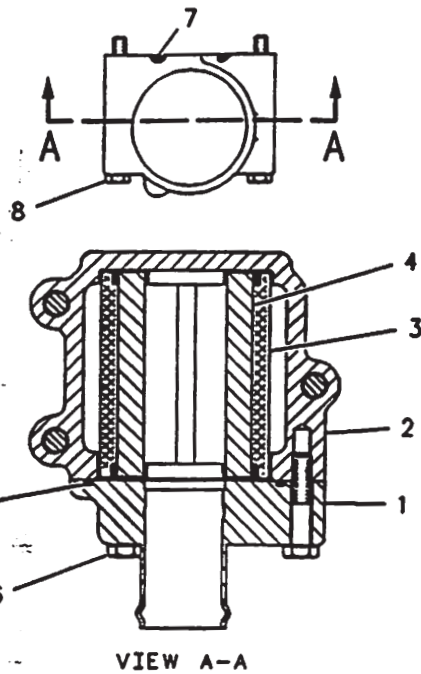
3066

6Y8765 PUMP GP-GEAR

2 Section. Transmission S/N 7LX750-99999, 4MY440-Up

6Y8764-Page 197

POWER TRAIN



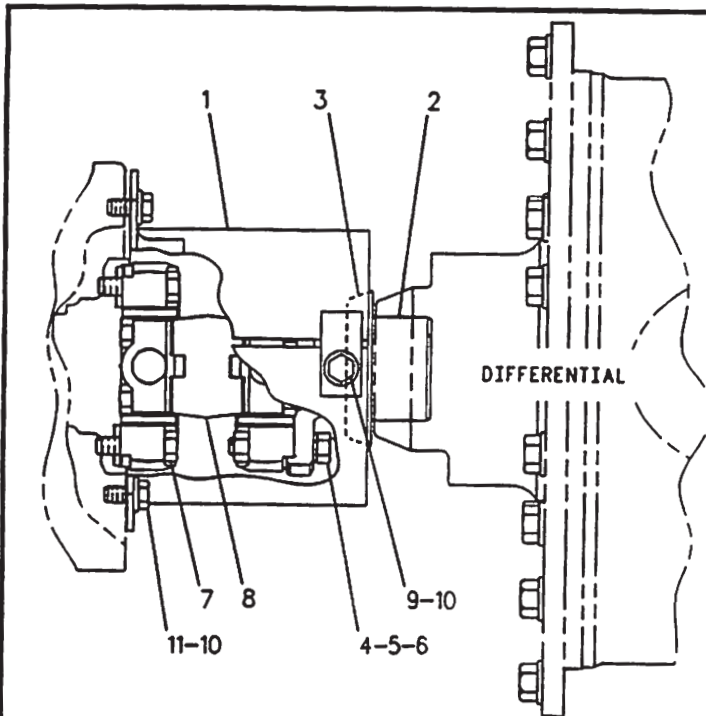
NOTE	REF NO	PART NUMBER	QTY	PART NAME
	1	6Y3861	1	COVER AS
	2	6Y3860	1	HOUSING-FILTER
	3	8S9130	1	SCREEN-SUCTION
	4	8S9129	1	FILTER-MAGNETIC (TRANSMISSION)
	5	5P3863	1	SEAL-O-RING (82.22MM ID)
M	6	6V5219	3	BOLT (MBX1.25X20MM)
	7	5F8000	1	SEAL-O-RING (50.39MM THD)
M	8	8T0355	3	BOLT (M10X1.50X110MM)

M-METRIC PART

F-600456 CP

3067

9W5134 SCREEN GP-MAGNETIC
Transmission S/N 7LX750-99999, 4MY440-Up
Part Of 9W7115, 1442234 Transmission Ars



NOTE	REF NO	PART NUMBER	QTY	PART NAME
	1	8X5620	2	SHIELD AS
M		8T3597	1	NUT-WELD
	2	8W1592	1	YOKE AS
		3K0986	1	PLUG
	3	3K0196	1	GUARD-DIRT
	4	OS1604	4	BOLT
	5	5P7213	4	WASHER-HARD
	6	6B6684	4	NUT-FULL
	7	OS1579	4	BOLT
Y	8	8X5005	1	UNIVERSAL JOINT GP
M	9	8T4179	2	BOLT
	10	8T4223	6	WASHER-HARD
M	11	8T4192	4	BOLT

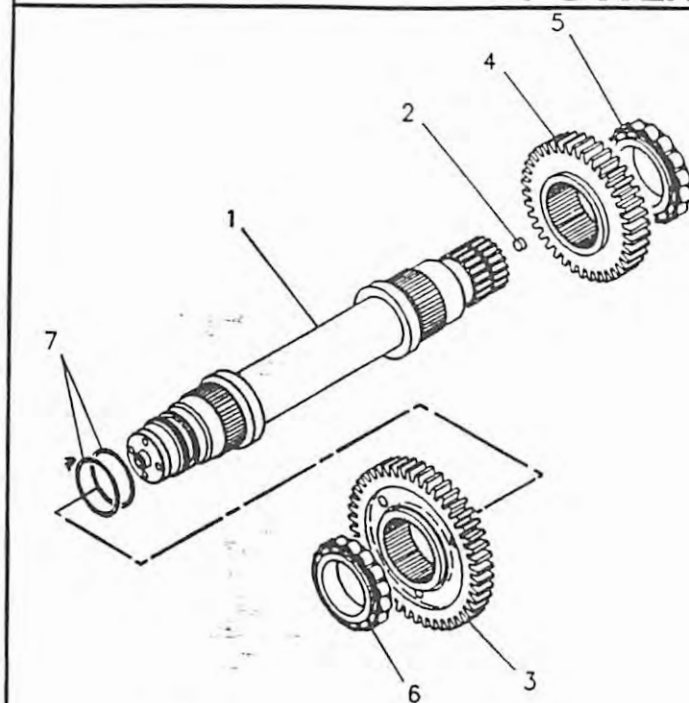
M-METRIC PART
Y-SEPARATE ILLUSTRATION

F-571552 EP

3253

8W5394 SHAFT GP-DRIVE
8X5005-Page 204
Part Of 1124121 Power Train Ar

POWER TRAIN



NOTE	REF NO	PART NUMBER	QTY	PART NAME
	1	6Y1870	1	SHAFT AS-INPUT
	2	OL1026	1	PLUG-CUP
	3	6Y0591	1	GEAR (45 TEETH)
	4	6Y0590	1	GEAR (38 TEETH)
	5	2H6490	1	BEARING-INNER
	6	1M4095	1	BEARING-INNER
	7	3T4377	2	SEAL-RING

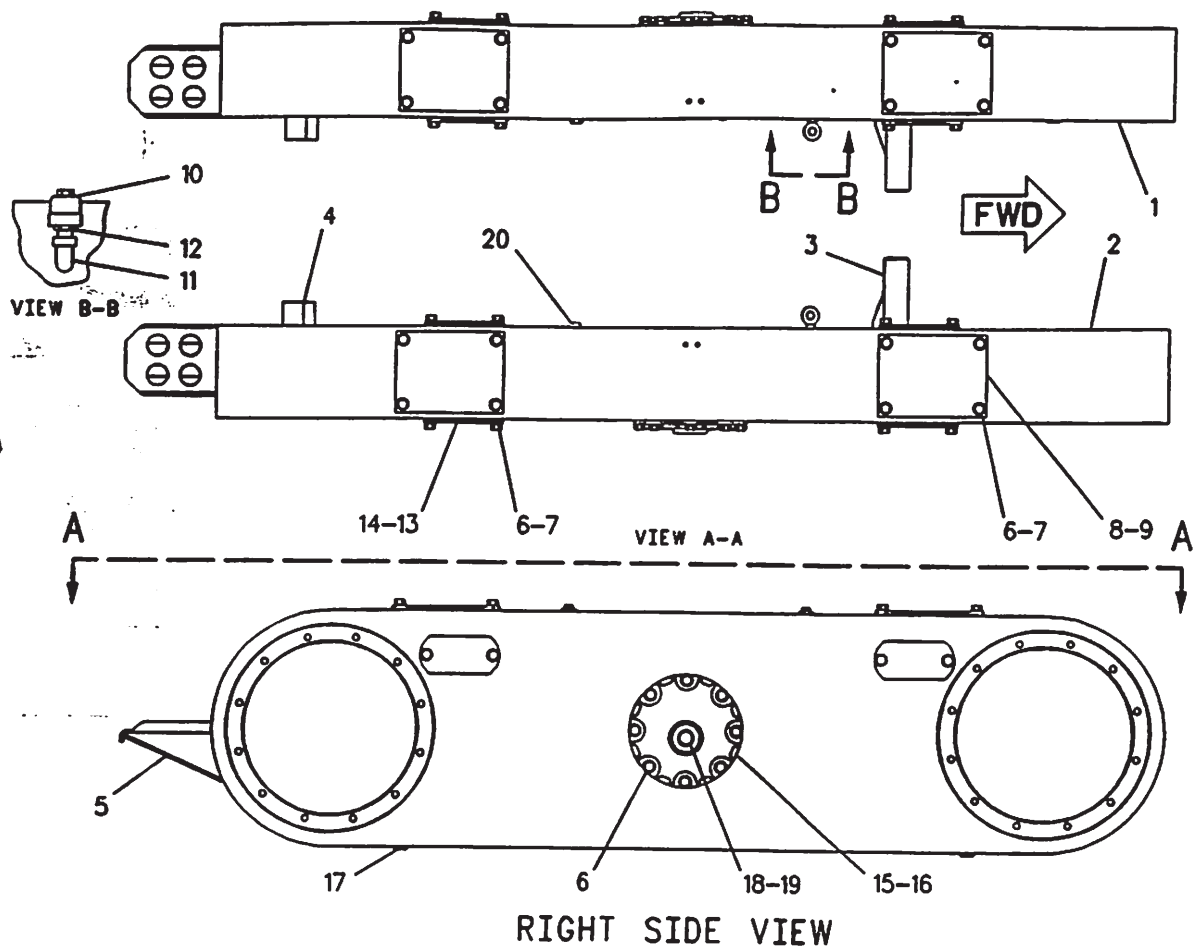
F-570138 EP

3063

6Y2300 SHAFT GP-INPUT

Transmission S/N 7LX750-99999, 4MY440-Up
Part Of 9W7115, 1442234 Transmission Ars

POWER TRAIN



RIGHT SIDE VIEW

NOTE	REF NO	PART NUMBER	QTY	PART NAME	NOTE	REF NO	PART NUMBER	QTY	PART NAME
	1	8X3747	1	HOUSING AS-TANDEM DRIVE (LH)					
	2	8X3748	1	HOUSING AS-TANDEM DRIVE (RH)					
	3	8D6684	1	(EACH HOUSING AS INCL) BAR					
	4	9D0565	1	STEP					
	5	9D0566	1	PLATE					
	6	8T6468	48	BOLT					
	7	5P8245	32	WASHER					
	8	7D6567	4	COVER					
	9	3D2981	4	GASKET					
	10	1F8488	2	BREATHER (TANDEM)					
	11	26453	2	ELBOW-PIPE					
	12	6B5072	2	BUSHING-TERMINAL					
	13	2B3148	8	COVER					
	14	2B3147	8	GASKET					
	15	2A6938	2	COVER					
	16	2G9791	2	GASKET					
	17	1B5174	2	PLUG-PIPE					
	18	9S4190	2	PLUG-O-RING (7/16-20 THD)					
	19	2M9780	2	SEAL-O-RING (19.18MM ID)					
	20	3J5389	2	PLUG					

F-626103 CP

POWER TRAIN

1 1233420 RIM AS

1 2D2511 VALVE GP-TIRE

1 9K7951 CAP-VALVE

1 6F3930 CORE-VALVE

1 7D5252 SPUD AS

1 2D2508 GROMMET

1 2D2509 NUT-LOCK

1 2D2558 TIRE-TRACTION - 13.00 X 24 10PR G-2

598421 P

4202

1235269 TIRE & RIM GP
Spare (13X24)
An Attachment

POWER TRAIN

NO SERVICEABLE PARTS

653682 P

4202

7D9450 TIRE GP
(13 X 24)
Part Of 1124121 Power Train Ar

POWER TRAIN

NO SERVICEABLE PARTS

638236 P

4202

9D5789 TIRE GP
(13X24) Part Of 1341213 Merchandise Ar
An Attachment

NO SERVICEABLE PARTS

638840 P

4202

9D5791 TIRE GP
(14X24)
An Attachment

POWER TRAIN

6 2D3199 TIRE-TUBELESS
14.00 X 24 - 10 PLY-G2

638841 P

4202

9D5792 TIRE GP
(14X24)
An Attachment

NO SERVICEABLE PARTS

638254 P

4203

1129927 TIRE GP
(13X24)
An Attachment

POWER TRAIN

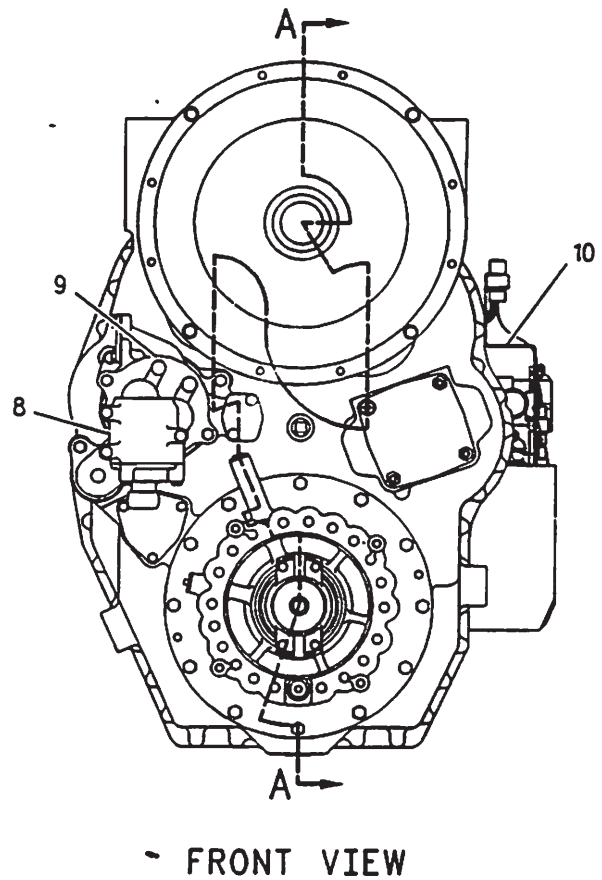
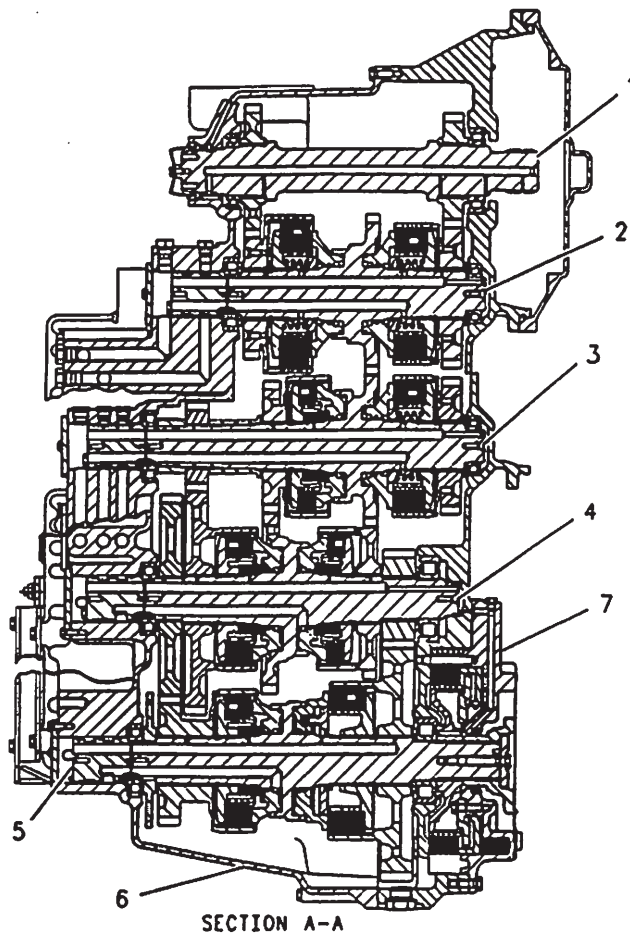
NO SERVICEABLE PARTS

638255 P

4203

1129928 TIRE GP
(14X24)
An Attachment

POWER TRAIN



NOTE	REF NO	PART NUMBER	QTY	PART NAME	NOTE	REF NO	PART NUMBER	QTY	PART NAME
Y	1	6Y2300	1	SHAFT GP-INPUT					
Y	2	6Y2301	1	CLUTCH GP-TRANSMISSION					
Y	3	6Y2302	1	CLUTCH GP-TRANSMISSION					
Y	4	6Y2303	1	CLUTCH GP-TRANSMISSION					
Y	5	8E9316	1	CLUTCH GP-TRANSMISSION					
Y	6	9W5128	1	CASE & PARTS GP-PLANETARY					
Y	7	9W5132	1	BRAKE GP-PARKING					
Y	8	9W5134	1	SCREEN GP-MAGNETIC					
Y	9	6Y8765	1	PUMP GP-GEAR					
Y	10	6Y7821	1	CONTROL GP-TRANSMISSION HYD					

Y-SEPARATE ILLUSTRATION

F-636931 CP

1408

9W7115 TRANSMISSION AR

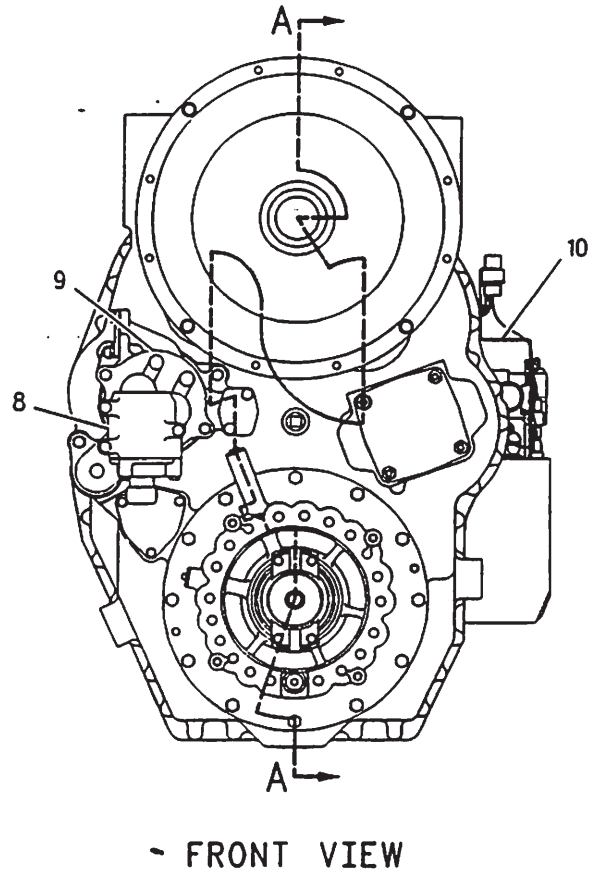
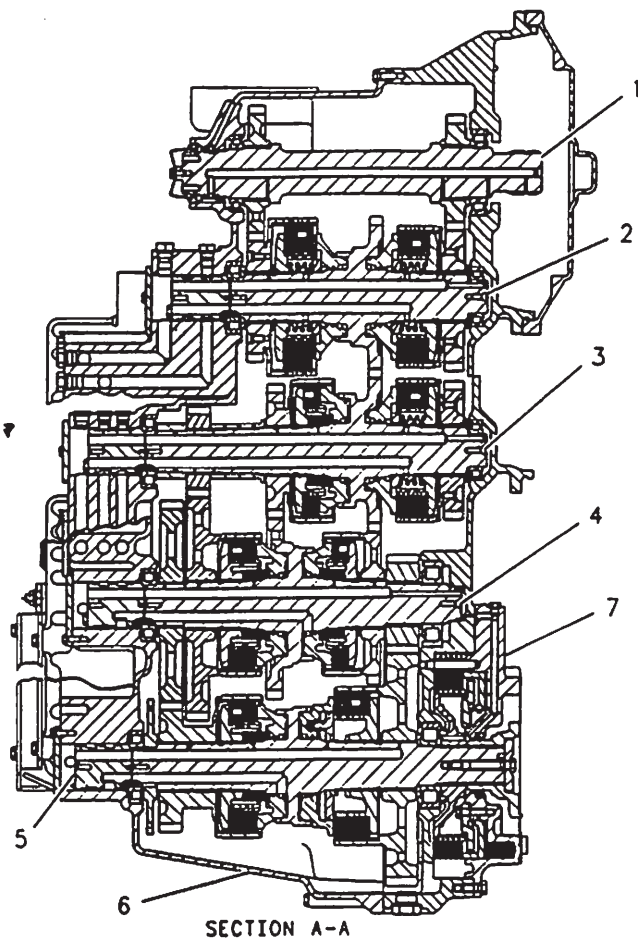
Transmission S/N 7LX750-99999

6Y2300-Page 199, 6Y2301-Page 172, 6Y2302-Page 174, 6Y2303-Page 176,
6Y7821-Page 184, 6Y8765-Page 197, 8E9316-Page 178, 9W5128-Page 164,
9W5132-Page 162, 9W5134-Page 198. Part Of 1124121 Power Train Ar

202

SEBP2491

POWER TRAIN



NOTE	REF NO	PART NUMBER	QTY	PART NAME	NOTE	REF NO	PART NUMBER	QTY	PART NAME
Y	1	6Y2300	1	SHAFT GP-INPUT					
Y	2	6Y2301	1	CLUTCH GP-TRANSMISSION					
Y	3	6Y2302	1	CLUTCH GP-TRANSMISSION					
Y	4	6Y2303	1	CLUTCH GP-TRANSMISSION					
Y	5	8E9316	1	CLUTCH GP-TRANSMISSION					
Y	6	1442205	1	CASE & PARTS GP-PLANETARY					
Y	7	9W5132	1	BRAKE GP-PARKING					
Y	8	9W5134	1	SCREEN GP-MAGNETIC					
Y	9	6Y8765	1	PUMP GP-GEAR					
Y	10	1459531	1	CONTROL GP-TRANSMISSION HYD					

Y-SEPARATE ILLUSTRATION

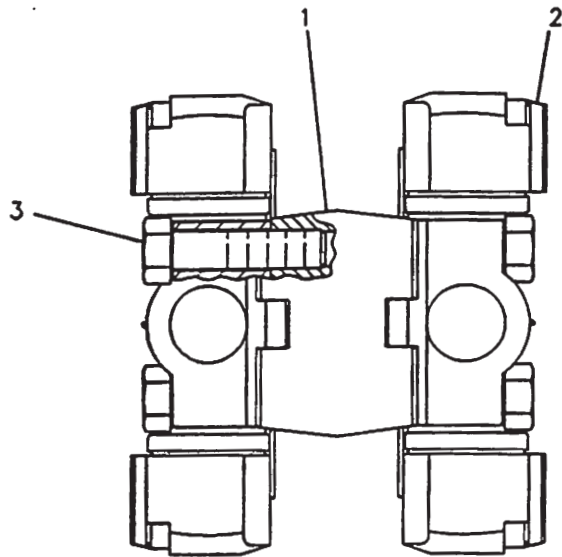
F-699728 CP

1442234 TRANSMISSION AR Transmission S/N4MY440-Up

6Y2300-Page 162, 6Y2301-Page 172, 6Y2302-Page 174, 6Y2303-Page 176
8E9316-Page 178, 1442205-Page 169.01, 9W5132-Page 162, 9W5134-Page 198
6Y8765-Page 191, 1459531-Page 184.01. Part Of 1124121 Power Train Ar

SEBP2491

POWER TRAIN



NOTE	REF NO	PART NUMBER	QTY	PART NAME
	1	3D6689	1	YOKE-COUPLING
	2	9P0356	2	SPIDER & BEARING AS
	3	OS1579	8	BOLT

F-571506 EP

3251

8X5005 UNIVERSAL JOINT GP
Part Of 8W5394 Shaft-Drive

PAGE

1 9W0706 VALVE GP-SOLENOID..... 212

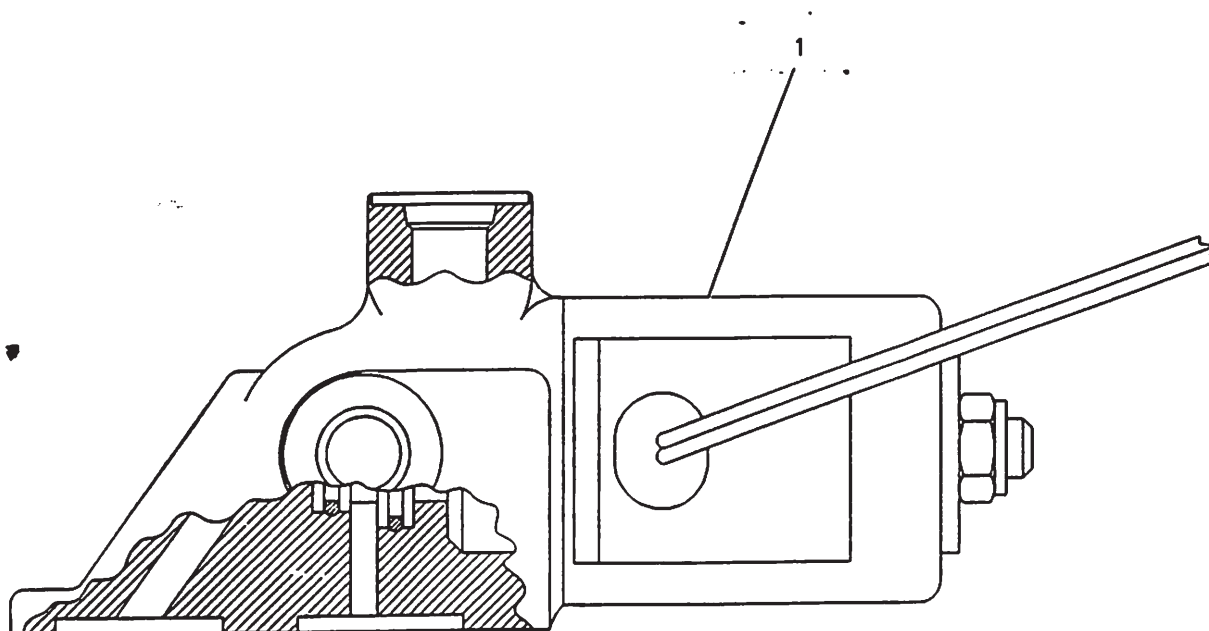
1 6G5979 KIT-CARTRIDGE SEAL
(INCLUDES 3 O-RINGS)

406517 P

3272

7T9073 VALVE & MTG GP-DIFF LOCK
S/N 8MN1-499
Part Of 8W5915 Control-Differential Lock

POWER TRAIN



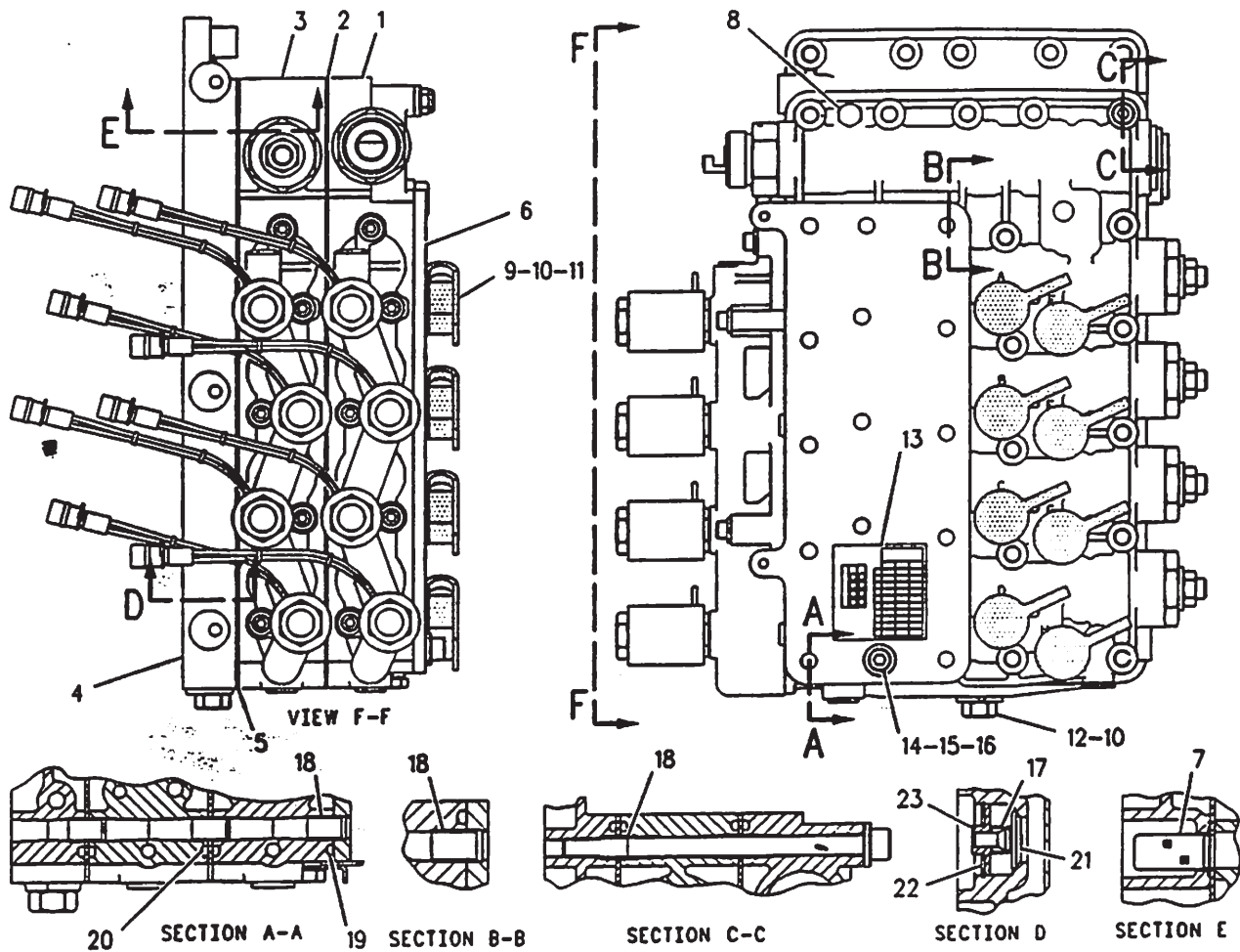
NOTE	REF NO	PART NUMBER	QTY	PART NAME	NOTE	REF NO	PART NUMBER	QTY	PART NAME
Y	1	1446294	1	VALVE GP-SOLENOID					
		6G5979	1	THE FOLLOWING REPAIR KIT IS AVAILABLE: KIT-CARTRIDGE SEAL					

Y-SEPARATE ILLUSTRATION

F-701468 CP

1446295 VALVE & MTG GP-DIFF LOCK
S/N 8MN500-Up
1446294-Page 212.01
Part Of 8W5915 Wiring-Front

POWER TRAIN



NOTE	REF NO	PART NUMBER	QTY	PART NAME	NOTE	REF NO	PART NUMBER	QTY	PART NAME
Y	1	6Y7823	1	VALVE GP-SELECTOR & PRESS CONT (TRANSMISSION)		23	6Y2584	1	RETAINER
Y	2	8E9476	1	PLATE					
	3	6Y7824	1	VALVE GP-SELECTOR & PRESS CONT (TRANSMISSION)					
	4	1105161	1	MANIFOLD					
	5	8E9478	1	PLATE					
	6	8E9474	1	COVER					
	7	619395	1	SCREEN					
M	8	6V5217	1	BOLT					
	9	6V3965	8	NIPPLE AS					
	10	3J1907	9	SEAL-O-RING (11.89MM ID)					
	11	6V0852	8	CAP-DUST					
	12	9S4191	1	PLUG-O-RING					
	13	6I8823	1	PLATE-SOLENOID CHART					
	14	1T0738	2	WASHER					
	15	9P9150	4	WASHER					
M	16	3E8006	2	BOLT-HEX HEAD					
	17	3J6956	1	SPRING					
	18	9L9068	6	DOWEL					
	19	8F6230	1	SEAL-O-RING					
	20	4D6695	4	SEAL-O-RING					
	21	6Y4978	1	POPPET					
	22	4D1322	1	RING-RETAINING					

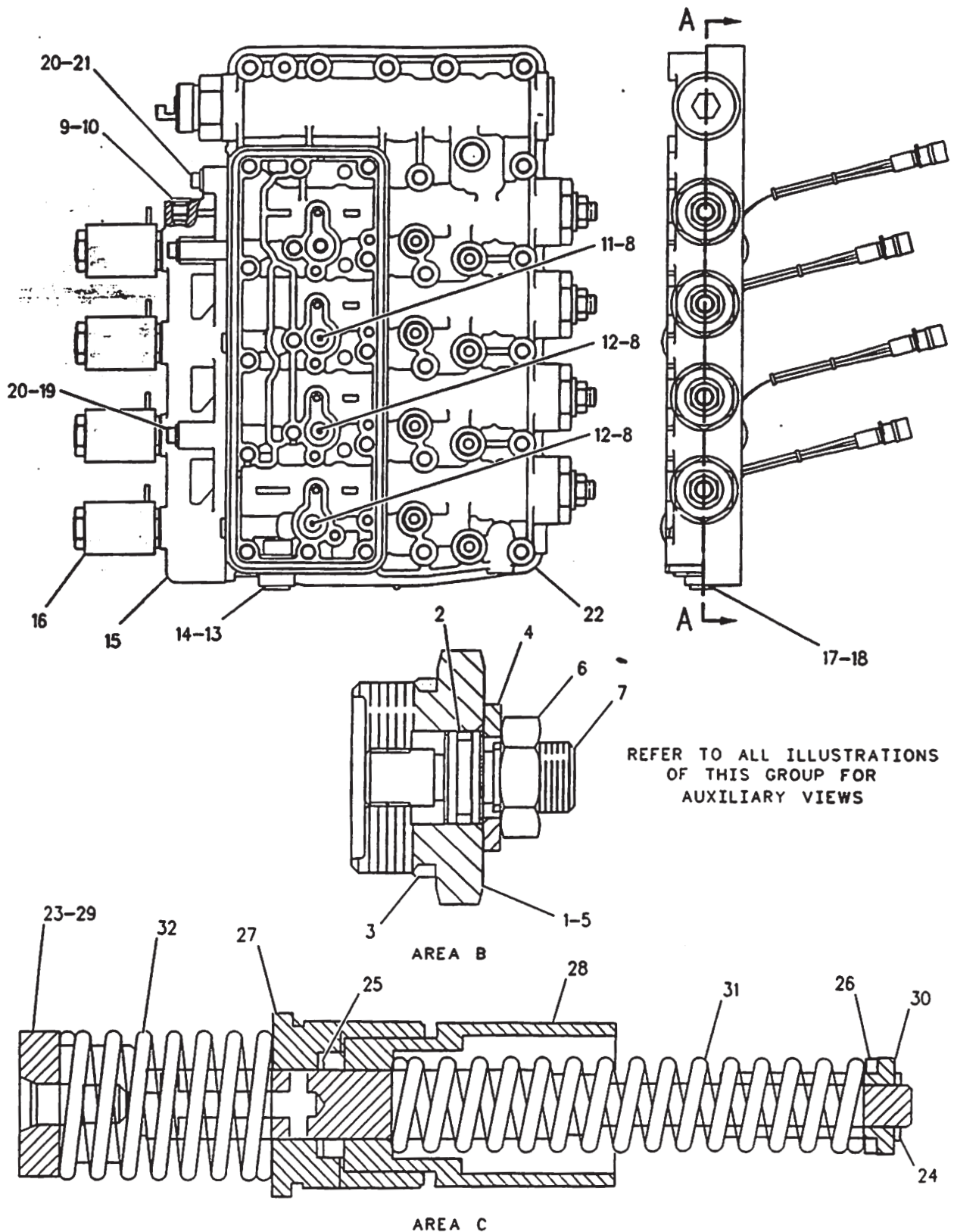
M-METRIC PART
Y-SEPARATE ILLUSTRATION

F-600060 CP

3073

6Y7822 VALVE GP-TRANSMISSION CONTROL
Transmission S/N 7LX750-99999
6Y7823-Page 206, 6Y7824-Page 210
Part Of 6Y7821 Control-Transmission Hyd

POWER TRAIN



F-567090 EP

3073

6Y7823 VALVE GP-SELECTOR & PRESS CONT-PART 1 OF 2

Transmission S/N 7LX750-99999

Part Of 6Y7822 Valve-Transmission Control

POWER TRAIN

NOTE	REF NO	PART NUMBER	QTY	PART NAME	NOTE	REF NO	PART NUMBER	QTY	PART NAME
M	1	1086523	4	ADJUSTER AS (EACH INCLUDES)					
	2	4K2039	1	SEAL-O-RING					
	3	7M8485	1	SEAL-O-RING					
	4	8T4223	1	WASHER-HARD					
	5	9U8069	1	PLUG					
	6	951207	1	NUT					
	7	1019754	1	SCREW-ADJUSTMENT					
	8	4J7533	3	SEAL-O-RING					
	9	3J7354	1	SEAL-O-RING					
	10	9S8002	1	PLUG-O-RING					
	11	6T8236	1	PLUG					
	12	9G7132	2	PLUG-ORIFICE					
	13	9S8004	1	PLUG-O-RING					
	14	3J1907	1	SEAL-O-RING					
	15	8E6570	1	MANIFOLD					
	16	9W2739	4	VALVE GP-SOLENOID					
		7T4515	1	KIT-SEAL (XMSN CONTROL)					
		9X7876	1	COIL AS					
		1S9593	2	STRAP-CABLE					
		7N7779	2	SOCKET					
		7N7780	1	PIN-CONNECTOR					
		7N9737	1	HOUSING-PLUG					
		1043947	1	LOCKNUT					
	17	7B3028	1	SCREW-DRIVE					
	18	9U9324	1	PLATE-IDENTIFICATION					
	19	8C6965	4	BOLT-SOCKET HEAD					
	20	5P0537	5	WASHER					
	21	8T8442	1	BOLT-SOCKET HEAD					
	22	1105157	1	BODY					
	23	6I8444	1	PLUNGER AS					
	24	1W6084	1	RING-RETAINING					
	25	4H0094	1	RING-RETAINING					
	26	6I8447	8	SPACER					
	27	6Y2466	1	STOP					
	28	6Y8237	1	PISTON					
	29	9U8070	1	PLUNGER					
	30	9U8072	1	RETAINER					
	31	9U8613	1	SPRING					
	32	9W7784	1	SPRING					

M-METRIC PART

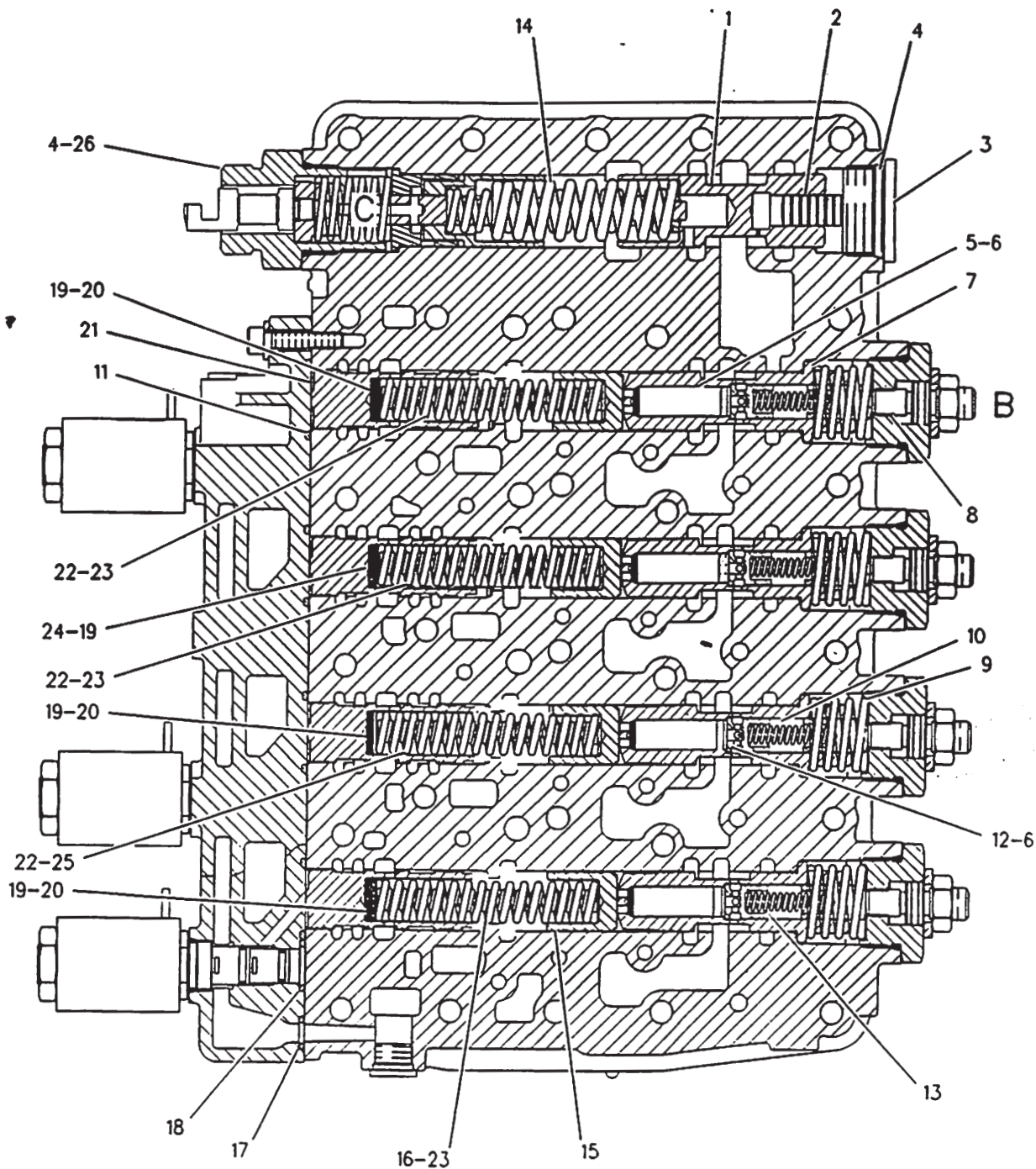
595401 EP

3073

6Y7823 VALVE GP-SELECTOR & PRESS CONT-PART 1 OF 2
Transmission S/N 7LX750-99999
Part Of 6Y7822 Valve-Transmission Control

POWER TRAIN

REFER TO ALL ILLUSTRATIONS OF
THIS GROUP FOR AUXILIARY VIEWS



SECTION A-A

F-599996 CP

3073

6Y7823 VALVE GP-SELECTOR & PRESS CONT-PART 2 OF 2
Transmission S/N 7LX750-99999
Part Of 6Y7822 Valve-Transmission Control

POWER TRAIN

NOTE	REF NO	PART NUMBER	QTY	PART NAME	NOTE	REF NO	PART NUMBER	QTY	PART NAME
	1	1219381	1	SPOOL					
	2	9U8075	1	SLUG					
	3	6Y4638	1	PLUG-HEX SOCKET					
	4	7M8485	2	SEAL-O-RING (29.74MM ID)					
	5	8E7714	1	ORIFICE					
	6	5F9144	4	SEAL-O-RING (7.65MM ID)					
	7	8E9894	4	SPOOL					
	8	9U8068	4	SLUG					
	9	9U9282	4	SPRING (OUTER)					
	10	9U9316	4	SPRING (INNER)					
	11	3D4245	4	SEAL-O-RING (25.07MM ID)					
	12	9U8620	3	ORIFICE					
	13	9U8067	4	RETAINER					
	14	9U8614	1	SPRING (OUTER)					
	15	8E9895	4	PISTON-LOAD					
	16	9W7412	1	SPRING (OUTER)					
	17	4J2506	1	SEAL-O-RING (7.59MM ID)					
	18	6F4855	4	SEAL-O-RING (13.94MM ID)					
	19	5J1036	13	SHIM (.80MM THK)					
	20	6J3993	9	SHIM					
	21	8E9896	4	PISTON-SELECTOR					
	22	9W7411	3	SPRING (OUTER)					
	23	7T0570	3	SPRING (INNER)					
	24	4M1751	2	SPACER					
	25	7G5453	1	SPRING (INNER)					
	26	9U8073	1	ADAPTER					

599997 CP

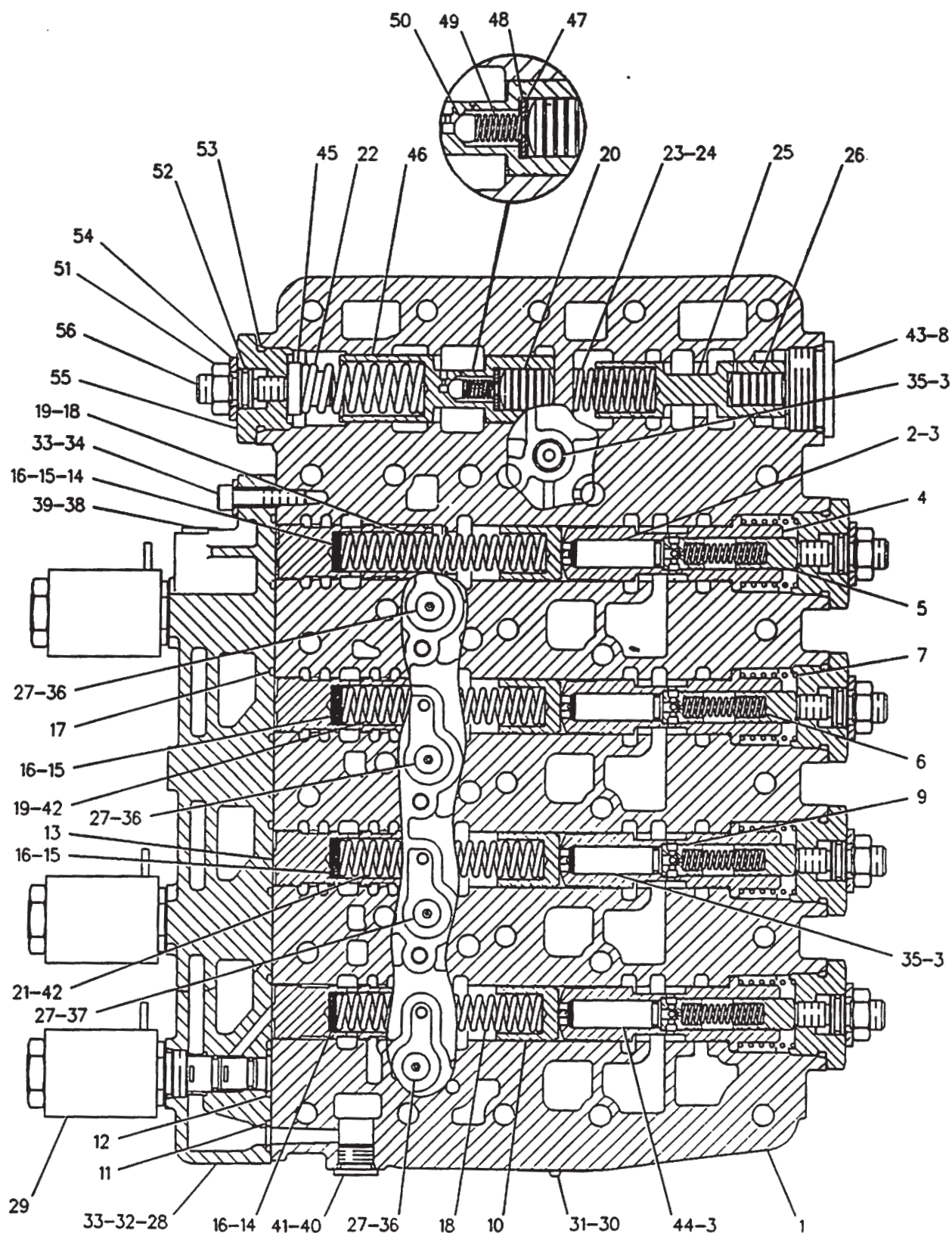
3073

6Y7823 VALVE GP-SELECTOR & PRESS CONT-PART 2 OF 2

Transmission S/N 7LX750-99999

Part Of 6Y7822 Valve-Transmission Control

POWER TRAIN



F-567045 E

3073

6Y7824 VALVE GP-SELECTOR & PRESS CONT
 Transmission S/N 7LX750-99999, 4MY440-Up
 Part Of 6Y7822, 1459533 Valves-Transmission Control

POWER TRAIN

NOTE	REF NO	PART NUMBER	QTY	PART NAME	NOTE	REF NO	PART NUMBER	QTY	PART NAME
	1	105158	1	BODY					
	2	8E7714	2	ORIFICE					
	3	5F9144	5	SEAL-O-RING (7.65MM ID)					
	4	8E9894	4	SPOOL					
	5	9U8068	4	SLUG					
	6	9U9316	4	SPRING					
	7	9U9282	4	SPRING					
	8	7M8485	1	SEAL-O-RING (29.74MM) ID					
	9	9U8067	4	RETAINER					
	10	8E9895	4	PISTON-LOAD					
	11	4J2506	1	SEAL-O-RING					
	12	6F4855	4	SEAL-O-RING					
	13	8E9896	4	PISTON-SELECTOR					
B	14	6J3993	5	SHIM					
B	15	4M1751	4	SPACER					
	16	5J1036	16	SHIM					
	17	3D4245	4	SEAL-O-RING					
	18	9W7410	2	SPRING (OUTER)					
	19	7T0570	2	SPRING (INNER)					
	20	8E1143	1	SLUG					
	21	7G5453	1	SPRING (INNER)					
	22	9U9595	1	SPRING					
	23	9N4500	1	SPRING (OUTER)					
	24	9N4498	1	SPRING (INNER)					
	25	8E9897	1	SPOOL					
	26	9W0898	1	SLUG					
	27	4J7533	4	SEAL-O-RING (6.07MM ID)					
	28	8E6570	1	MANIFOLD					
	29	9W2739	4	VALVE GP-SOLENOID					
		7T4515	1	KIT-SEAL					
				TRANSMISSION CONTROL					
		9X7876	1	COIL AS					
		1S9593	2	STRAP-CABLE					
		7N7779	1	SOCKET					
		7N7780	1	PIN-CONNECTOR					
		7N9737	1	HOUSING-PLUG					
		1043947	1	LOCKNUT					
	30	9U9325	1	PLATE-IDENTIFICATION					
M	31	783028	1	SCREW-DRIVE					
	32	8C6965	4	BOLT-SOCKET HEAD					
M	33	5P0537	5	WASHER					
	34	8T8442	1	BOLT-SOCKET HEAD					
	35	9U8620	2	ORIFICE					
	36	9G7132	3	PLUG-ORIFICE					
	37	6T8236	1	PLUG					
	38	3J7354	1	SEAL-O-RING (8.92MM ID)					
	39	9S8002	1	PLUG-O-RING					
	40	9S8004	1	PLUG-O-RING					
	41	3J1907	1	SEAL-O-RING (15.85MM OD)					
	42	9W7412	2	SPRING (OUTER)					
	43	6Y4638	1	PLUG-HEX SOCKET					
	44	8E7713	1	ORIFICE					
	45	1083129	1	STOP					
	46	9U8668	1	SPOOL AS					
		8E9893	1	SPOOL-RELIEF					
	47	8T7804	1	RING-RETAINING					
	48	9U8669	1	RETAINER					
	49	4M2381	1	SPRING					
	50	489880	1	BALL					
	51	1086523	5	ADJUSTER AS					
				(EACH INCLUDES)					
		951207	1	NUT					
	52	4K2039	1	SEAL-O-RING (12.42MM)					
	53	7M8485	1	SEAL-O-RING (29.74MM)					
	54	8T4223	1	WASHER-HARD					
	55	9U8069	1	PLUG					
	56	1019754	1	SCREW-ADJUSTMENT					

B-USE AS REQUIRED
M-METRIC PART

595395 EP

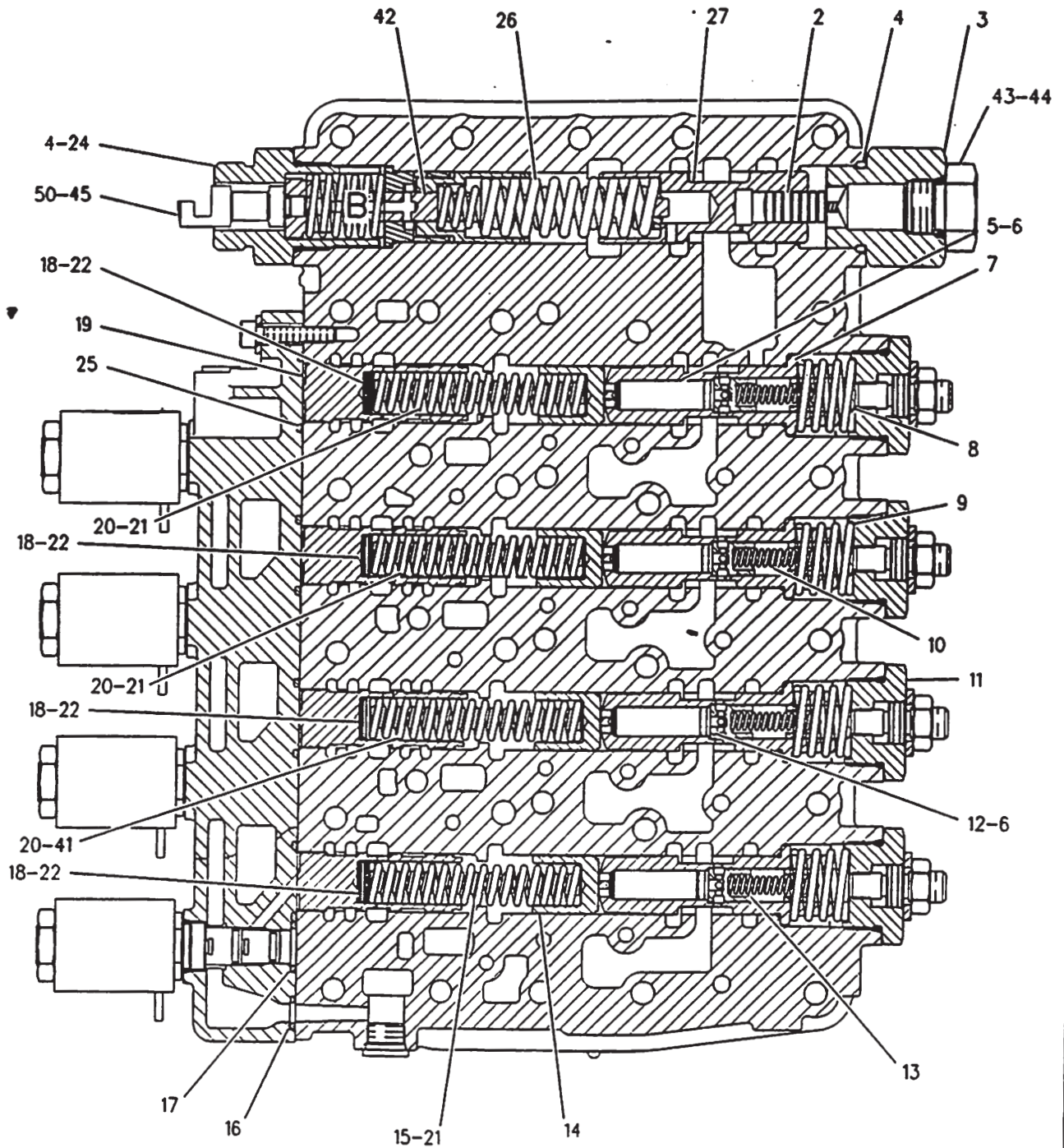
3073

6Y7824 VALVE GP-SELECTOR & PRESS CONT
Transmission S/N 7LX750-99999,4MY440-Up
Part Of 6Y7822, 1459533 Valve-Transmission Control

595395

POWER TRAIN

REFER TO ALL ILLUSTRATIONS OF
THIS GROUP FOR AUXILIARY VIEWS

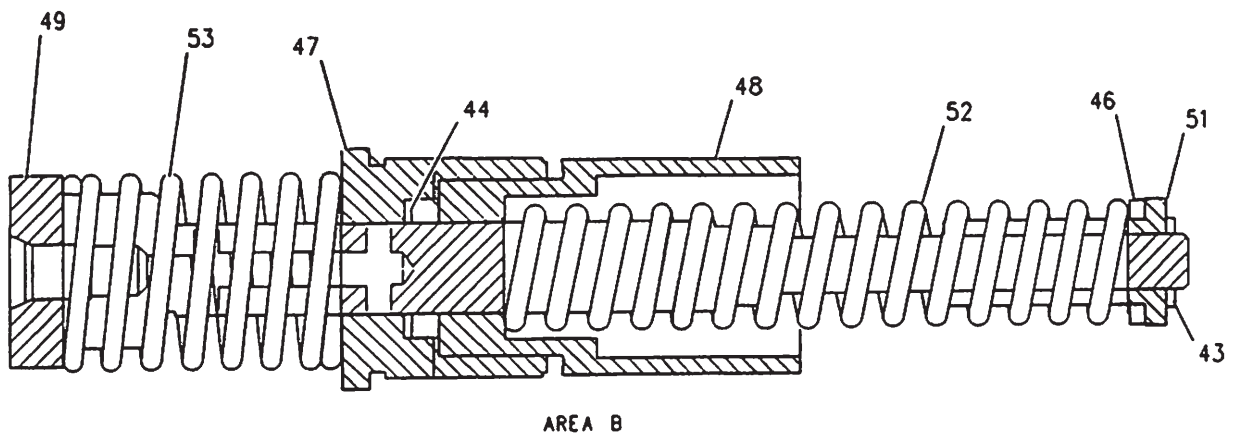
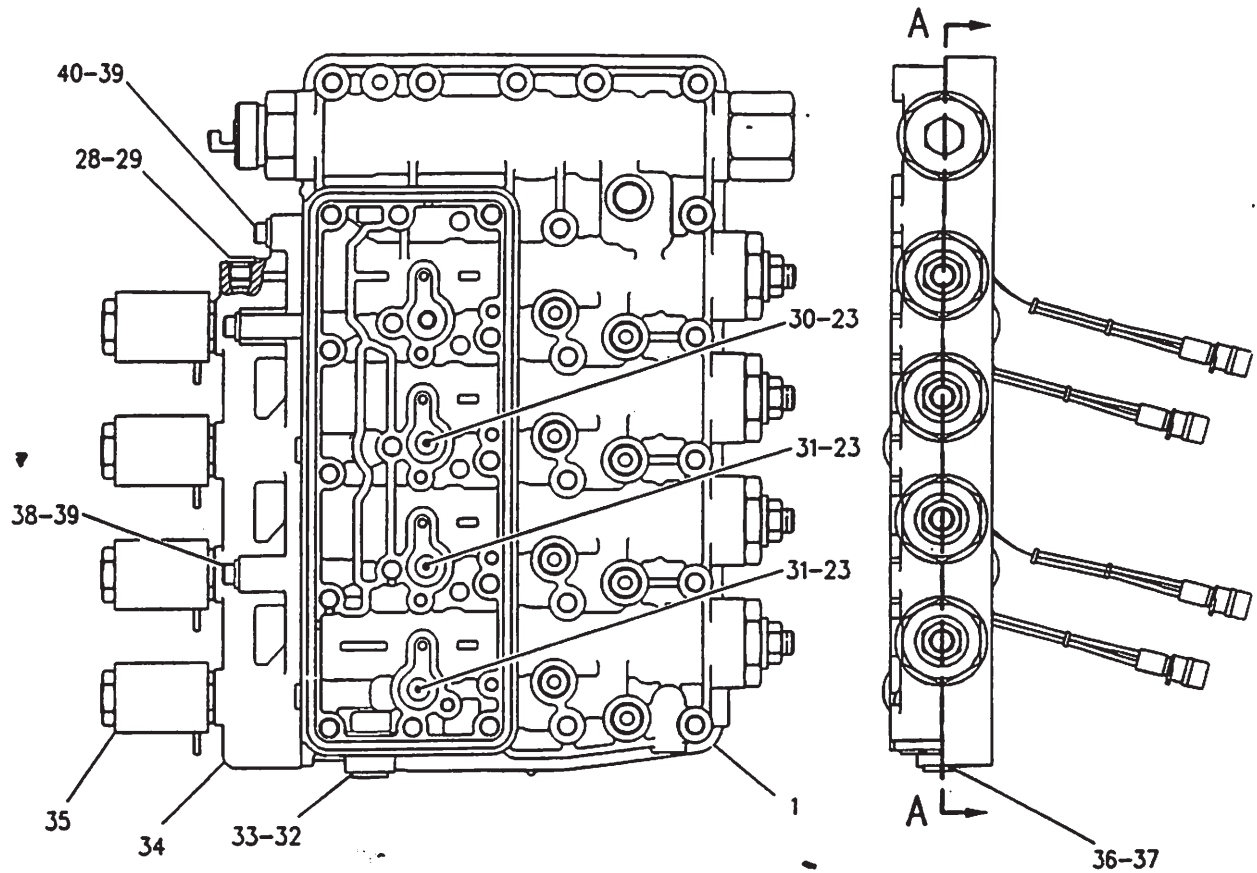


SECTION A-A

F-699498 CP

1459534 VALVE GP-SELECTOR & PRESS CONT
Transmission S/N 4MY440-Up
Part Of 1459533 Valve-Transmission Control

POWER TRAIN



REFER TO ALL ILLUSTRATIONS
OF THIS GROUP FOR
AUXILIARY VIEWS

F-699512 CP

1459534 VALVE GP-SELECTOR & PRESS CONT
Transmission S/N 4MY440-Up
Part Of 1459533 Valve-Transmission Control

POWER TRAIN

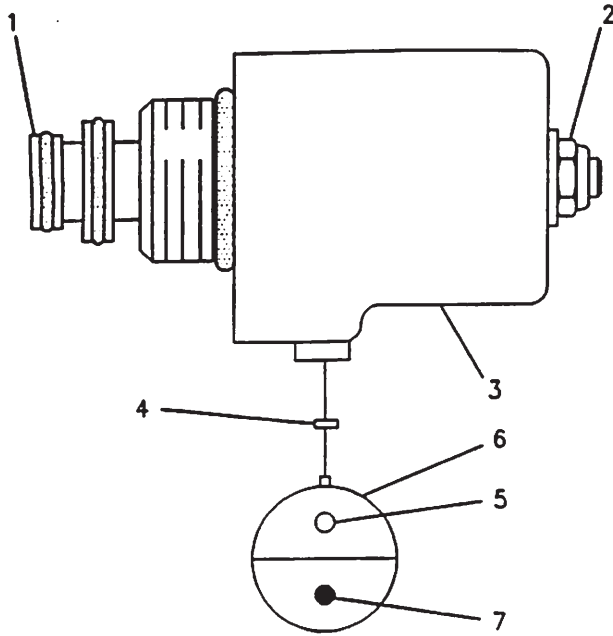
NOTE	REF NO	PART NUMBER	QTY	PART NAME	NOTE	REF NO	PART NUMBER	QTY	PART NAME
	1	1105157	1	BODY					
	2	9U8075	1	SLUG					
	3	1396815	1	ADAPTER					
	4	7M8485	2	SEAL-O-RING					
	5	8E7714	1	ORIFICE					
	6	5F9144	4	SEAL-O-RING					
	7	8E9894	4	SPOOL					
	8	9U8068	4	SLUG					
	9	9U9282	4	SPRING					
	10	9U9316	4	SPRING					
	11	1086523	4	ADJUSTER AS					
		4K2039	1	SEAL-O-RING					
		7M8485	1	SEAL-O-RING					
		8T4223	1	WASHER-HARD					
		9U8069	1	PLUG					
		951207	1	NUT					
M		1019754	1	SCREW-ADJUSTMENT					
	12	9U8620	3	ORIFICE					
	13	9U8067	4	RETAINER					
	14	8E9895	4	PISTON-LOAD					
	15	9W7412	1	SPRING					
	16	4J2506	1	SEAL-O-RING					
	17	6F4855	4	SEAL-O-RING					
B	18	5J1036	10	SHIM (.80MM THK)					
	19	8E9896	4	PISTON-SELECTOR					
	20	9W7411	3	SPRING					
	21	7T0570	3	SPRING					
B	22	4M1751	7	SPACER					
	23	4J7533	3	SEAL-O-RING					
	24	1331570	1	ADAPTER					
	25	3D4245	4	SEAL-O-RING					
	26	9U8614	1	SPRING					
	27	1219381	1	SPOOL					
	28	3J7354	1	SEAL-O-RING					
	29	9S8002	1	PLUG-O-RING					
	30	6T8236	1	PLUG					
	31	9G7132	2	PLUG-ORIFICE					
	32	9S8004	1	PLUG-O-RING					
	33	3J1907	1	SEAL-O-RING					
	34	8E6570	1	MANIFOLD					
Y	35	1361678	4	VALVE GP-SOLENOID					
	36	7B3028	1	SCREW-DRIVE					
	37	1497380	1	PLATE-IDENTIFICATION					
M	38	8C6965	4	BOLT-SOCKET HEAD					
	39	5P0537	5	WASHER					
M	40	8T8442	1	BOLT-SOCKET HEAD					
	41	7G5453	1	SPRING					
	42	6I8444	1	PLUNGER AS					
	43	1W6084	1	RING-RETAINING					
	44	4H0094	1	RING-RETAINING					
	45	4J7533	1	SEAL-O-RING					
	46	6I8447	8	SPACER					
	47	6Y2466	1	STOP					
	48	6Y8237	1	PISTON					
	49	9U8070	1	PLUNGER					
	50	9U8071	1	COUPLER					
	51	9U8072	1	RETAINER					
	52	9U8613	1	SPRING					
	53	9W7784	1	SPRING					

B-USE AS REQUIRED
M-METRIC PART
Y-SEPARATE ILLUSTRATION

711528 CP

1459534 VALVE GP-SELECTOR & PRESS CONT
Transmission S/N 4MY440-Up
1361678-Page 212
Part Of 1459533 Valve-Transmission Control

POWER TRAIN



NOTE	REF NO	PART NUMBER	QTY	PART NAME
	1	6G5978	1	CARTRIDGE
	2	1045970	1	LOCKNUT
		4B4276	1	WASHER
	3	6T8500	1	COIL AS
	4	1S9593	2	STRAP-CABLE
	5	7N7779	1	SOCKET
	6	7N9737	1	HOUSING-PLUG
	7	7N7780	1	PIN-CONNECTOR
		6G5979	1	THE FOLLOWING REPAIR KIT IS AVAILABLE: KIT-CARTRIDGE SEAL (INCLUDES 3 O-RINGS)

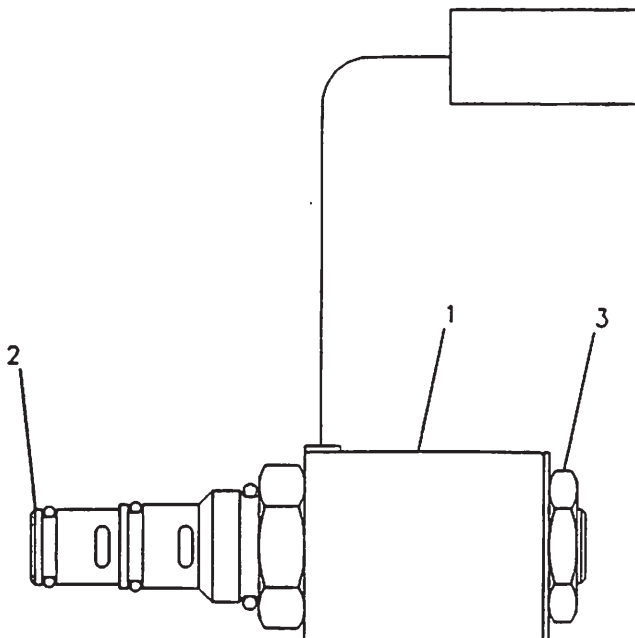
F-572464 EP

3272

9W0706 VALVE GP-SOLENOID

S/N 8MN1-499

Part Of 7T9073 Valve & Mtg-Diff Lock



NOTE	REF NO	PART NUMBER	QTY	PART NAME
	1	1359977	1	COIL AS
		1S9593	2	STRAP-CABLE
		7N7779	1	SOCKET
		7N7780	1	PIN-CONNECTOR (BLADE)
		7N9737	1	HOUSING-PLUG
	2	1004915	1	CARTRIDGE AS
	3	1043947	1	LOCKNUT
		7T4515	1	THE FOLLOWING REPAIR KIT IS AVAILABLE: KIT-SEAL (INCL 3 SEAL-O-RINGS)

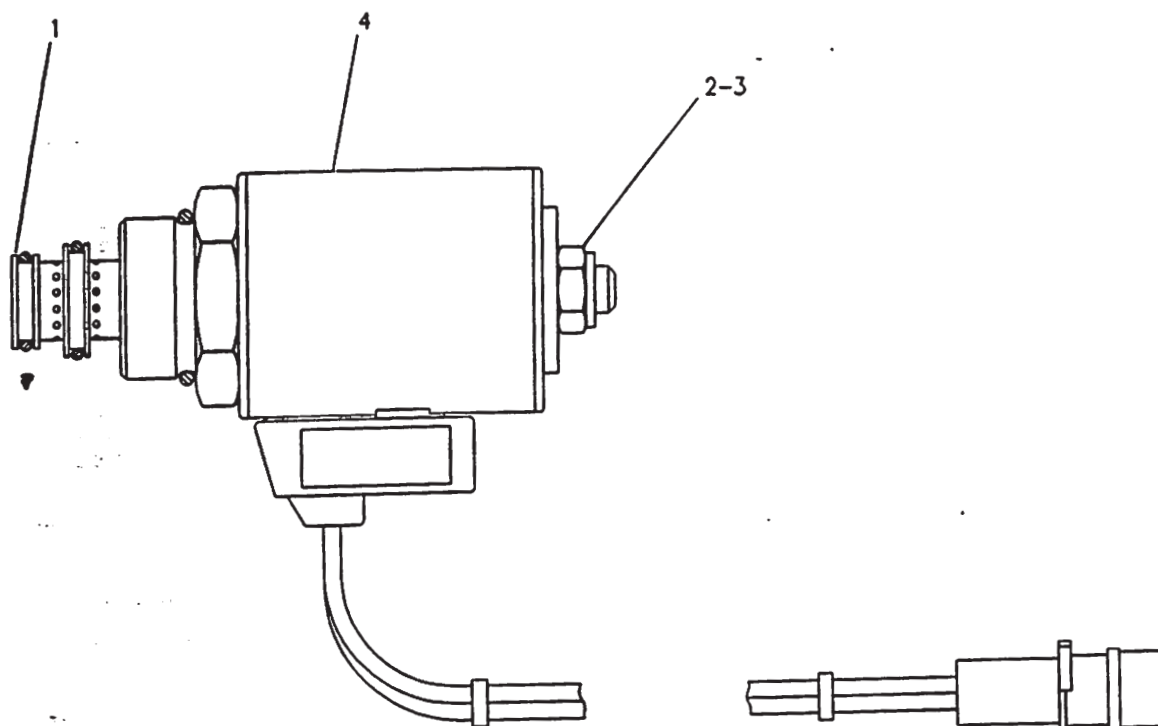
F-638570 CP

1361678 VALVE GP-SOLENOID

Transmission S/N 4MY440-Up

Part Of 1459534 Valve-Selector & Press Cont

POWER TRAIN

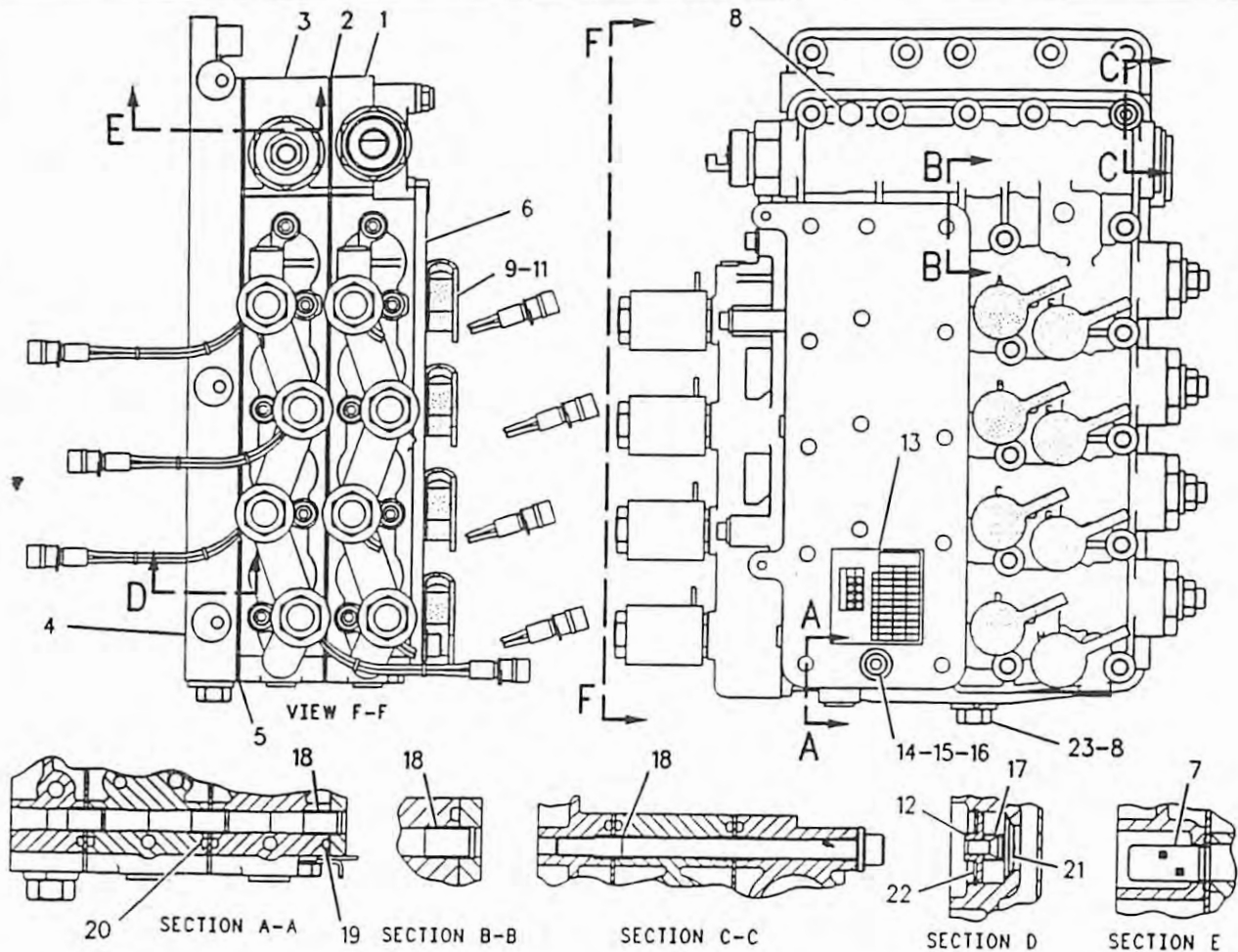


NOTE	REF NO	PART NUMBER	QTY	PART NAME	NOTE	REF NO	PART NUMBER	QTY	PART NAME
	1	1420350	1	CARTRIDGE AS					
	2	1110343	1	LOCKNUT					
	3	8C9987	1	WASHER					
	4	1418605	1	COIL AS					
		1S9593	2	STRAP-CABLE					
		7N7779	1	SOCKET					
		7N7780	1	PIN-CONNECTOR					
		7N9737	1	HOUSING-PLUG					
		6G5979	1	THE FOLLOWING REPAIR KIT IS AVAILABLE: KIT-CARTRIDGE SEAL					

F-701471 CP

1446294 VALVE GP-SOLENOID
S/N 8MN500-Up
Part Of 1446295 Valve & Mtg-Diff Lock

POWER TRAIN



NOTE	REF NO	PART NUMBER	QTY	PART NAME	NOTE	REF NO	PART NUMBER	QTY	PART NAME
Y	1	1459534	1	VALVE GP-SELECTOR & PRESS CONT		22	4D1322	1	RING-RETAINING
	2	8E9476	1	PLATE		23	9S4191	1	PLUG-O-RING (9/16-18 THD)
Y	3	6Y7824	1	VALVE GP-SELECTOR & PRESS CONT (TRANSMISSION)					
	4	1105161	1	MANIFOLD					
	5	8E9478	1	PLATE					
	6	8E9474	1	COVER					
	7	6I9395	1	SCREEN					
M	8	6V5217	1	BOLT					
	9	6V3965	8	NIPPLE AS					
	10	3J1907	9	SEAL-O-RING (11.89MM ID)					
	11	6V0852	8	CAP-DUST					
	12	6Y2584	1	RETAINER					
	13	6I8823	1	PLATE-SOLENOID CHART					
	14	1T0738	2	WASHER					
	15	9P9150	4	WASHER					
M	16	3E8006	2	BOLT-HEX HEAD					
	17	3J6956	1	SPRING					
	18	9L9068	6	DOWEL					
	19	8F6230	1	SEAL-O-RING					
	20	4D6695	4	SEAL-O-RING					
	21	1421767	1	POPPET					

M-METRIC PART
Y-SEPARATE ILLUSTRATION

F-699686 CP

1459533 VALVE GP-TRANSMISSION CONTROL
Transmission S/N4MY440-Up
6Y7824-Page 210, 1459534-Page 211.01
Part Of 1459531 Control-Transmission Hyd

POWER TRAIN

PAGE

1 8X2478 WHEEL GP..... 213

1 9D5796 TIRE GP
15.5 X 25 - 8 PLY-L-2

578398 P

4202

1136984 WHEEL & TIRE AR
An Attachment

212.02

5FRD7101

POWER TRAIN

NOTE	REF NO	PART NUMBER	QTY	PART NAME
	1	OS1973	60	BOLT
	2	8X1160	6	RIM AS
	3	4M6953	60	WASHER-HARD
	4	2G6595	6	VALVE GP-TIRE (EACH INCLUDES)
	5	6F3930	1	CORE-VALVE
	6	9K7951	1	CAP-VALVE
	7	2D2507	1	SPUD
	8	2D2508	1	GROMMET
	9	2D2509	1	LOCKNUT

F-575193 EP

4201

8X2478 WHEEL GP
 (13X25) Tubeless Tires
 Part Of 1136984 Wheel & Tire Ar
 An Attachment

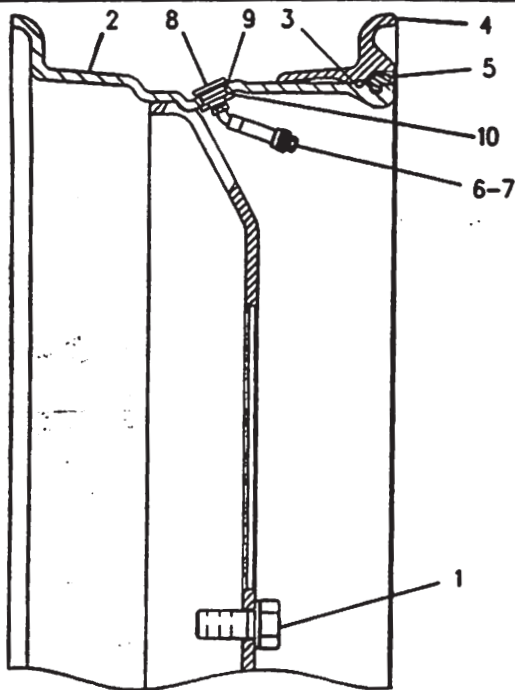
NOTE	REF NO	PART NUMBER	QTY	PART NAME
	1	OS1973	60	BOLT (7/8-9X2IN)
	2	2D2565	6	SEAL-O-RING
	3	2D2654	6	LOCKRING
	4	1161327	6	VALVE GP-TIRE (EACH INCLUDES)
		6F3930	1	CORE-VALVE
		9K7951	1	CAP-VALVE
		7D5252	1	SPUD AS
		2D2508	1	GROMMET
		2D2509	1	LOCKNUT
	5	4M6953	60	WASHER-HARD
	6	8W9566	6	FLANGE AS
	7	1329681	6	RIM AS

F-627298 CP

4201

8X2481 WHEEL GP
 (10X24) Tubeless Tires
 S/N 8MN1-459
 An Attachment

POWER TRAIN



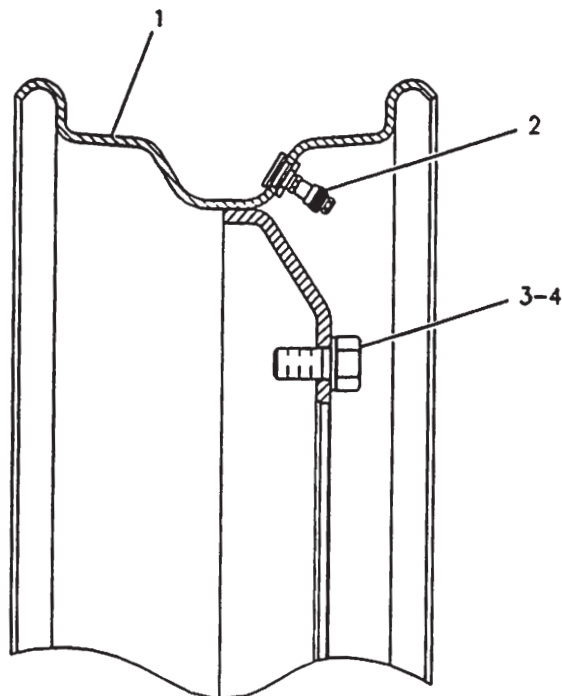
NOTE	REF NO	PART NUMBER	QTY	PART NAME
C	1	OS1973	60	BOLT (7/8-9X2IN)
	2	4M6953	60	WASHER-HARD
	3	2G5745	6	RIM AS
C	4	2D2565	6	SEAL-O-RING
	5	8W9566	6	FLANGE AS
	6	2D2654	6	LOCKRING
	7	2G6595	6	VALVE GP-TIRE (EACH INCLUDES)
	8	9K7951	1	CAP-VALVE
	9	6F3930	1	CORE-VALVE
	10	7D5252	1	SPUD AS
		2D2508	1	GROMMET
		2D2509	1	LOCKNUT

C-CHANGE FROM PREVIOUS TYPE

F - 715659 P

4201

8X2481 WHEEL GP
(10X24) Tubeless Tires
S/N 8MN460-Up
An Attachment



NOTE	REF NO	PART NUMBER	QTY	PART NAME
C	1	1233420	6	RIM AS
	2	2D2511	6	VALVE GP-TIRE
	3	6F3930	1	CORE-VALVE
C	4	9K7951	1	CAP-VALVE
	5	7D5252	1	SPUD AS
	6	2D2508	1	GROMMET
	7	2D2509	1	LOCKNUT
	8	OS1973	60	BOLT
	9	4M6953	60	WASHER-HARD
	10			

F - 609688 CP

4201

1235265 WHEEL GP
(9X24) Tubeless Tires
Part Of 1124121 Power Train Ar