

ELECTRICAL AND STARTING SYSTEM

3E-6328 ALARM GP-ACTION

S/N: RTA1-UP; RBB1-UP

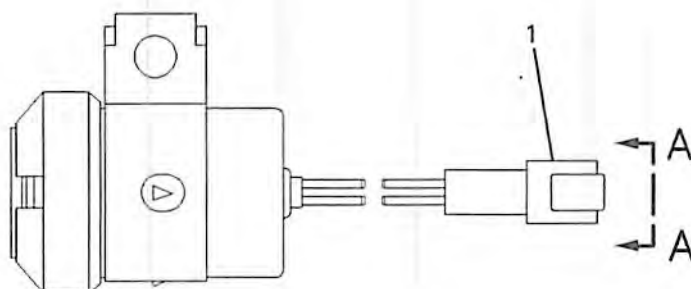
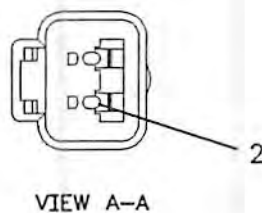
24 VOLT

PART OF 204-9416 LIGHTING GP-FLOOD & SIGNAL

SMCS-7406, 7407

i01487980

NOTE	REF NO	GRAPHIC REF	PART NUMBER	QTY	PART NAME						SEE PAGE
					1	2	3	4	5	6 (PRODUCT LEVEL)	
	1	1	102-8802	1	KIT-RECEPTACLE (2 PIN)						
					(INCLUDES RECEPTACLE AS & WEDGE)						
	2	1	186-3735	2	PIN-CONNECTOR						



GRAPHIC #1

g00697818

ELECTRICAL AND STARTING SYSTEM

177-9953 ALTERNATOR GP-CHARGING*R

S/N: RTA1-UP; RBB1-UP

24 VOLT, 80 AMP

PART OF 210-1672 ALTERNATOR GP-CHARGING
AN ATTACHMENT

SMCS-1405

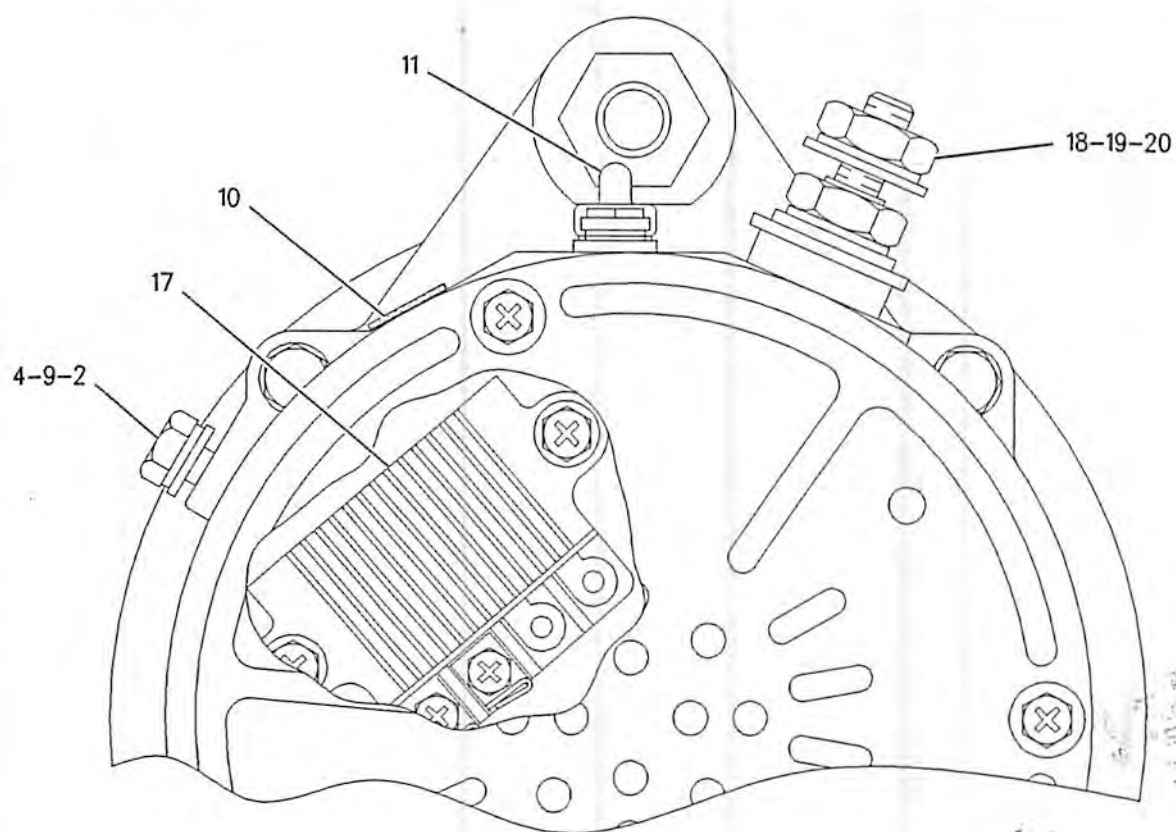
i0182052

NOTE	REF NO	GRAPHIC REF	PART NUMBER	QTY	PART NAME						SEE PAGE
					1	2	3	4	5	6 (PRODUCT LEVEL)	
	1	1	185-2653	1	FRAME						
	2	1	5S-7349	1	BOLT (1/4-20X0.5 IN)						
	3	1	185-2639	1	FAN AS						
	4	1	1H-3244	1	LOCKWASHER						
	5	1	185-2645	1	FRAME						
	6	1	2K-4821	1	LOCKNUT (5/8-18 THD)						
	7	1	5P-8247	1	WASHER-HARD (17X32X3.5MM THK)						
	8	1	185-2651	1	COVER						
	9	1	8T-4205	1	WASHER-HARD (7.2X14.5X2MM THK)						
	10	1	185-2647	1	GROMMET						
	11	1	9L-6770	1	CAP						
	12	1	185-2643	1	STATOR AS						
	13	1	185-2638	2	COLLAR						
	14	1	185-2654	1	PLATE						
	15	1	185-2650	1	ROTOR AS						
	16	1	185-2644	1	COIL AS						
	17	1	185-2648	1	REGULATOR AS						
J	18	1	6V-8189	1	NUT (5/16-18 THD)						
J	19	1	8T-4224	1	WASHER-HARD (8.8X16X2MM THK)						
J	20	1	3F-9556	1	LOCKWASHER						
AVAILABLE REPAIR KIT(S):											
J			199-7891		KIT-TERMINAL						
					(INCLUDES INSULATORS, WASHERS, NUT, STEP NUT)						
			185-2655		KIT-BEARING						
					(INCLUDES 3 BEARINGS)						
			199-8436		KIT-TERMINAL						
					(INCLUDES HOLDER AS, PLATE, INSULATOR, PIN, BOLT, GROMMET, NUT)						
			185-2658		KIT-HARDWARE						
					(INCLUDES BOLTS)						
J-KIT MARKED J AVAILABLE FOR PARTS MARKED J											

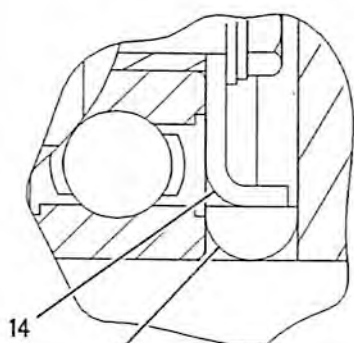
ELECTRICAL AND STARTING SYSTEM

177-9953 ALTERNATOR GP-CHARGING (contd.)

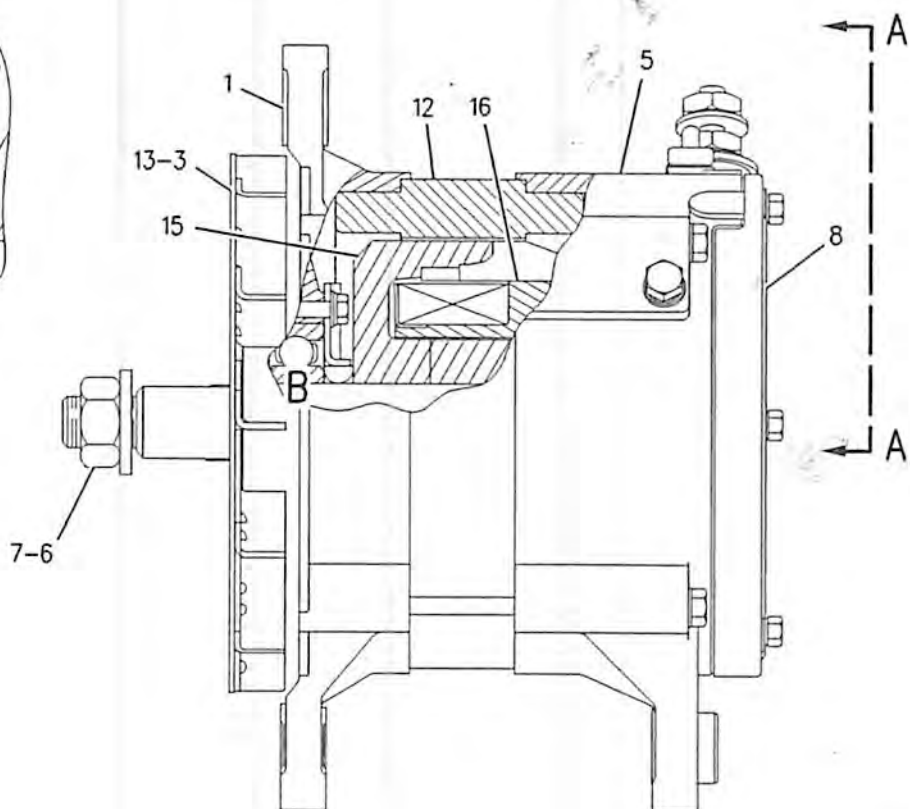
i01820527



VIEW A-A



VIEW OF
AREA B



GRAPHIC #1

g00795850

ELECTRICAL AND STARTING SYSTEM

197-8820 ALTERNATOR GP-CHARGING*R

S/N: RTA1-UP; RBB1-UP

24 VOLT, 95 AMP

PART OF 210-1675 ALTERNATOR GP-CHARGING
AN ATTACHMENT

SMCS-1405

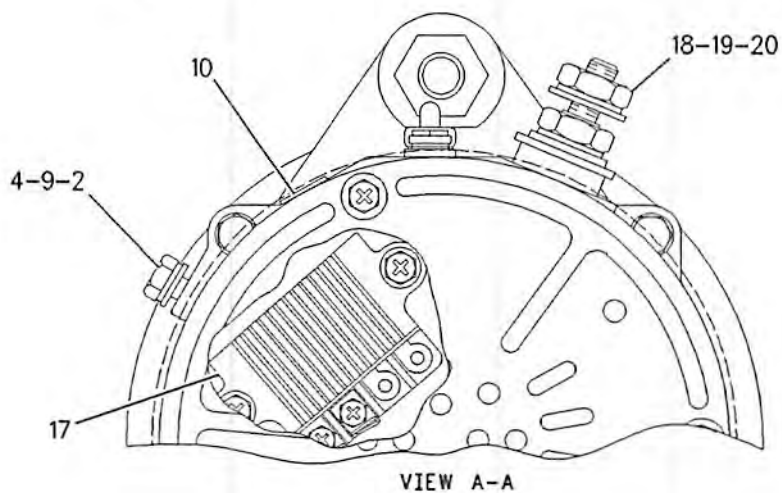
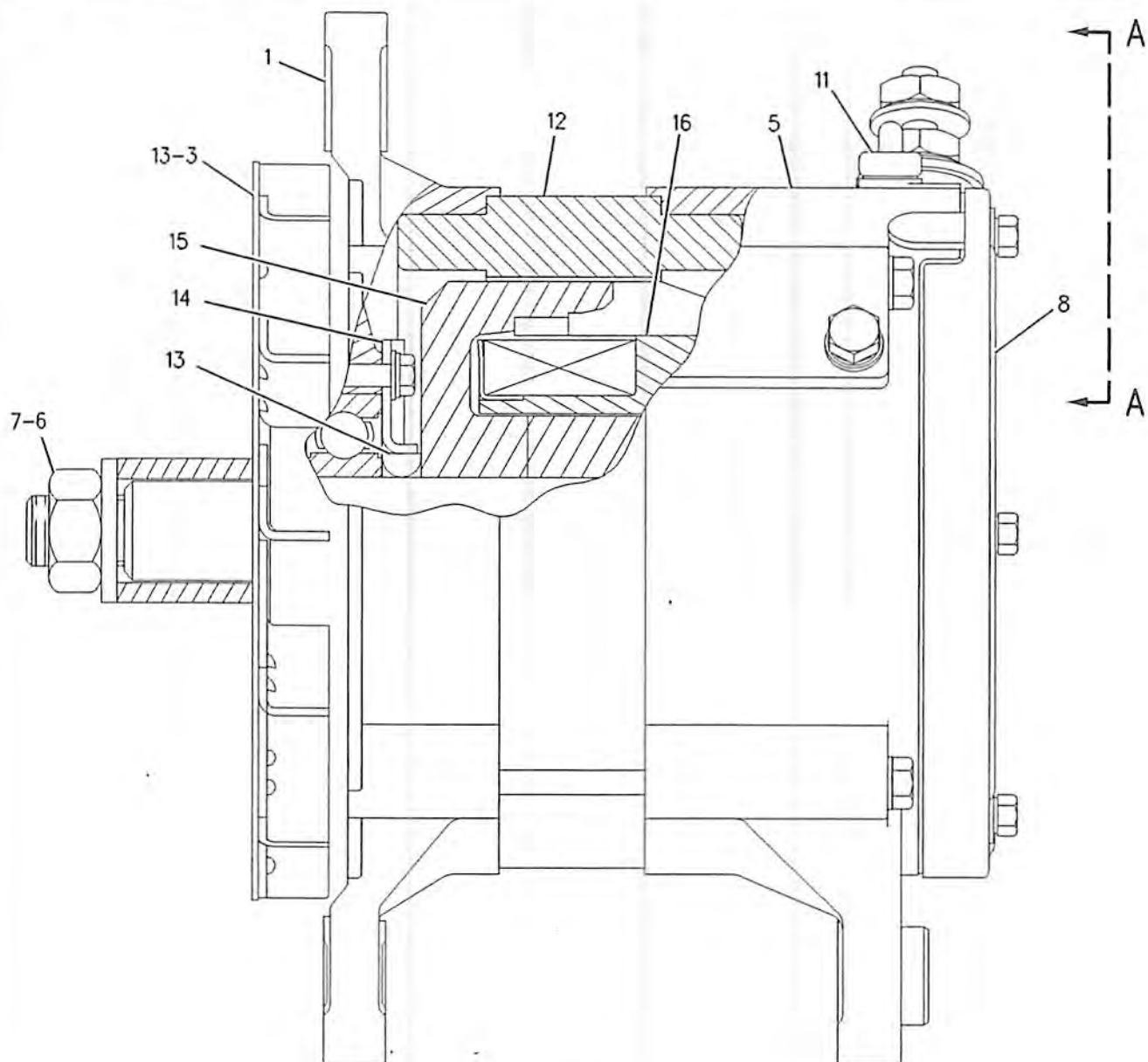
i01820628

NOTE	REF NO	GRAPHIC REF	PART NUMBER	QTY	PART NAME						SEE PAGE
					1	2	3	4	5	6 (PRODUCT LEVEL)	
	1	1	185-2653	1	FRAME						
	2	1	5S-7349	1	BOLT (1/4-20X0.5 IN)						
	3	1	185-2639	1	FAN AS						
	4	1	1H-3244	1	LOCKWASHER						
	5	1	185-2645	1	FRAME						
	6	1	2K-4821	1	LOCKNUT (5/8-18 THD)						
	7	1	5P-8247	1	WASHER-HARD (17X32X3.5MM THK)						
	8	1	185-2651	1	COVER						
	9	1	8T-4205	1	WASHER-HARD (7.2X14.5X2MM THK)						
	10	1	185-2647	1	GROMMET						
	11	1	9L-6770	1	CAP (ALTERNATOR AC TAP)						
	12	1	205-0626	1	STATOR AS-ALTERNATOR						
	13	1	185-2638	2	COLLAR						
	14	1	185-2654	1	PLATE						
	15	1	185-2650	1	ROTOR AS						
	16	1	185-2644	1	COIL AS						
	17	1	185-2648	1	REGULATOR AS						
	18	1	6V-8189	1	NUT (5/16-18 THD)						
	19	1	8T-4224	1	WASHER-HARD (8.8X16X2MM THK)						
	20	1	3F-9556	1	LOCKWASHER						
					AVAILABLE REPAIR KIT(S):						
			185-2655		KIT-BEARING (ALTERNATOR)						
					(INCLUDES 2 BEARINGS)						
			185-2656		KIT-TERMINAL (ALTERNATOR)						
					(INCLUDES HOLDER AS, PLATE, INSULATOR, PIN, BOLTS, GROMMET, AND NUT)						
			185-2657		KIT-TERMINAL (ALTERNATOR)						
					(INCLUDES INSULATORS, WASHERS, AND NUTS)						
			185-2658		KIT-HARDWARE (ALTERNATOR)						
					(INCLUDES BOLTS)						

ELECTRICAL AND STARTING SYSTEM

197-8820 ALTERNATOR GP-CHARGING (contd.)

i01820628



GRAPHIC #1

g00873198

ELECTRICAL AND STARTING SYSTEM

210-1672 ALTERNATOR GP-CHARGING

S/N: RTA1-UP; RBB1-UP

24 VOLT, 80 AMP

AN ATTACHMENT

SMCS-1405

i01820224

NOTE	REF NO	GRAPHIC REF	PART NUMBER	QTY	PART NAME						SEE PAGE
					1	2	3	4	5	6 (PRODUCT LEVEL)	
	1	1	9L-6246	1	PULLEY-ALTERNATOR						
	2	1	9S-1240	1	NUT AS						
	3	1	130-3216	1	V-BELT SET						
					(INCLUDES 2 BELTS)						
	4	1	157-2393	1	BRACKET AS						
	5	1	158-2829	1	STRAP						
	6	1	212-8743	1	BRACKET-ALTERNATOR						
YR	7	1	177-9953	1	ALTERNATOR GP-CHARGING						92
	8	1	5P-1076	1	WASHER-HARD (13.5X30X4MM THK)						
	9	1	7X-0338	1	BOLT (1/2-13X6 IN)						
	10	1	7X-7729	1	WASHER (11X25X3MM THK)						
	11	1	8C-4436	1	BOLT (1/2-13X1.375 IN)						
M	12	1	8T-4136	1	BOLT (M10X1.5X25MM)						
M	13	1	8T-4183	1	BOLT (M12X1.75X40MM)						
	14	1	8T-4223	2	WASHER-HARD (13.5X25.5X3MM THK)						
	15	1	8T-4224	2	WASHER-HARD (8.8X16X2MM THK)						
M	16	1	8T-6870	2	BOLT (M8X1.25X70MM)						

M-METRIC PART

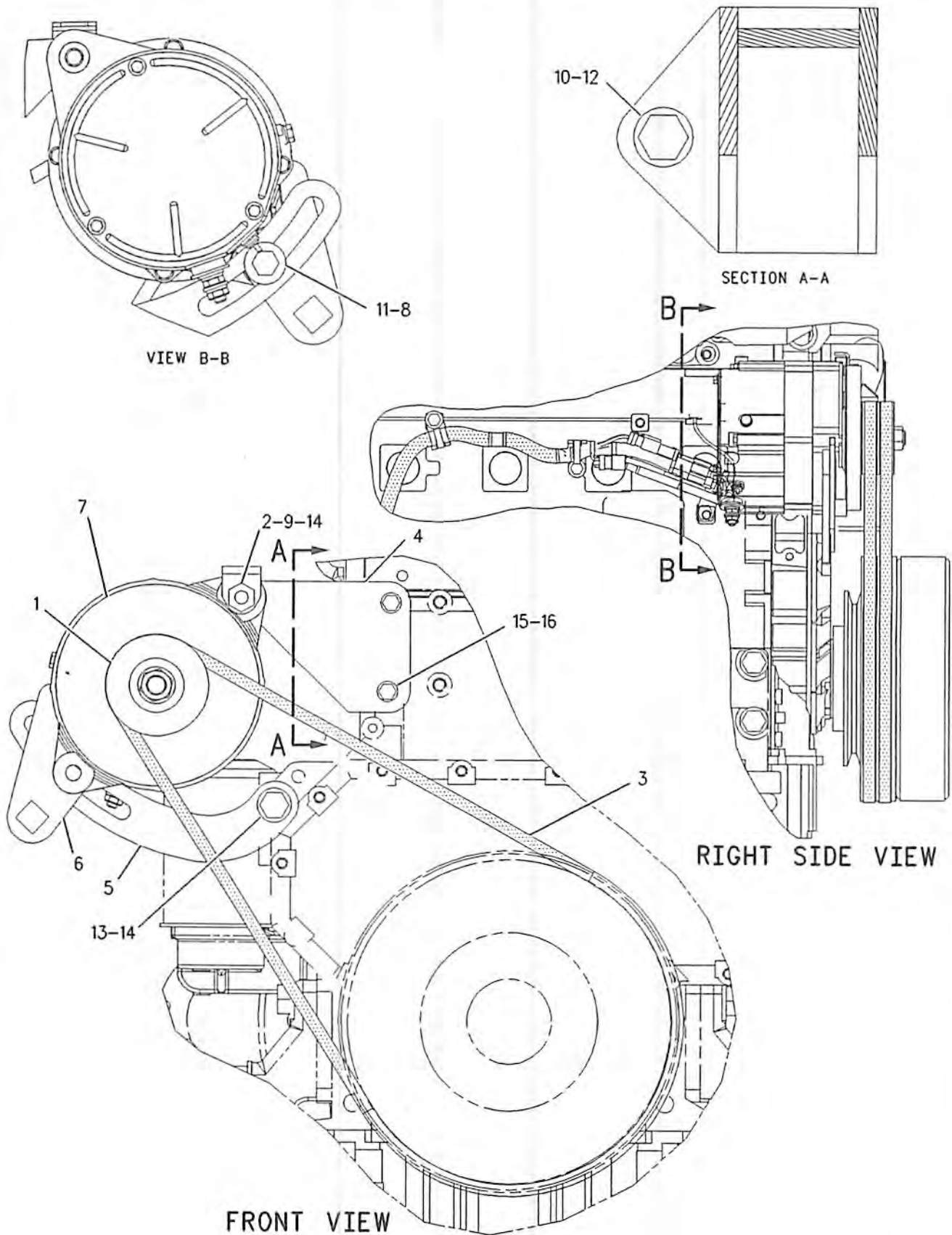
R-REMFG PART MAY BE AVAILABLE

Y-SEPARATE ILLUSTRATION

ELECTRICAL AND STARTING SYSTEM

210-1672 ALTERNATOR GP - CHARGING (contd.)

i01820224



GRAPHIC #1

g00913314

ELECTRICAL AND STARTING SYSTEM

210-1675 ALTERNATOR GP-CHARGING

S/N: RTA1-UP; RBB1-UP

24 VOLT, 95 AMP

AN ATTACHMENT

SMCS-1405

i01820620

NOTE	REF NO	GRAPHIC REF	PART NUMBER	QTY	PART NAME						SEE PAGE
					1	2	3	4	5	6 (PRODUCT LEVEL)	
	1	1	9L-6246	1	PULLEY-ALTERNATOR						
	2	1	9S-1240	1	NUT AS						
	3	1	130-3216	1	V-BELT SET (INCLUDES 2 BELTS)						
	4	1	157-2393	1	BRACKET AS						
	5	1	158-2829	1	STRAP						
YR	6	1	197-8820	1	ALTERNATOR GP-CHARGING						94
	7	1	212-8743	1	BRACKET-ALTERNATOR						
	8	1	5P-1076	1	WASHER-HARD (13.5X30X4MM THK)						
	9	1	7X-0338	1	BOLT (1/2-13X6 IN)						
	10	1	7X-7729	1	WASHER (11X25X3MM THK)						
	11	1	8C-4436	1	BOLT (1/2-13X1.375 IN)						
M	12	1	8T-4136	1	BOLT (M10X1.5X25MM)						
M	13	1	8T-4183	1	BOLT (M12X1.75X40MM)						
	14	1	8T-4223	2	WASHER-HARD (13.5X25.5X3MM THK)						
	15	1	8T-4224	2	WASHER-HARD (8.8X16X2MM THK)						
M	16	1	8T-6870	2	BOLT (M8X1.25X70MM)						

M-METRIC PART

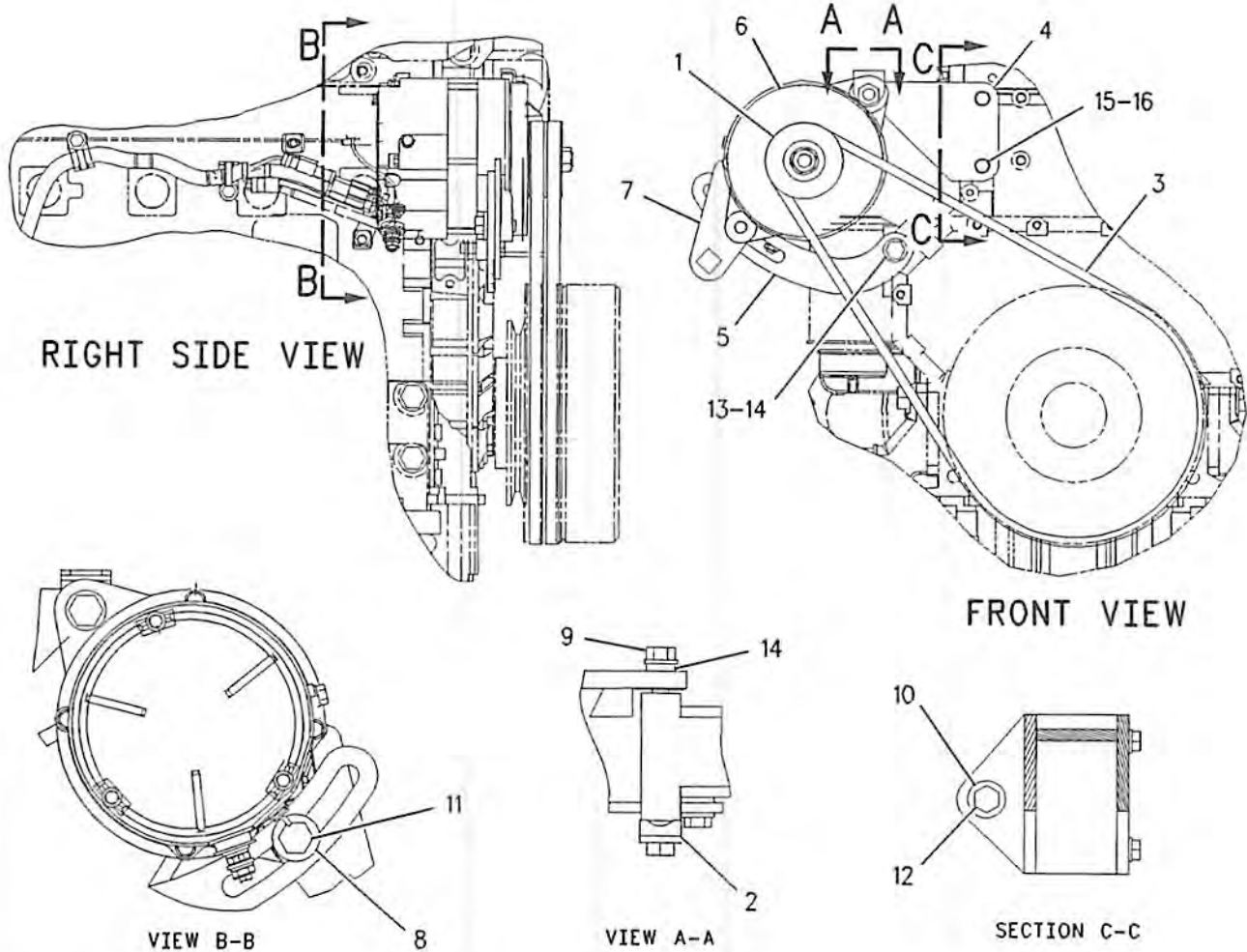
R-REMFG PART MAY BE AVAILABLE

Y-SEPARATE ILLUSTRATION

ELECTRICAL AND STARTING SYSTEM

210-1675 ALTERNATOR GP-CHARGING (contd.)

i01820620



GRAPHIC #1

g00897654

ELECTRICAL AND STARTING SYSTEM

3E-7844 CONTROL GP-LIFT KICKOUT

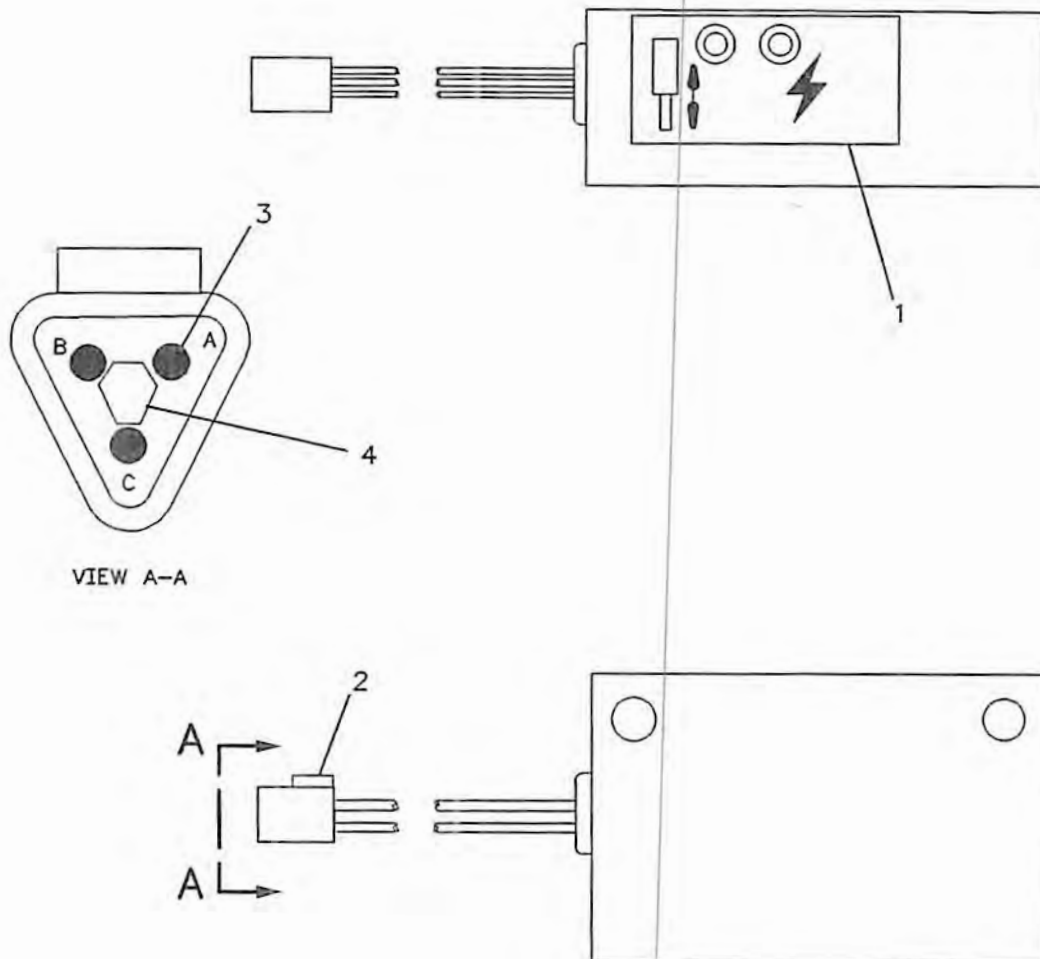
S/N: RTA1-UP; RBB1-UP

PART OF 148-7678, 218-9937 KICKOUT & POSITIONER GP

SMCS-5109

i01306083

NOTE	REF NO	GRAPHIC REF	PART NUMBER	QTY	PART NAME						SEE PAGE
					1	2	3	4	5	6 (PRODUCT LEVEL)	
	1	1	9X-5617	1	FILM						
	2	1	102-8803	1	KIT-RECEPTACLE (3 PIN)						
					(INCLUDES RECEPTACLE AS AND WEDGE)						
	3	1	8T-8729	3	PIN-CONNECTOR						
	4	1	3E-3371	1	WEDGE-RECEPTACLE LOCK						



GRAPHIC #1

g001192

ELECTRICAL AND STARTING SYSTEM

207-5262 CONTROL GP-MACHINE

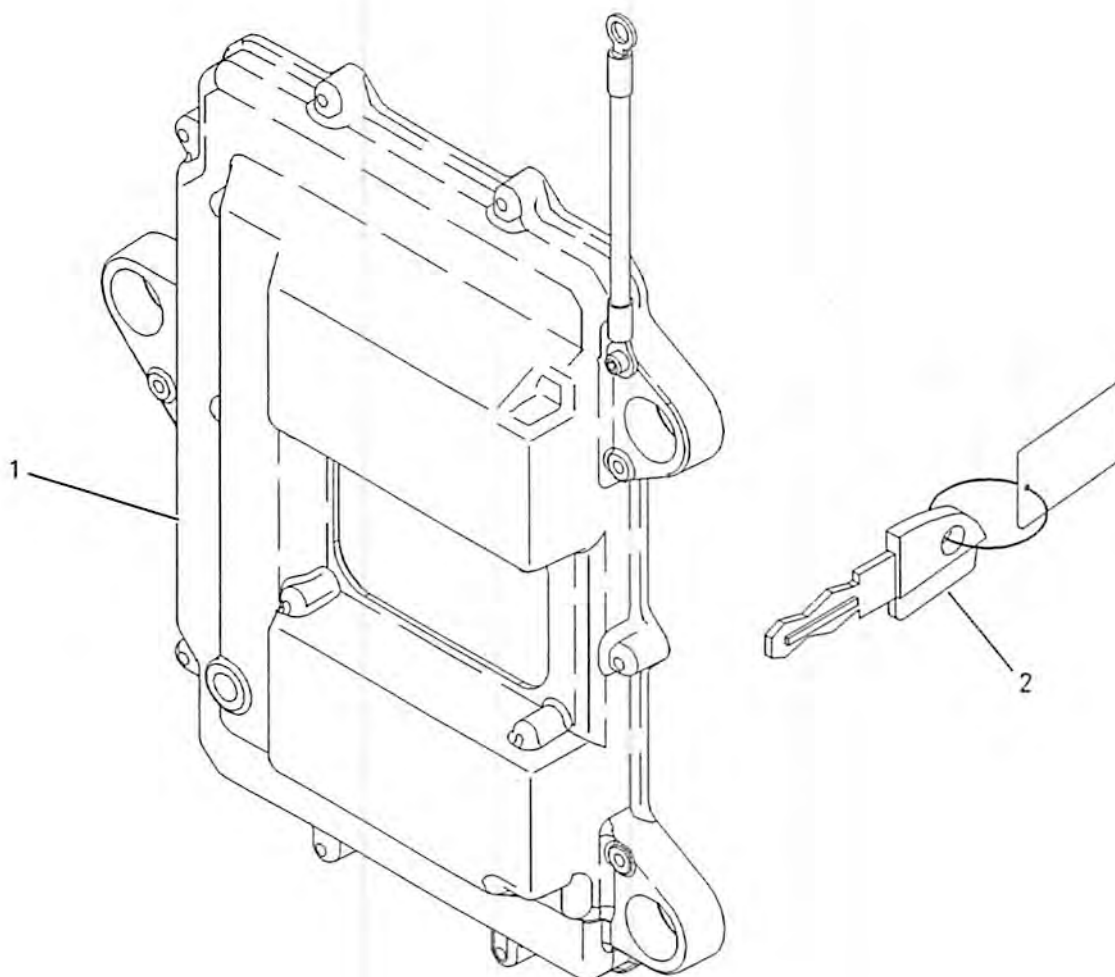
S/N: RTA1-UP; RBB1-UP

PART OF 228-1846 INSTALLATION GP-SECURITY
AN ATTACHMENT

SMCS-7600, 7610

i01830603

NOTE	REF NO	GRAPHIC REF	PART NUMBER	QTY	PART NAME						SEE PAGE
					1	2	3	4	5	6 (PRODUCT LEVEL)	
	1	1	156-6155	1	CONTROL GP -UNPROGRAMMED						
	2	1	206-5162	2	KEY AS-ELECTRONIC (SECURITY)						
F		1	220-6355	1	SOFTWARE GP -MACHINE (SECURITY)						
F-NOT SHOWN											



GRAPHIC #1

g00913550

ELECTRICAL AND STARTING SYSTEM

3E-7843 CONTROL GP-POSITION-WORK TOOL

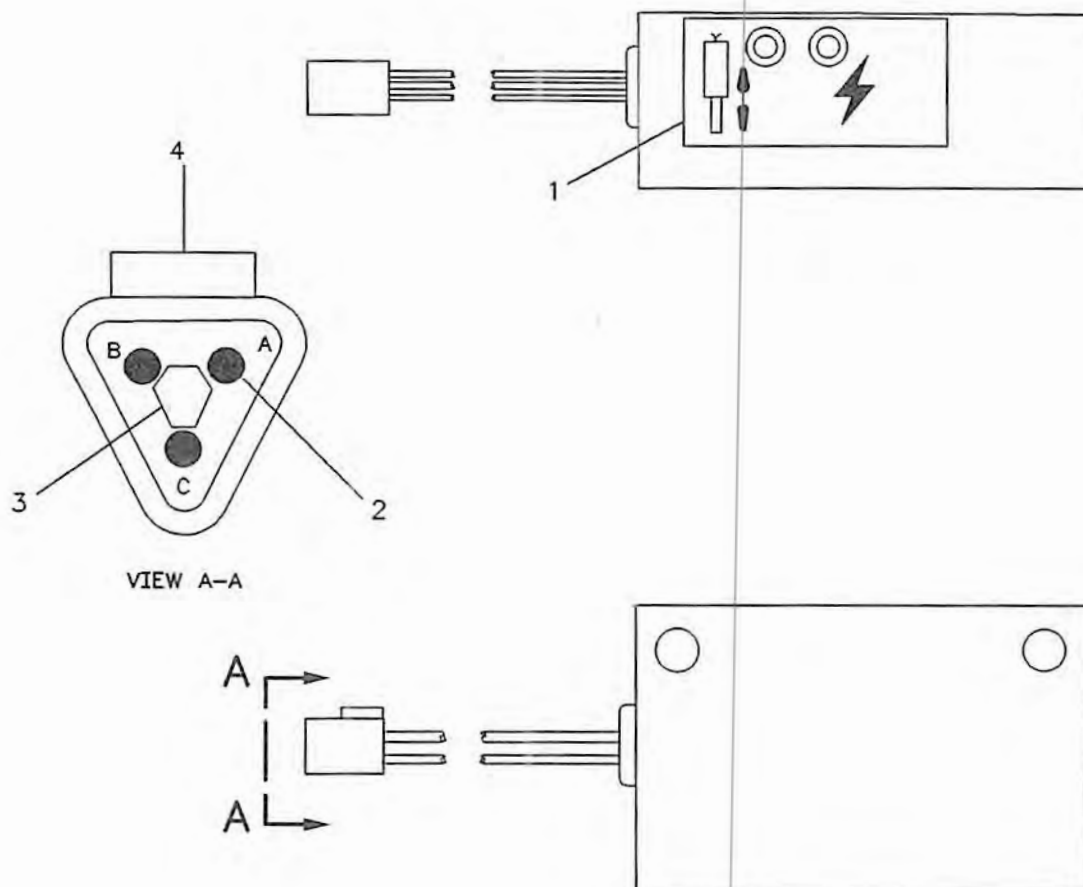
S/N: RTA1-UP; RBB1-UP

PART OF 148-7678, 218-9937 KICKOUT & POSITIONER GP

SMCS-5112

i00411746

NOTE	REF NO	GRAPHIC REF	PART NUMBER	QTY	PART NAME						SEE PAGE
					1	2	3	4	5	6 (PRODUCT LEVEL)	
	1	1	9X-5617	1	FILM						
	2	1	8T-8730	3	SOCKET-CONNECTOR						
	3	1	3E-3368	1	WEDGE-PLUG LOCK						
	4	1	3E-3367	1	PLUG AS-CONNECTOR						



GRAPHIC #1

g00119265

ELECTRICAL AND STARTING SYSTEM

207-5947 CONVERTER GP-ELECTRICAL

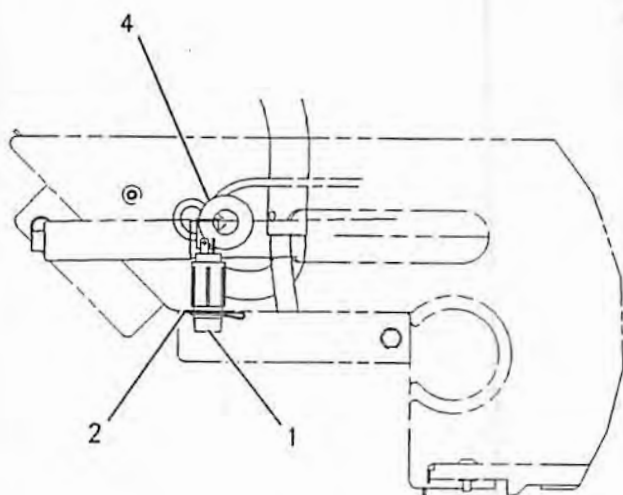
S/N: RTA1-UP; RBB1-UP
PART OF 225-4329 INSTALLATION GP-RADIO
AN ATTACHMENT

SMCS-1421

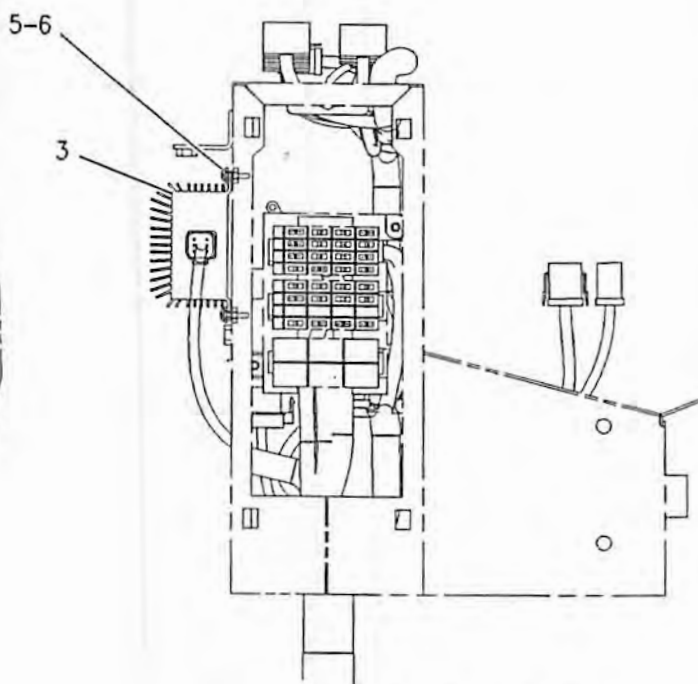
i01834404

NOTE	REF NO	GRAPHIC REF	PART NUMBER	QTY	PART NAME						SEE PAGE
					1	2	3	4	5	6 (PRODUCT LEVEL)	
	1	1	117-2311	1	RECEPTACLE AS-POWER (12 VOLT)						
	2	1	124-5638	1	FILM (12VOLT)						
	3	1	205-4285	1	CONVERTER GP-ELECTRICAL (24 VOLT TO 12 VOLT)						
	4	1	3V-4791	1	GROMMET						
M	5	1	9X-1046	2	SCREW (M4X0.7X18MM)						
	6	1	9X-8256	2	WASHER (6.6X12X2MM THK)						

M-METRIC PART



LEFT SIDE VIEW
(PARK BRAKE & COVER AS.)



RIGHT SIDE VIEW
(FUSE BOX)

GRAPHIC #1

g00895503

ELECTRICAL AND STARTING SYSTEM

190-2446 ELECTRONICS GP-MACHINE-SECURITY

S/N: RTA1-UP; RBB1-UP
PART OF 189-4871 WIRING GP-MACHINE
AN ATTACHMENT

SMCS-7610, 7620

i01822197

NOTE	PART NUMBER	QTY	PART NAME						SEE PAGE
			1	2	3	4	5	6 (PRODUCT LEVEL)	
	156-6155	1	CONTROL GP-UNPROGRAMMED (SECURITY)						
	7X-6315	1	STRAP AS-GROUND						
	134-4126	1	WASHER (4.52X8.28X.76MM THK)						
	184-2472	1	SCREW-PAN HEAD (LUBRICATED)						
	212-4223	1	FILM (MACHINE SECURITY SYSTEM)						
	207-5268	1	SOFTWARE GP-MACHINE (SECURITY)						

<END>

222-4879 ELECTRONICS GP-MACHINE

S/N: RTA1-UP; RBB1-UP
PART OF 216-8960, 216-8961 COMMON AR

SMCS-7610, 7620

i01816091

NOTE	PART NUMBER	QTY	PART NAME						SEE PAGE
			1	2	3	4	5	6 (PRODUCT LEVEL)	
	215-2884	1	ELECTRONICS GP-MACHINE						
	221-3242	1	SOFTWARE GP-MACHINE						

<END>

ELECTRICAL AND STARTING SYSTEM

107-1852 HEATER GP-JACKET WATER

S/N: RTA1-UP; RBB1-UP

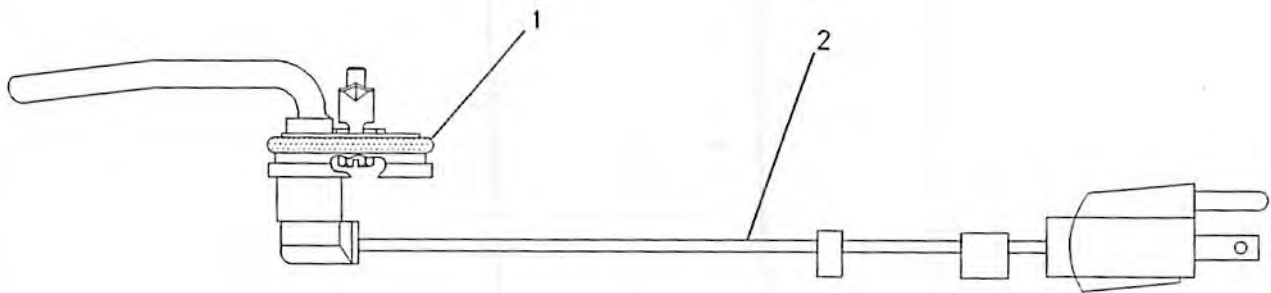
120 VOLT/1000 WATT

AN ATTACHMENT

SMCS-1383

i01223731

NOTE	REF NO	GRAPHIC REF	PART NUMBER	QTY	PART NAME						SEE PAGE
					1	2	3	4	5	6 (PRODUCT LEVEL)	
	1	1	8M-5254	1	SEAL-O-RING (31.34MM ID)						
	2	1	159-6108	1	CORD AS-HEATER						



GRAPHIC #1

g00508420

ELECTRICAL AND STARTING SYSTEM

159-4995 HEATER GP-JACKET WATER

S/N: RTA1-UP; RBB1-UP

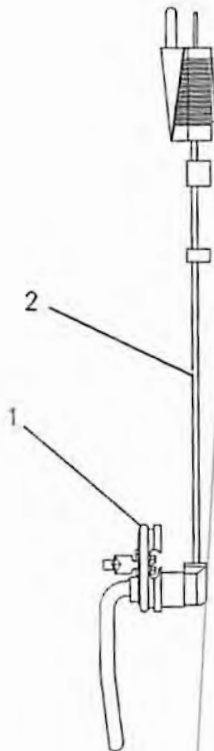
240V/1000W

AN ATTACHMENT

SMCS-1383

i01300505

NOTE	REF NO	GRAPHIC REF	PART NUMBER	QTY	PART NAME						SEE PAGE
					1	2	3	4	5	6 (PRODUCT LEVEL)	
	1	1	8M-5254	1	SEAL-O-RING (31.34MM ID)						
	2	1	159-4996	1	CORD AS-HEATER						



GRAPHIC #1

g00689388

ELECTRICAL AND STARTING SYSTEM

228-1846 INSTALLATION GP-SECURITY

S/N: RTA1-UP; RBB1-UP
AN ATTACHMENT

SMCS-7631

i01834428

NOTE	PART NUMBER	QTY	PART NAME						SEE PAGE
			1	2	3	4	5	6 (PRODUCT LEVEL)	
M	099-3649	3	BOLT (M8X1.25X40MM)						101
	205-8257	1	COIL AS						
D	5P-5677		WIRE-ELECTRICAL (18 GA) (.4M)						
	186-3735	1	PIN-CONNECTOR						
	222-3870	1	COIL AS						
	102-8802	1	KIT-RECEPTACLE (2 PIN)						
	3E-3365	2	WEDGE-RECEPTACLE LOCK (2 PIN)						
	186-3735	4	PIN-CONNECTOR						
	9X-1813	1	SLEEVE (15CM)						
E									
Y	207-5262	1	CONTROL GP-MACHINE (SECURITY)						
	205-0826	1	FILM (MACHINE SECURITY SYSTEM)						
	224-3385	1	FILM (START)						
	224-9611	1	HARNESS AS-CONTROL (SECURITY)						
	102-8805	1	KIT-RECEPTACLE (6 PIN)						
	155-2260	1	KIT-CONNECTING PLUG (3 PIN)						
	155-2270	1	KIT-CONNECTING PLUG (2 PIN)						
	155-2274	1	KIT-CONNECTING PLUG (6 PIN)						
	102-8802	1	KIT-RECEPTACLE (2 PIN)						
	102-8803	1	KIT-RECEPTACLE (3 PIN)						
	165-5655	1	LAMP AS (12 VOLT)						
	186-3735	3	PIN-CONNECTOR						
	8T-9655	6	MOUNT (ISOLATION)						
	6I-1418	3	SPACER (8.2X12.7X28.7MM THK)						
	7K-1181	24	STRAP-CABLE						
	151-6320	2	TOOL-WIRE REMOVAL						
		9N-0869	3	WASHER-HARD (8.8X25.5X2MM THK)					

D-ORDER BY THE METER
E-ORDER BY THE CENTIMETER
M-METRIC PART
Y-SEPARATE ILLUSTRATION

<END>

ELECTRICAL AND STARTING SYSTEM

117-3468 LAMP GP-FLOOD

S/N: RTA1-UP; RBB1-UP

24 VOLT. SUSPENDED

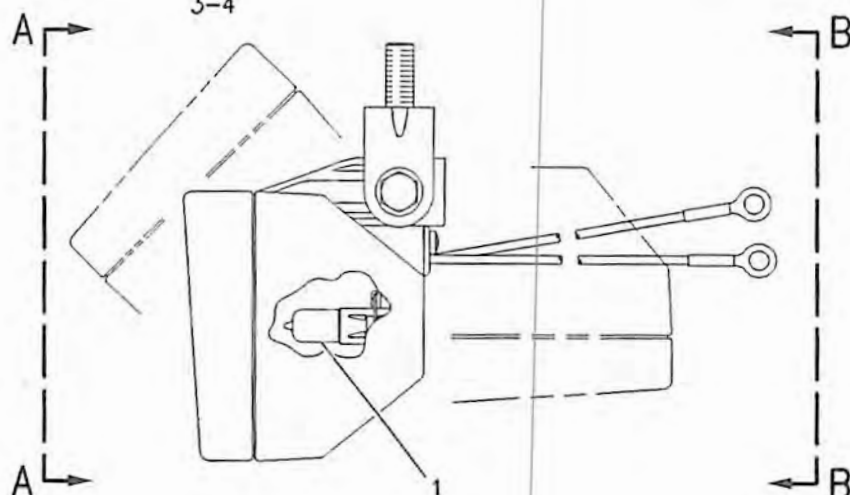
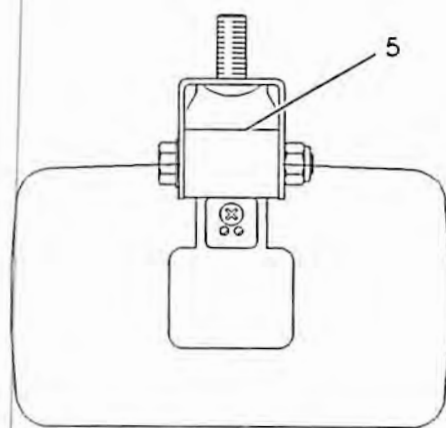
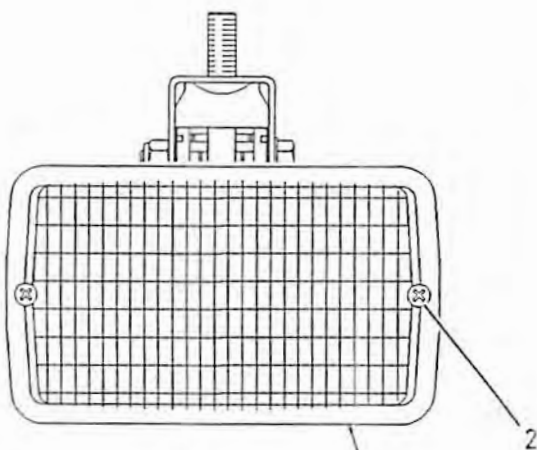
PART OF 115-1558 LIGHTING GP-AUXILIARY, 146-6906 LIGHTING GP-FL00D, 204-2004

LIGHTING GP-REAR
AN ATTACHMENT

SMCS-1434

i01289196

NOTE	REF NO	GRAPHIC REF	PART NUMBER	QTY	PART NAME						SEE PAGE
					1	2	3	4	5	6 (PRODUCT LEVEL)	
	1	1	9X-3463	1	LAMP (24 VOLT) (65 WATT)						
	2	1	144-5282	2	SCREW						
	3	1	144-5283	1	SEAL						
	4	1	144-5284	1	LENS AS						
	5	1	164-7556	1	CLIP						



g0052318

ELECTRICAL AND STARTING SYSTEM

145-6929 LAMP GP-STOP & TAIL

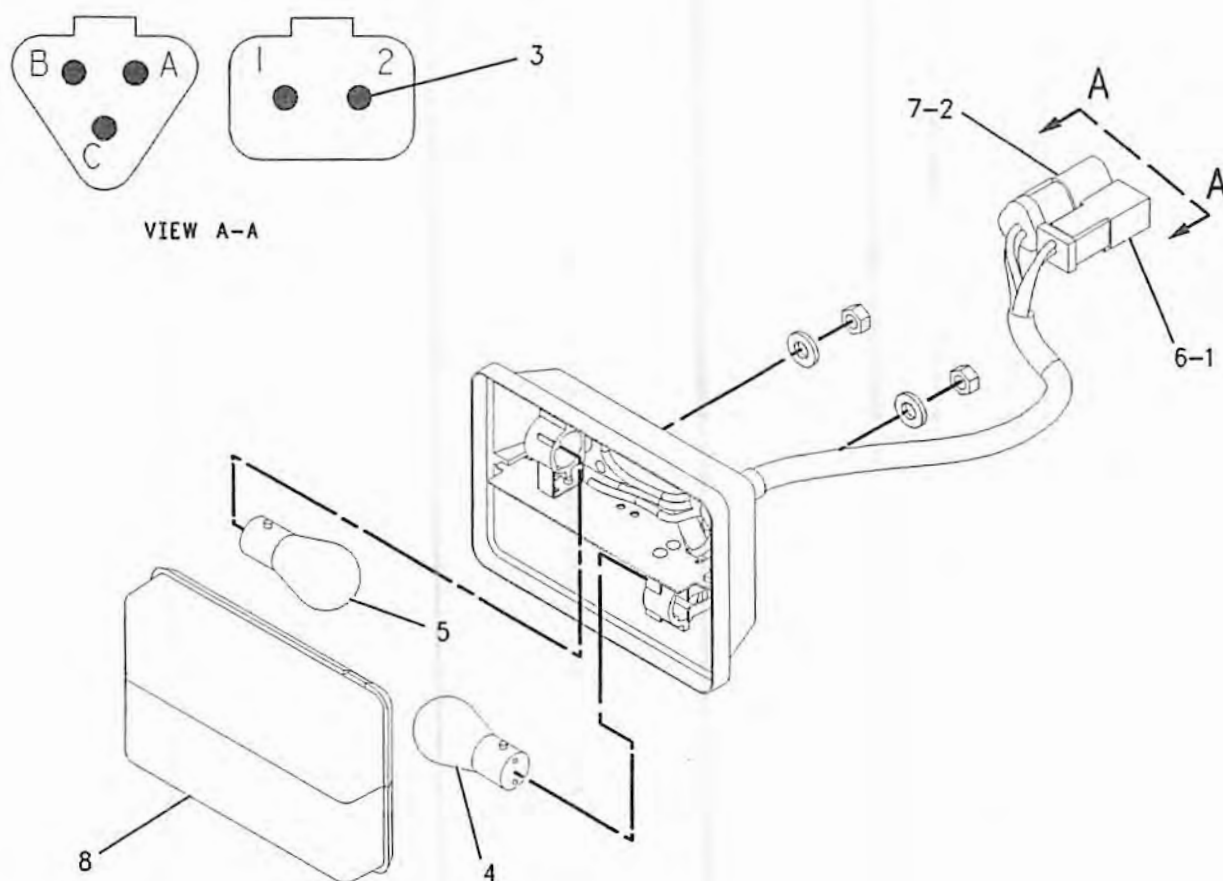
S/N: RTA1-UP; RBB1-UP

PART OF 204-9416 LIGHTING GP-FLOOD & SIGNAL

SMCS-1432

i01377118

NOTE	REF NO	GRAPHIC REF	PART NUMBER	QTY	PART NAME						SEE PAGE
					1	2	3	4	5	6 (PRODUCT LEVEL)	
	1	1	3E-3365	1	WEDGE-RECEPTACLE LOCK (2 PIN)						
	2	1	3E-3371	1	WEDGE-RECEPTACLE LOCK						
	3	1	8T-8729	5	PIN-CONNECTOR						
	4	1	9X-4492	1	LAMP						
	5	1	9X-4493	1	LAMP (24 VOLT)						
	6	1	102-8802	1	KIT-RECEPTACLE (2 PIN)						
					(KIT INCLUDES RECEPTACLE AS AND WEDGE)						
	7	1	102-8803	1	KIT-RECEPTACLE (3 PIN)						
					(KIT INCLUDES RECEPTACLE AS AND WEDGE)						
	8	1	146-2438	1	LENS						



GRAPHIC #1

g00728005

ELECTRICAL AND STARTING SYSTEM

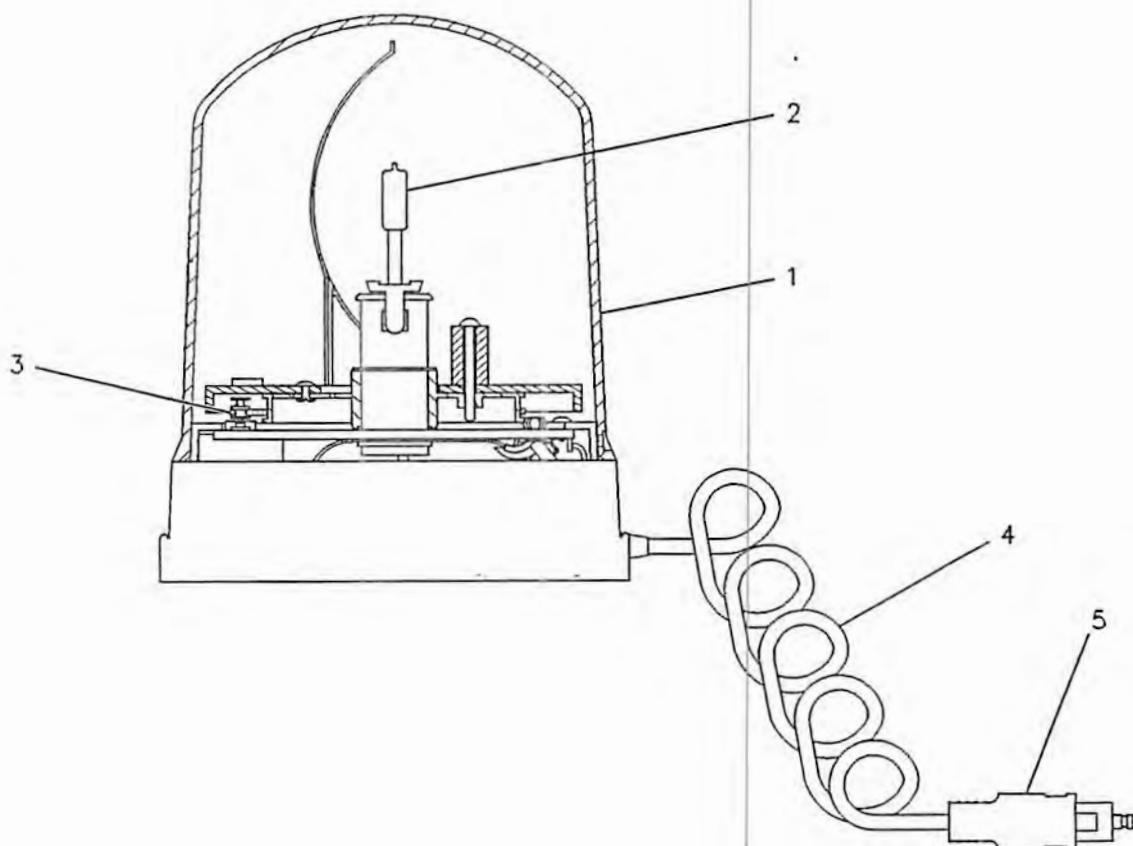
108-1029 LAMP GP-WARNING BEACON

S/N: RTA1-UP; RBB1-UP
PART OF 218-8836 LIGHTING GP-WARNING
AN ATTACHMENT

SMCS-1431

i01289250

NOTE	REF NO	GRAPHIC REF	PART NUMBER	QTY	PART NAME						SEE PAGE
					1	2	3	4	5	6 (PRODUCT LEVEL)	
	1	1	9X-8121	1	LENS-AMBER						
	2	1	9X-7849	1	LAMP						
	3	1	9X-8139	1	BELT-DRIVE						
	4	1	9R-7958	1	CORD AS						
	5	1	9R-7942	1	PLUG AS						



GRAPHIC #1

g00131297

ELECTRICAL AND STARTING SYSTEM

115-1558 LIGHTING GP-AUXILIARY

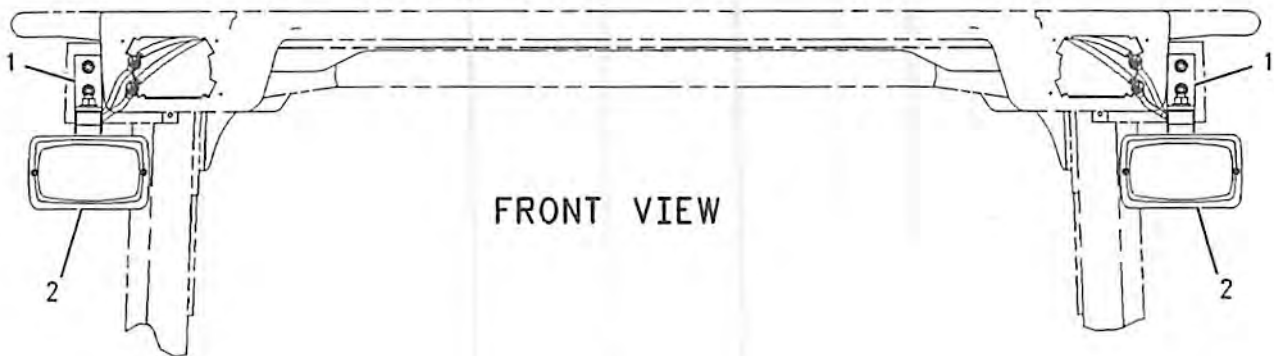
S/N: RTA1-UP; RBB1-UP
AN ATTACHMENT

SMCS-1429

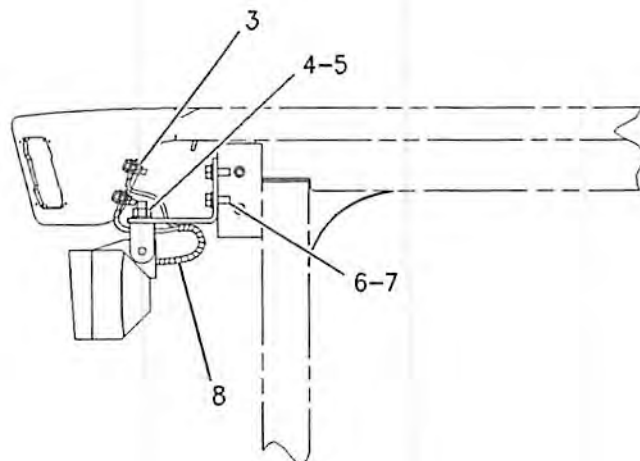
i01132857

NOTE	REF NO	GRAPHIC REF	PART NUMBER	QTY	PART NAME						SEE PAGE
					1	2	3	4	5	6 (PRODUCT LEVEL)	
	1	1	115-1559	2	PLATE						
Y	2	1	117-3468	2	LAMP GP-FLOOD						108
M	3	1	5C-2890	4	NUT (M6X1.00 THD)						
	4	1	8T-4121	2	WASHER-HARD (2.5MM THK)						
M	5	1	8T-4133	2	NUT (M10X1.50 THD)						
M	6	1	8T-4189	4	BOLT (M8X1.25X20MM)						
	7	1	8T-4224	4	WASHER-HARD (8.8X16X2MM THK)						
D	8	1	5P-6039		WRAP-SPIRAL (0.5M)						

D-ORDER BY THE METER
M-METRIC PART
Y-SEPARATE ILLUSTRATION



FRONT VIEW



GRAPHIC #1

g00663501

ELECTRICAL AND STARTING SYSTEM

117-9622 LIGHTING GP-FLOOD

S/N: RTA1-UP; RBB1-UP
PART OF 205-0522 CAB AR
AN ATTACHMENT

SMCS-1434

i01689160

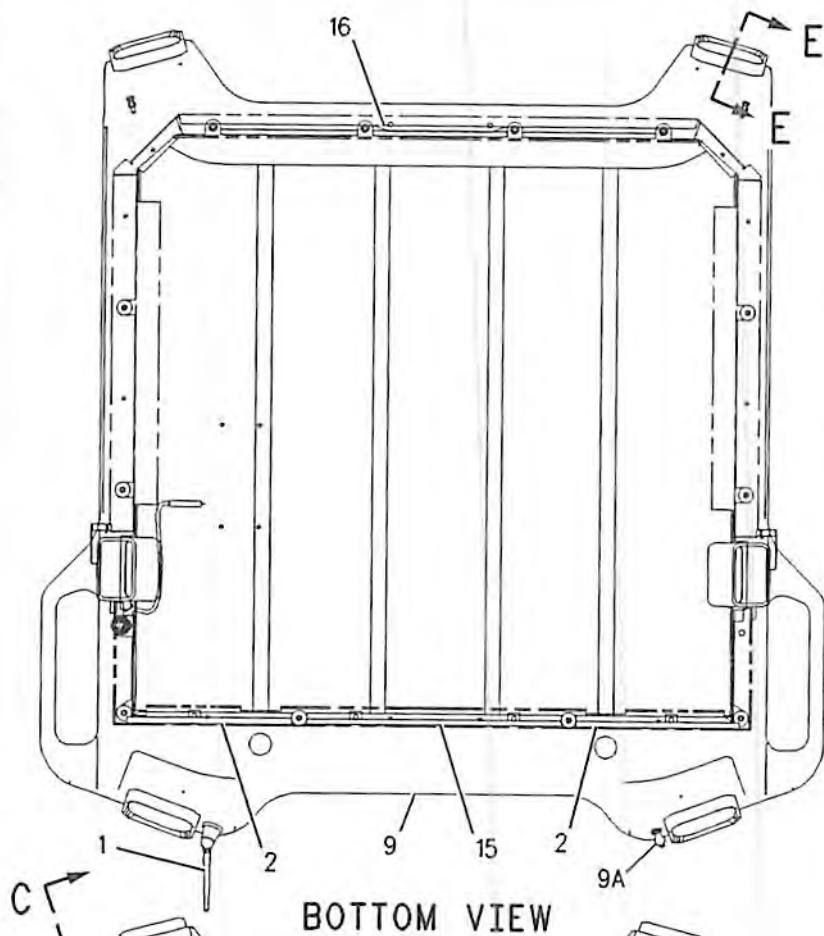
NOTE	REF NO	GRAPHIC REF	PART NUMBER	QTY	PART NAME						SEE PAGE
					1	2	3	4	5	6 (PRODUCT LEVEL)	
	1	1	8E-1118	1	ANTENNA AS						
D	2	1	5P-5639	2	SEAL (0.32M EACH)						
	3	1	109-7041	4	LAMP GP-FLOOD						
					(EACH INCLUDES)						
		1	9X-3463	1	LAMP-HEAD (24 VOLT)						
		1	142-5789	4	SCREW						
4		1	109-8981	1	CABLE AS-COAXIAL						
5		1	111-0157	1	HARNESS AS-LIGHTING (FLOOD)						
		1	102-8804	1	KIT-RECEPTACLE (4 PIN)						
					(INCLUDES RECEPTACLE AS & WEDGE)						
6		1	114-6604	16	NUT-SPEED						
7		1	119-0781		ADHESIVE						
C	8	1	164-5509	1	BLOCK						
C	9	1	180-5100	1	ROOF						
9A		1	9R-7941	1	RECEPTACLE AS-POWER (24 VOLTS)						
		1	178-7539	1	RECEPTACLE AS						
		1	9R-7980	1	COVER						
		1	5P-5774	1	PLUG						
M	10	1	5C-2890	4	NUT (M6X1 THD)						
M	11	1	6V-7357	4	BOLT (M6X1.0X25MM)						
CM	12	1	8T-4137	12	BOLT (M10X1.5X20MM)						
	13	1	8T-4205	8	WASHER-HARD (7.2X14.5X2MM THK)						
C	14	1	8T-4226	12	WASHER-PLATED (10.5X45X3MM THK)						
D	15	1	5P-5639		SEAL (0.51M)						
D	16	1	5P-5639		SEAL (0.27M)						

C-CHANGE FROM PREVIOUS TYPE
D-ORDER BY THE METER
M-METRIC PART

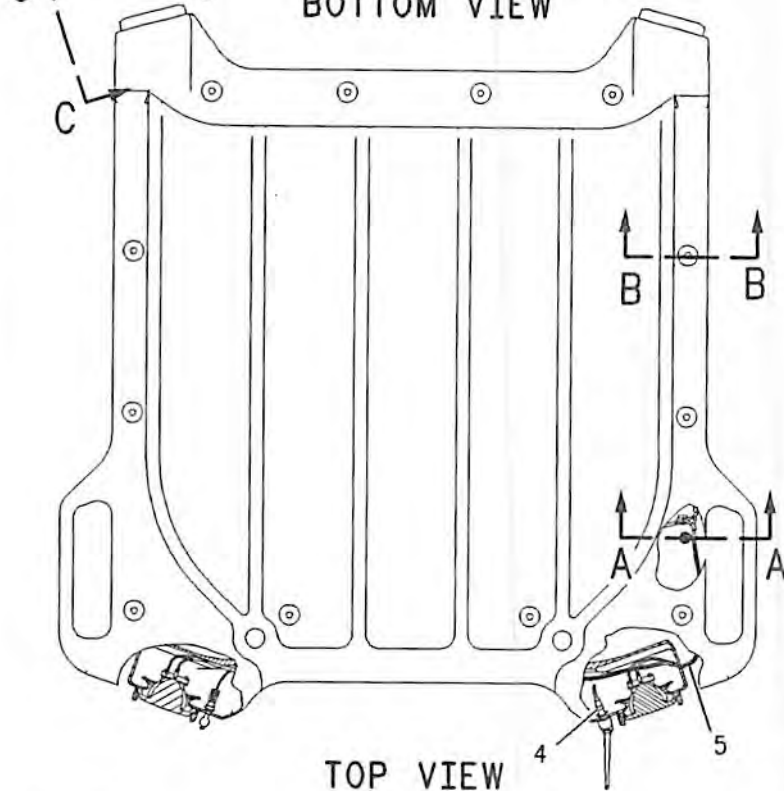
ELECTRICAL AND STARTING SYSTEM

117-9622 LIGHTING GP-FLOOD (contd.)

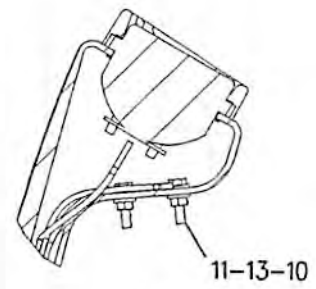
i01689160



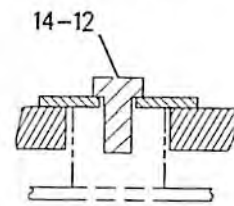
BOTTOM VIEW



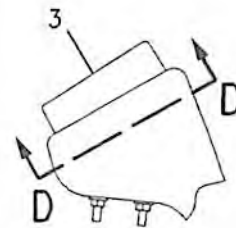
TOP VIEW



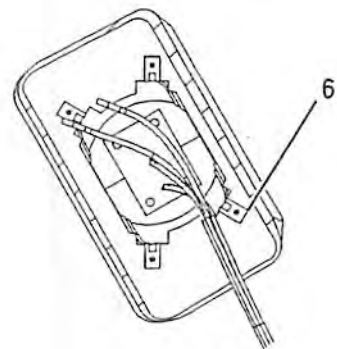
SECTION E-E



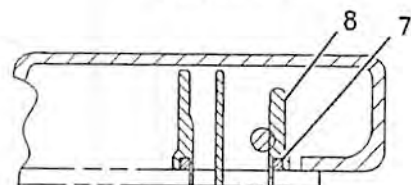
SECTION B-B



SECTION C-C



SECTION D-D



SECTION A-A

GRAPHIC #1

g00786496

ELECTRICAL AND STARTING SYSTEM

120-6668 LIGHTING GP-FLOOD

S/N: RTA1-UP; RBB1-UP

4 LAMP

PART OF 205-0520 CANOPY GP-OPEN ROPS

AN ATTACHMENT

SMCS-1434

i01563515

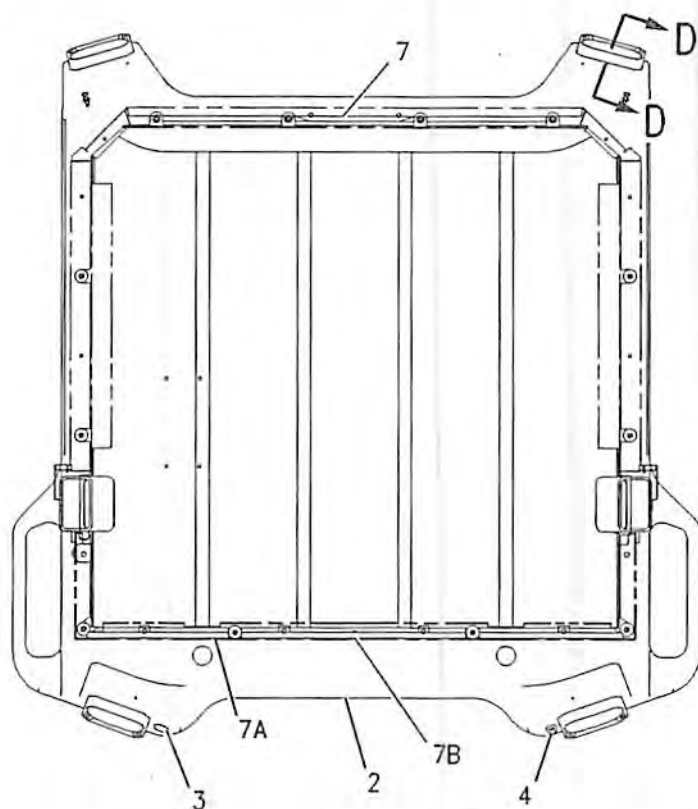
NOTE	REF NO	GRAPHIC REF	PART NUMBER	QTY	PART NAME						SEE PAGE
					1	2	3	4	5	6 (PRODUCT LEVEL)	
	1	1	109-7041	4	LAMP GP-FLOOD						
					(EACH INCLUDES)						
		1	142-5789	4	SCREW						
		1	9X-3463	1	LAMP (24 VOLT)						
C	2	1	180-5100	1	ROOF						
	3	1	5P-5774	1	PLUG						
	4	1	9R-7941	1	RECEPTACLE AS-POWER (24 VOLTS)						
		1	9R-7980	1	COVER						
CM	5	1	8T-4137	12	BOLT (M10X1.5X20MM)						
C	6	1	8T-4226	12	WASHER-PLATED (10.5X45X3MM THK)						
C	7	1	5P-5639	3	SEAL (.27M EACH)						
C	7A	1	5P-5639	2	SEAL (.32M EACH)						
C	7B	1	5P-5639		SEAL (.51M)						
	8	1	114-6604	16	NUT-SPEED						
	9	1	111-0157	1	HARNESS AS-LIGHTING (FLOOD)						
M	10	1	5C-2890	4	NUT (M6X1 THD)						
CM	11	1	6V-7357	4	BOLT (M6X1.0X25MM)						
	12	1	8T-4205	8	WASHER-HARD (7.2X14.5X2MM THK)						

C-CHANGE FROM PREVIOUS TYPE
M-METRIC PART

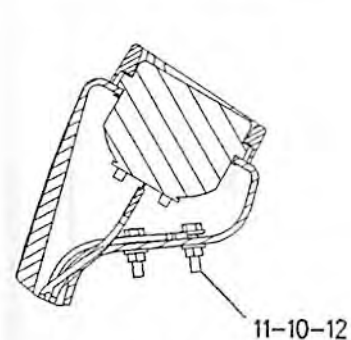
ELECTRICAL AND STARTING SYSTEM

120-6668 LIGHTING GP-FLOOD (contd.)

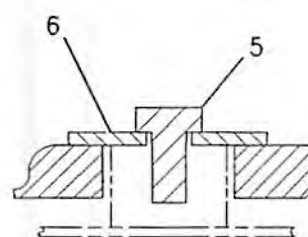
i01563515



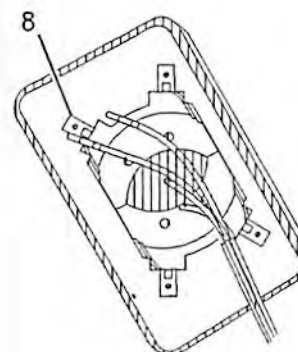
BOTTOM VIEW



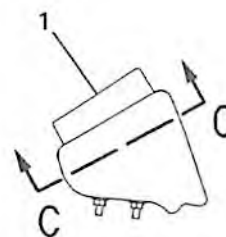
SECTION D-D



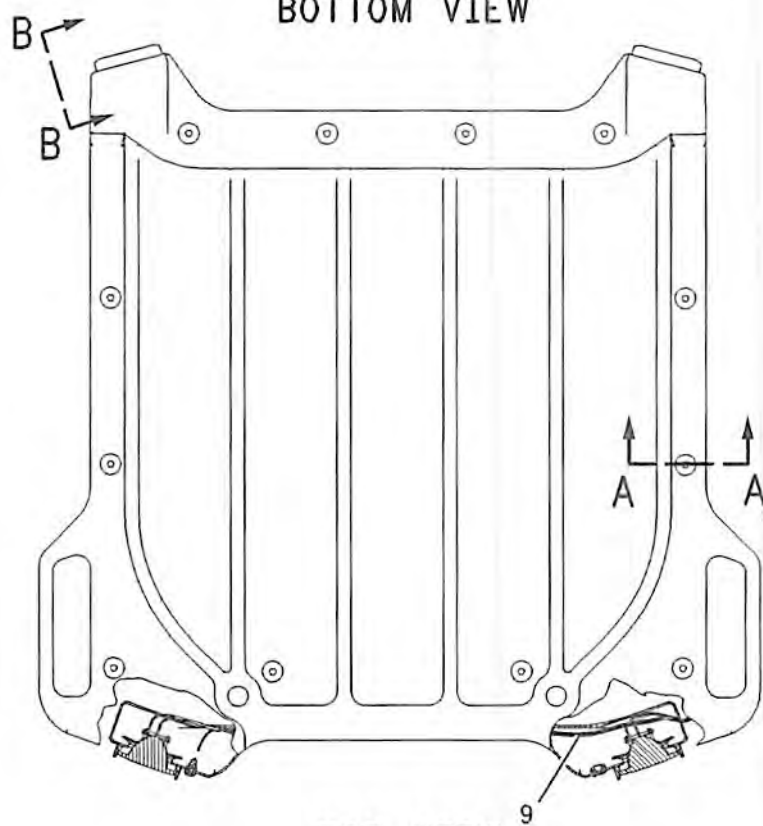
SECTION A-A



SECTION C-C



SECTION B-B



TOP VIEW

GRAPHIC #1

g00821364

ELECTRICAL AND STARTING SYSTEM

146-6906 LIGHTING GP-FLOOD

S/N: RTA1-UP; RBB1-UP

2 LAMP

PART OF 216-6908 CAB AR
AN ATTACHMENT

SMCS-1434

i01859461

NOTE	REF NO	GRAPHIC REF	PART NUMBER	QTY	PART NAME						SEE PAGE
					1	2	3	4	5	6 (PRODUCT LEVEL)	
Y	1	1	117-3468	2	LAMP GP-FLOOD (24V, SUSPENDED)						108
	2	1	115-1559	2	PLATE						
	3	1	8T-4121	2	WASHER-HARD (11X21X2.5MM THK)						
M	4	1	8T-4133	2	NUT (M10X1.5 THD)						
	5	1	5P-8525	2	GROMMET						
M	6	1	5C-2890	8	NUT (M6X1 THD)						
M	7	1	8T-4970	8	BOLT (M6X1X14MM)						
	8	1	4B-4674	8	WASHER (6.4X14.5X1.6MM THK)						
M	9	1	8T-4189	4	BOLT (M8X1.25X20MM)						
	10	1	8T-4224	4	WASHER-HARD (8.8X16X2MM THK)						
M	11	1	8T-4138	4	BOLT (M6X1X20MM)						
	12	1	1H-3244	4	LOCKWASHER						
	13	1	4B-4276	8	WASHER (7X16X1.6MM THK)						
	14	1	5P-6039		WRAP-SPIRAL (.5M)						
	15	1	7K-1181	6	STRAP-CABLE						
	16	1	157-0634	1	HARNESS AS-LIGHTING (FLOOD)						

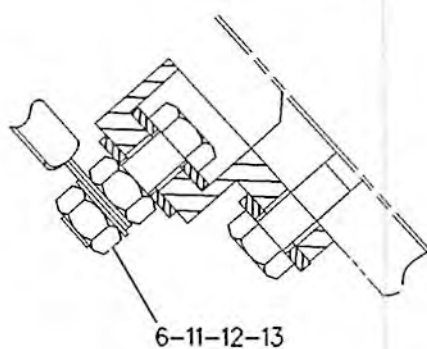
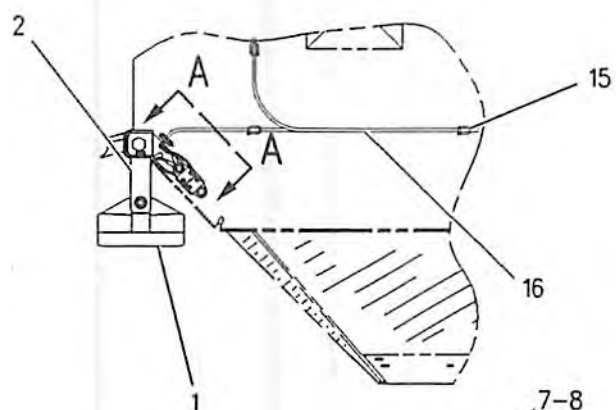
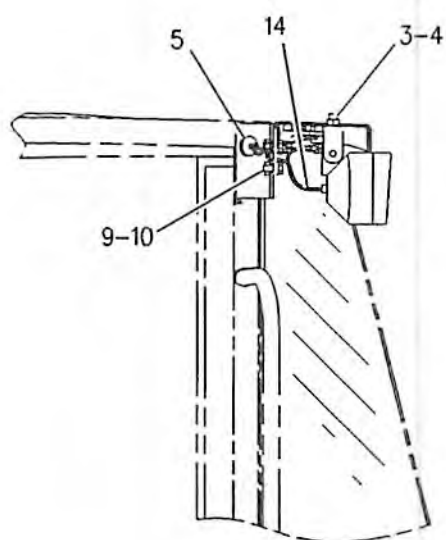
M-METRIC PART

Y-SEPARATE ILLUSTRATION

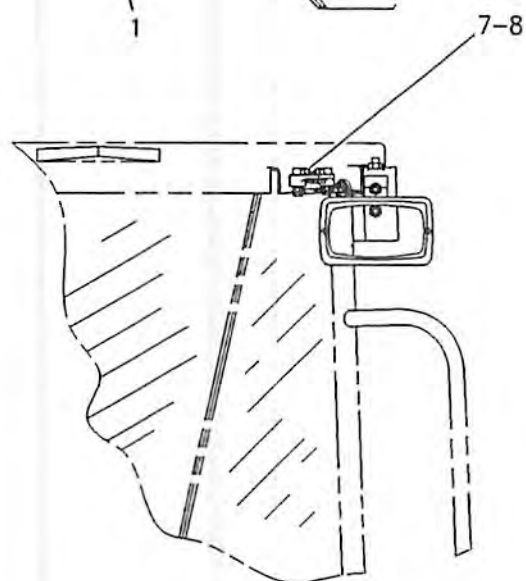
ELECTRICAL AND STARTING SYSTEM

146-6906 LIGHTING GP-FLOOD (contd.)

i01859461



SECTION A-A



APHIC #1

g00334606

ELECTRICAL AND STARTING SYSTEM

204-9416 LIGHTING GP-FLOOD & SIGNAL

S/N: RTA1-UP; RBB1-UP

PART OF 216-8960, 216-8961 COMMON AR

SMCS-1430, 1434

i01829599

NOTE	REF NO	GRAPHIC REF	PART NUMBER	QTY	PART NAME						SEE PAGE	
					1	2	3	4	5	6 (PRODUCT LEVEL)		
Y	1	1	3E-6328	1	ALARM GP (24V)						91	
	2	1	5C-8964	1	LAMP AS-RH							
	3	1	5C-9029	1	LAMP AS-LH							
	4	1	5V-2998	1	PLATE							
	5	1	6K-0806	9	STRAP-CABLE							
	6	1	9R-1499	2	REFLECTOR							
	7	1	9R-2404	6	REFLECTOR-AMBER							
	8	1	9X-4493	2	LAMP (24 VOLT/21 WATT)							
M	9	1	9X-6615	4	BOLT (M5X.8X30MM)							
	10	1	108-0358	1	FLASHER AS (12/24 VOLT)							
	11	1	109-7041	2	LAMP GP-FLOOD							
					(EACH INCLUDES)							
		1	9X-3463	1	LAMP-HEAD (24 VOLT) (65 WATT)							
		1	142-5789	4	SCREW							
	12	1	111-5042	2	FASTENER							
	13	1	112-7294	2	HOUSING-LAMP							
	14	1	114-6604	8	NUT-SPEED							
	15	1	131-7866	2	PLATE AS							
					(EACH INCLUDES)							
	M	1	8T-3612	3	NUT-WELD (M8X1.25 THD)							
	16	1	131-7874	4	PAD-RESILIENT							
	17	1	132-2349	2	BRACKET AS							
	18	1	143-0026	1	HARNESS AS-LIGHTING (FLOOD & SIGNAL, RIGHT SIDE)							
	1	102-8805	1	KIT-RECEPTACLE (6 PIN)								
19	1	143-0027	1	HARNESS AS-LIGHTING (FLOOD & SIGNAL, LEFT SIDE)								
	1	102-8805	1	KIT-RECEPTACLE (6 PIN)								
Y	20	1	145-6929	2	LAMP GP-STOP & TAIL						109	
	21	1	173-3064	1	SWITCH AS-TURN SIG & WARNING							
		1	5L-7200	1	SCREW (8-32X0.375 IN)							
		1	9B-7233	1	LOCKWASHER							
	22	1	202-7479	1	HARNESS AS-LIGHTING (TURN SIGNALS)							
		1	102-8801	1	KIT-RECEPTACLE (12 PIN)							
	23	1	119-5026	2	SCREW-PAN HEAD (10-16X0.63 IN)							
	24	1	133-3235	1	LEVER							
	25	1	1H-4393	3	LOCKWASHER							
	M	26	1	3T-0851	4	LOCKNUT (M5X.8 THD)						
	M	27	1	5C-2890	1	NUT (M6X1 THD)						
	M	28	1	5C-8312	3	NUT (M4X0.7 THD)						
		29	1	5P-4116	6	WASHER-HARD (8.8X20.5X2MM THK)						
		30	1	7X-0620	6	WASHER-HARD (5.5X13X1.6MM THK)						
		31	1	8T-4121	8	WASHER-HARD (11X21X2.5MM THK)						
M	32	1	8T-4137	8	BOLT (M10X1.5X20MM)							
	33	1	8T-4205	4	WASHER-HARD (7.2X14.5X2MM THK)							
M	34	1	8T-6912	6	BOLT (M8X1.25X50MM)							
M	35	1	9X-2045	1	SCREW-TRUSS HEAD (M6X1X20MM)							
	36	1	9X-8256	1	WASHER (6.6X12X2MM THK)							

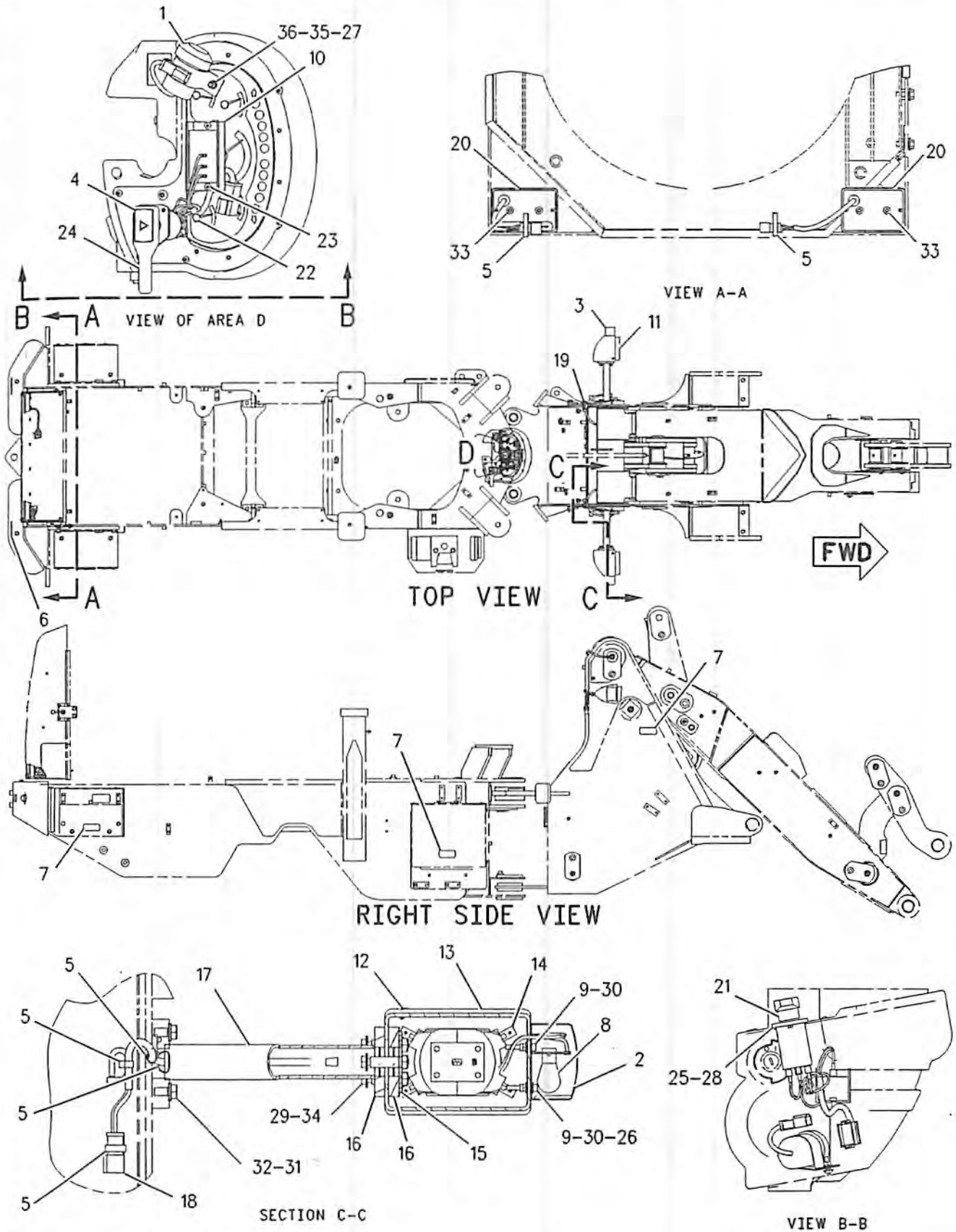
M-METRIC PART

Y-SEPARATE ILLUSTRATION

ELECTRICAL AND STARTING SYSTEM

204-9416 LIGHTING GP - FLOOD & SIGNAL (contd.)

i01829599



GRAPHIC #1

g00933723

ELECTRICAL AND STARTING SYSTEM

204-2004 LIGHTING GP-REAR

S/N: RTA1-UP; RBB1-UP
PART OF 216-6908 CAB AR
AN ATTACHMENT

SMCS-1434

i01610529

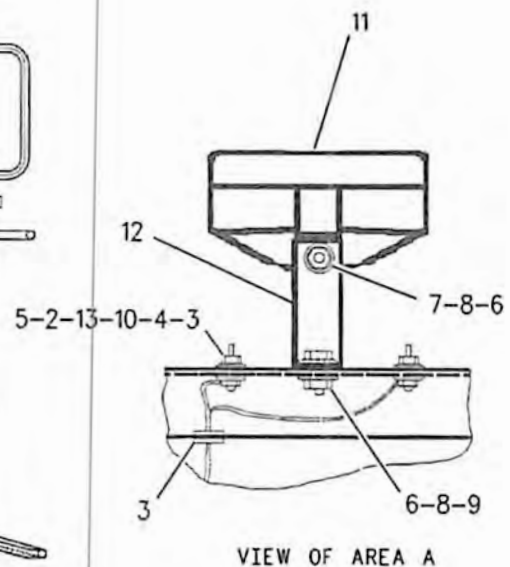
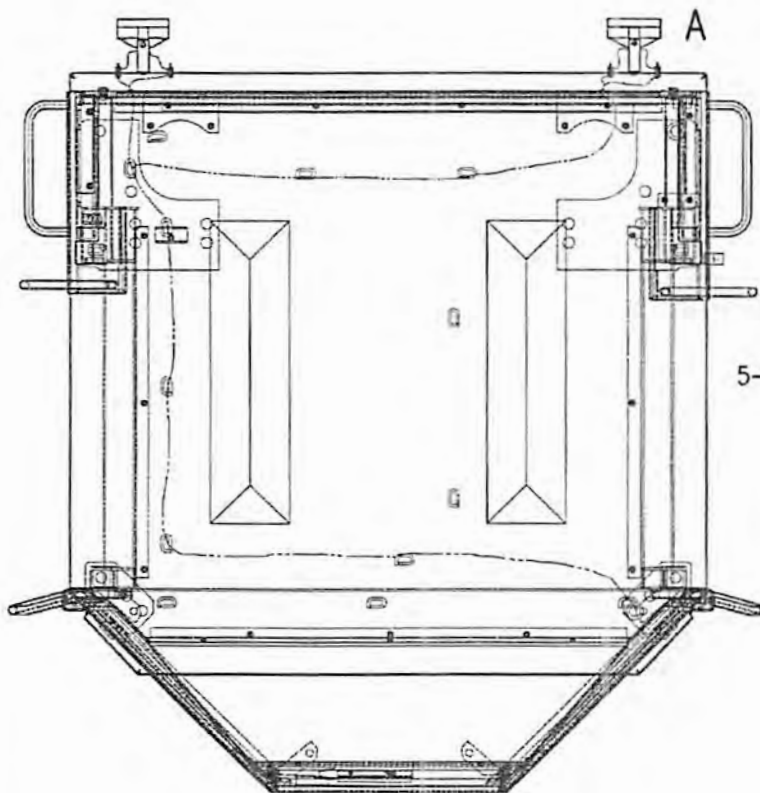
NOTE	REF NO	GRAPHIC REF	PART NUMBER	QTY	PART NAME						SEE PAGE
					1	2	3	4	5	6 (PRODUCT LEVEL)	
BF		1	3S-2093	4	STRAP-CABLE						
	2	1	4B-2048	8	NUT (10-32 THD)						
	3	1	4M-7470	6	GROMMET						
	4	1	4V-4164	8	BUSHING-TERMINAL						
	5	1	6D-6146	4	SCREW-MACHINE (10-32X1.25)						
	6	1	7X-7729	6	WASHER (11X25X3MM THK)						
	7	1	8T-4121	2	WASHER-HARD (11X21X2.5MM THK)						
M	8	1	8T-4133	4	NUT (M10X1.5 THD)						
M	9	1	8T-4136	2	BOLT (M10X1.5X25MM)						
	10	1	9F-8125	8	LOCKWASHER						
Y	11	1	117-3468	2	LAMP GP-FLOOD						108
	12	1	9X-9365	2	BRACKET						
	13	1	098-8968	8	WASHER (5X16X1.2MM THK)						

B-USE AS REQUIRED

F-NOT SHOWN

M-METRIC PART

Y-SEPARATE ILLUSTRATION



GRAPHIC #1

g0083348

ELECTRICAL AND STARTING SYSTEM

218-8836 LIGHTING GP-WARNING

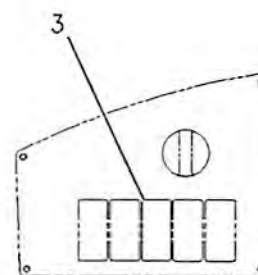
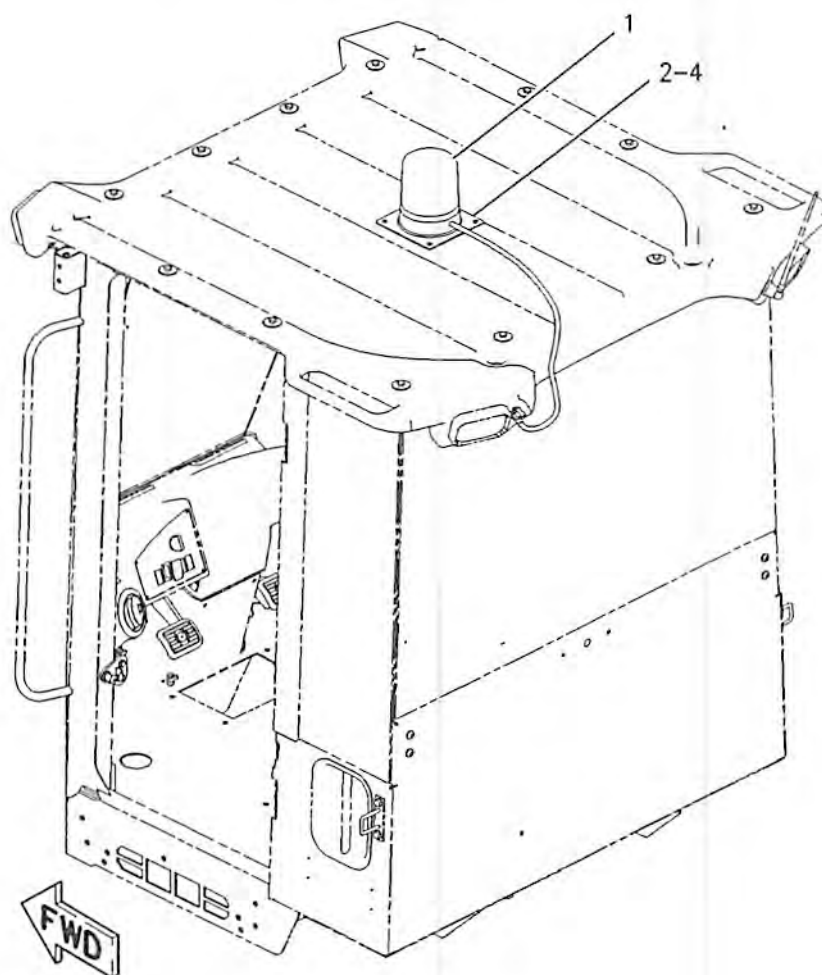
S/N: RTA1-UP; RBB1-UP
AN ATTACHMENT

SMCS-1431

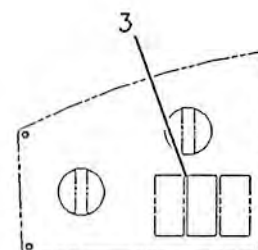
i01819945

NOTE	REF NO	GRAPHIC REF	PART NUMBER	QTY	PART NAME	SEE PAGE
					1 2 3 4 5 6 (PRODUCT LEVEL)	
Y	1	1	108-1029	1	LAMP GP-WARNING BEACON (24 VOLT)	110
	2	1	129-0336	1	PLATE	
	3	1	195-0925	1	SWITCH AS-ROCKER (WARNING BEACON)	
		1	111-7899	1	GASKET	
	4	1	6V-6635	4	SCREW-PAN HEAD	

Y-SEPARATE ILLUSTRATION



LH SWITCH PANEL
(924, 928, IT28G)



LH SWITCH PANEL
(938, IT38G11)

GRAPHIC #1

g00905707

ELECTRICAL AND STARTING SYSTEM

219-1855 LINES GP-STARTING AID

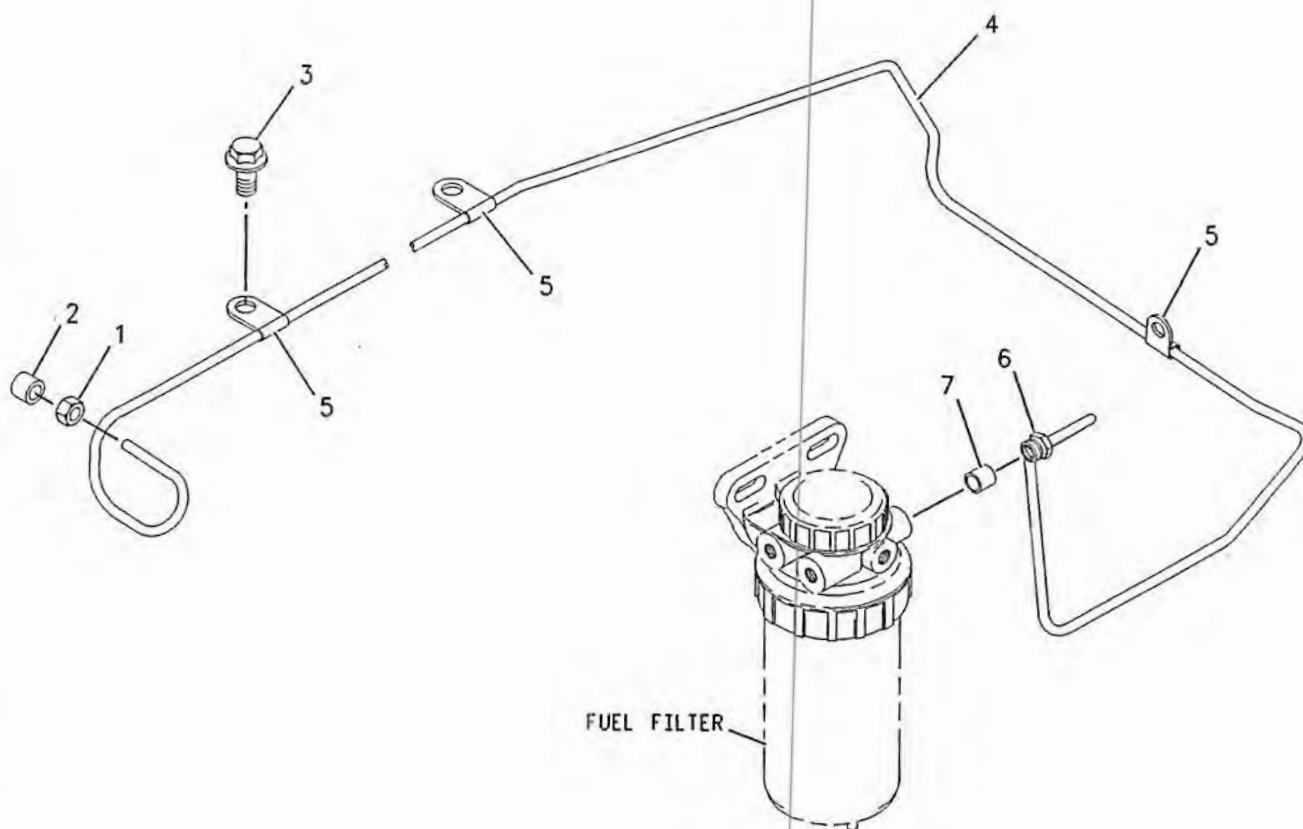
S/N: CPT1-UP

PART OF 206-2744 ENGINE AR-PRIMARY

SMCS-1090, 1296

i01725061

NOTE	REF NO	GRAPHIC REF	PART NUMBER	QTY	PART NAME						SEE PAGE
					1	2	3	4	5	6 (PRODUCT LEVEL)	
	1	1	067-6998	1	NUT						
	2	1	067-6999	1	FERRULE						
	3	1	114-4363	2	BOLT (M8X1.25X12MM)						
	4	1	219-1856	1	LINE AS-FUEL						
	5	1	101-3927	3	CLIP						
	6	1	101-3983	1	NUT (3/16)						
	7	1	101-3984	1	FERRULE						



GRAPHIC #1

g0088E

ELECTRICAL AND STARTING SYSTEM

160-2443 SENSOR GP-POSITION

S/N: RTA1-UP; RBB1-UP

ROTARY

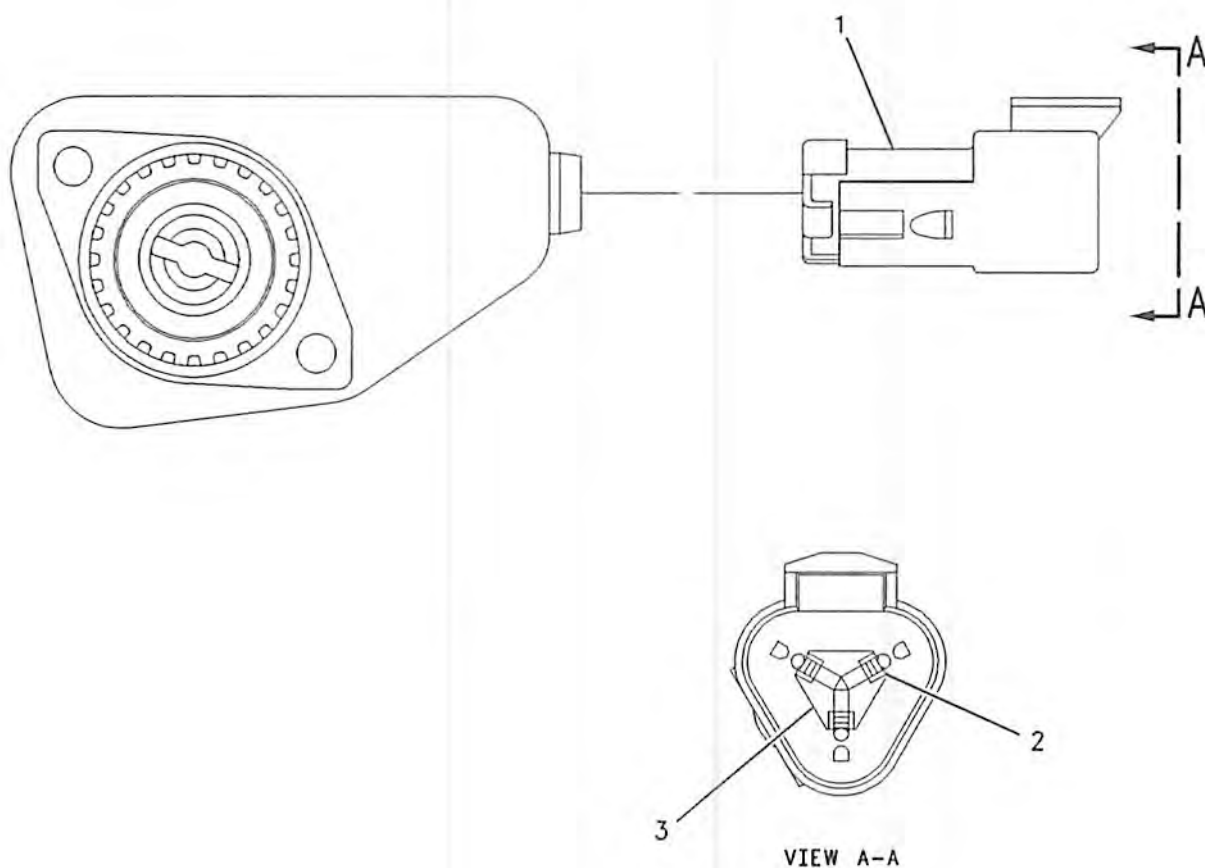
PART OF 190-4700 PEDAL GP-GOVERNOR

AN ATTACHMENT

SMCS-4269, 5702, 5736, 5737, 7494

i01431988

NOTE	REF NO	GRAPHIC REF	PART NUMBER	QTY	PART NAME						SEE PAGE
					1	2	3	4	5	6 (PRODUCT LEVEL)	
	1	1	102-8803	1	KIT-RECEPTACLE (3 PIN)						
					(INCLUDES RECEPTACLE AS & WEDGE)						
	2	1	8T-8729	3	PIN-CONNECTOR						
	3	1	3E-3371	1	WEDGE-RECEPTACLE LOCK (3 PIN)						



GRAPHIC #1

g00637818

ELECTRICAL AND STARTING SYSTEM

219-1854 STARTING AID GP

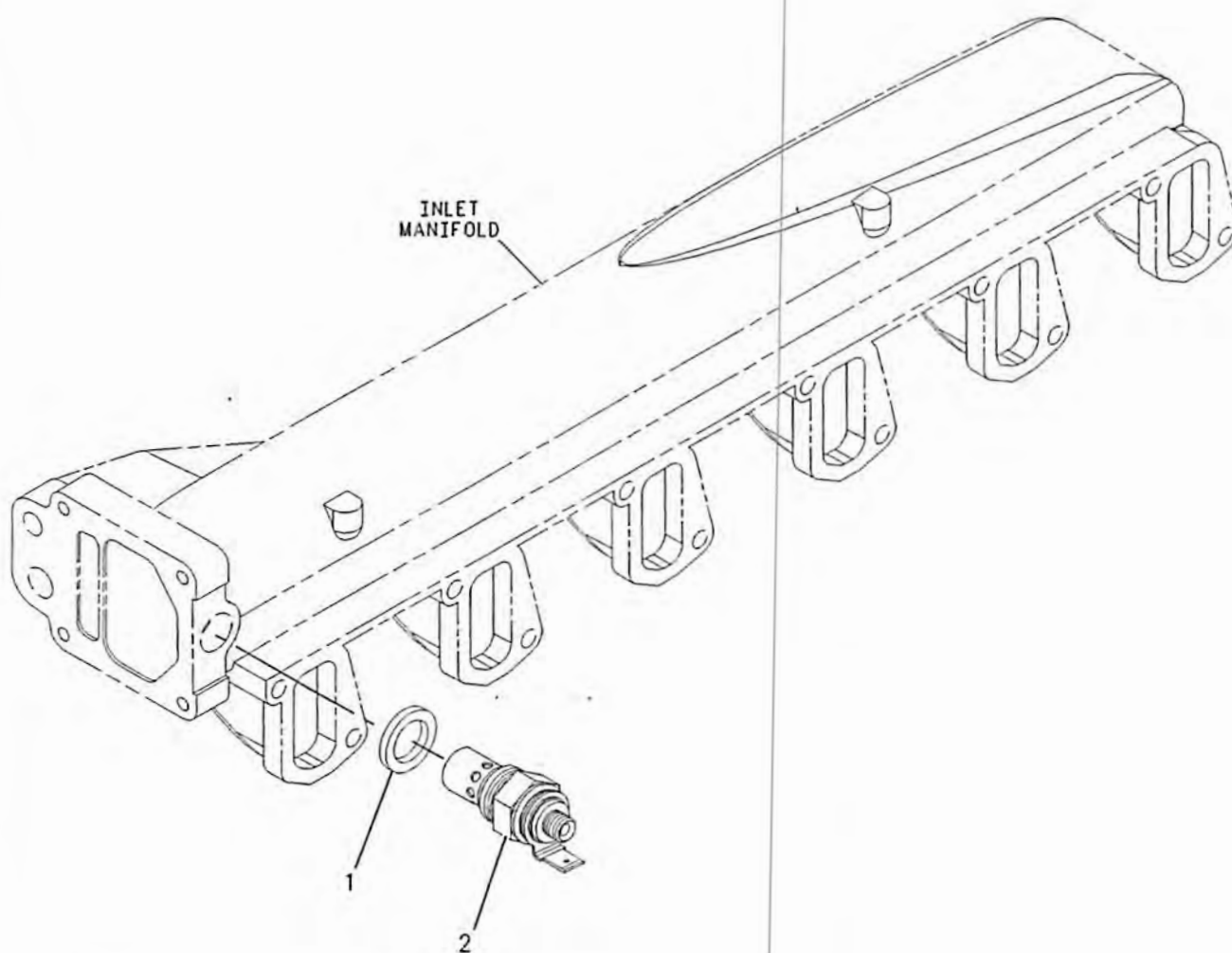
S/N: CPT1-UP

PART OF 206-2744 ENGINE AR-PRIMARY

SMCS-1090

i01725055

NOTE	REF NO	GRAPHIC REF	PART NUMBER	QTY	PART NAME						SEE PAGE
					1	2	3	4	5	6 (PRODUCT LEVEL)	
	1	1	127-2956	1	WASHER						
	2	1	186-4272	1	HEATER (AIR INLET)						



GRAPHIC #1

g00888

ELECTRICAL AND STARTING SYSTEM

1G-9963 STARTING MOTOR GP-ELECTRIC

S/N: RTA1-UP; RBB1-UP

PART OF 216-8963 INSTALLATION AR-ENGINE

SMCS-1453

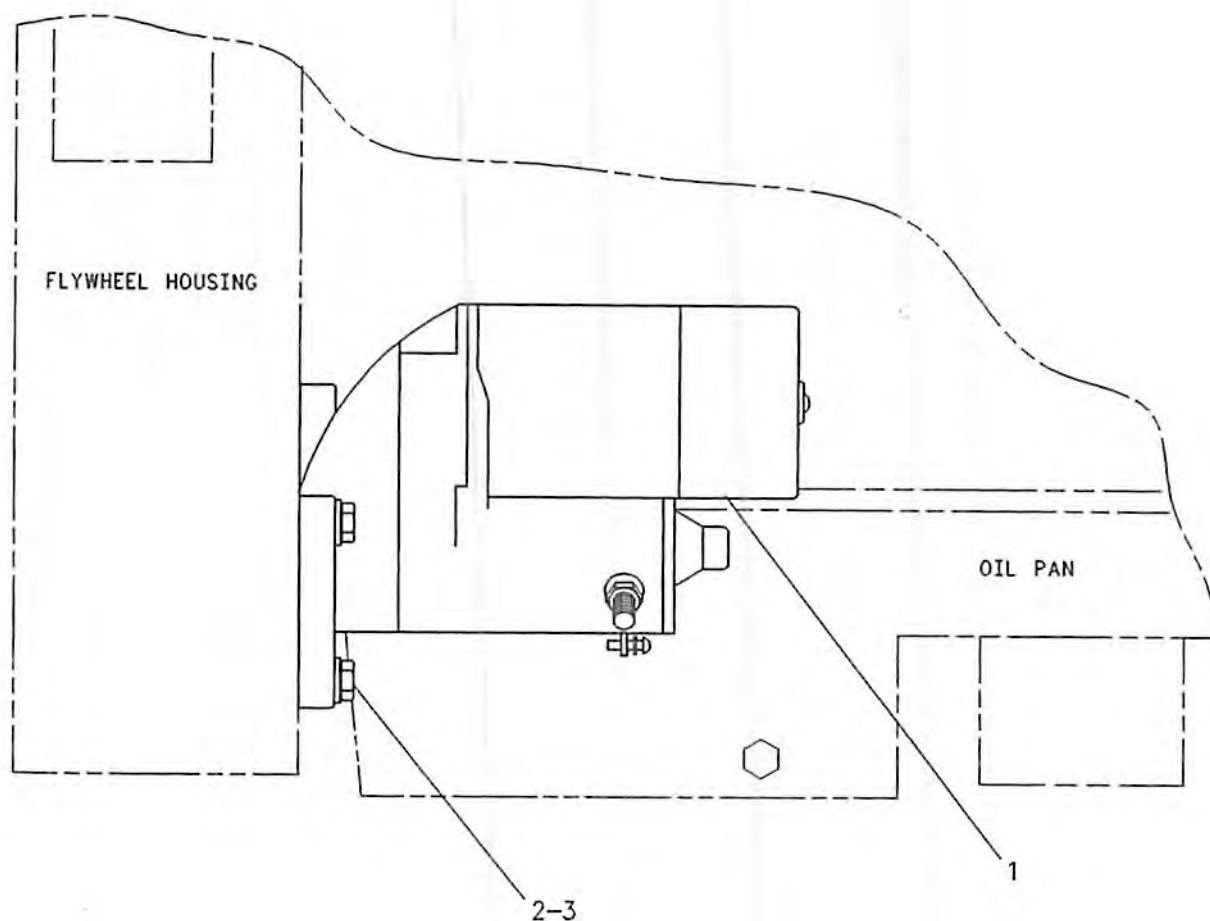
i00918401

NOTE	REF NO	GRAPHIC REF	PART NUMBER	QTY	PART NAME						SEE PAGE
					1	2	3	4	5	6 (PRODUCT LEVEL)	
YC	1	1	143-0541	1	STARTING MOTOR GP-ELECTRIC						126
M	2	1	8T-4195	3	BOLT (M10X1.50X30MM)						
	3	1	8T-4121	3	WASHER (2.5MM THK)						

C-CHANGE FROM PREVIOUS TYPE

M-METRIC PART

Y-SEPARATE ILLUSTRATION



GRAPHIC #1

g00238636

ELECTRICAL AND STARTING SYSTEM

143-0541 STARTING MOTOR GP-ELECTRIC*R

S/N: RTA1-UP; RBB1-UP

PART OF 1G-9963 STARTING MOTOR GP-ELECTRIC

SMCS-1453

i01812315

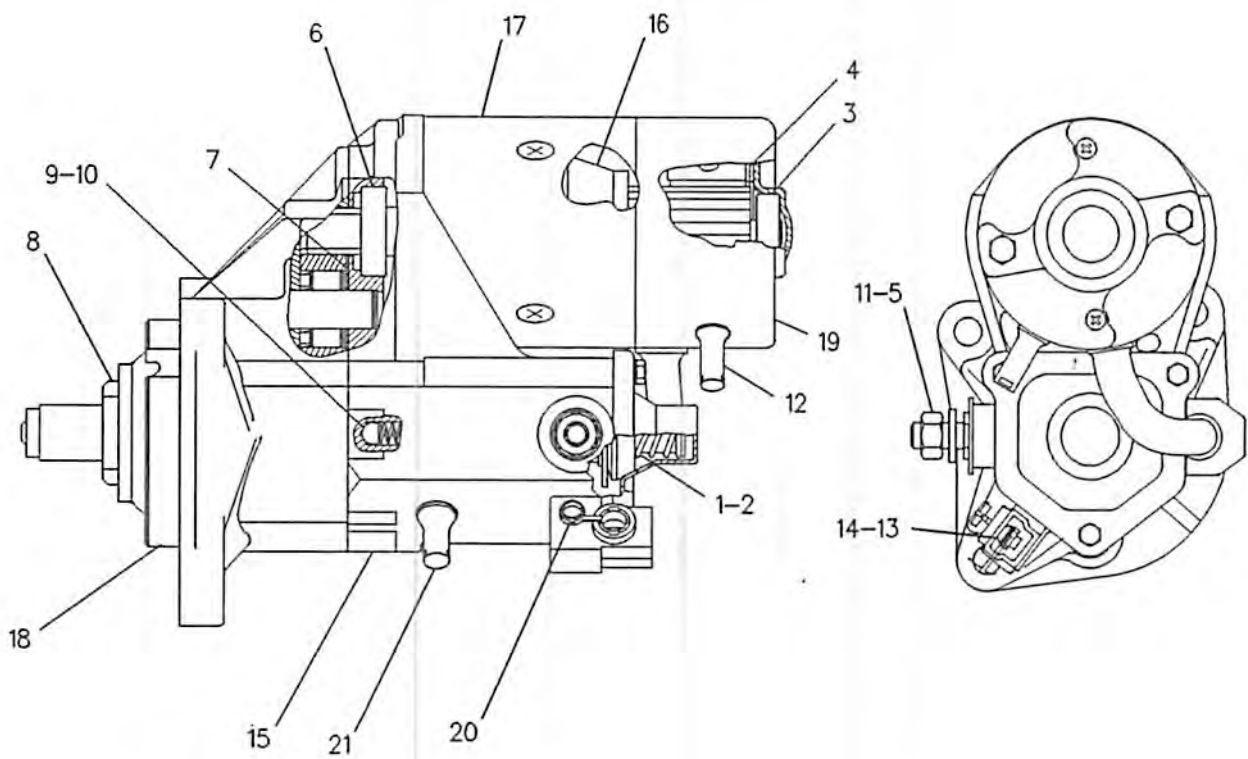
NOTE	REF NO	GRAPHIC REF	PART NUMBER	QTY	PART NAME						SEE PAGE
					1	2	3	4	5	6 (PRODUCT LEVEL)	
	1	1	8C-9778	1	PLUNGER AS						
	2	1	8C-9783	1	GASKET						
	3	1	2P-8104	1	BEARING						
	4	1	7T-6092	1	HOLDER AS-BRUSH						
M	5	1	8T-4133	2	NUT (M10X1.5 THD)						
	6	1	7T-6088	1	BEARING AS						
	7	1	7T-6087	1	WASHER						
	8	1	7T-6093	1	CLUTCH AS						
	9	1	8J-4455	1	BALL						
	10	1	7T-6090	1	SPRING						
	11	1	8T-4121	2	WASHER-HARD (11X21X2.5MM THK)						
	12	1	3E-5153	1	COVER-STARTING MOTOR						
M	13	1	9X-2036	1	SCREW-PAN HEAD						
	14	1	8F-1434	1	LOCKWASHER						
	15	1	100-6659	1	SWITCH AS (STARTER 24V)						
	16	1	3E-6238	1	ARMATURE AS						
	17	1	3E-6237	1	CASE AS-STARTING MOTOR						
	18	1	100-4115	1	HOUSING-STARTING MOTOR						
	19	1	143-1344	1	FRAME-STARTER						
	20	1	100-3685	1	CAP						
	21	1	3E-5154	1	BUSHING-STARTING MOTOR						
					AVAILABLE REPAIR KIT(S):						
			7T-6099	1	KIT-GEAR (STARTING MOTOR)						
					(INCL RETAINER, PINION AND ROLLERS)						
			8C-5457	1	KIT-CONTACT (STARTING MOTOR)						
					(INCL NUT, WASHER, PLATE BUSHING AND BOLT)						
			100-4112	1	KIT-CONTACT (STARTING MOTOR)						
					(INCL NUT, WASHER, SEAL BUSHING, PLATE & BOLT)						

M-METRIC PART

ELECTRICAL AND STARTING SYSTEM

143-0541 STARTING MOTOR GP-ELECTRIC (contd.)

i01812315



HIC #1

g00131126

ELECTRICAL AND STARTING SYSTEM

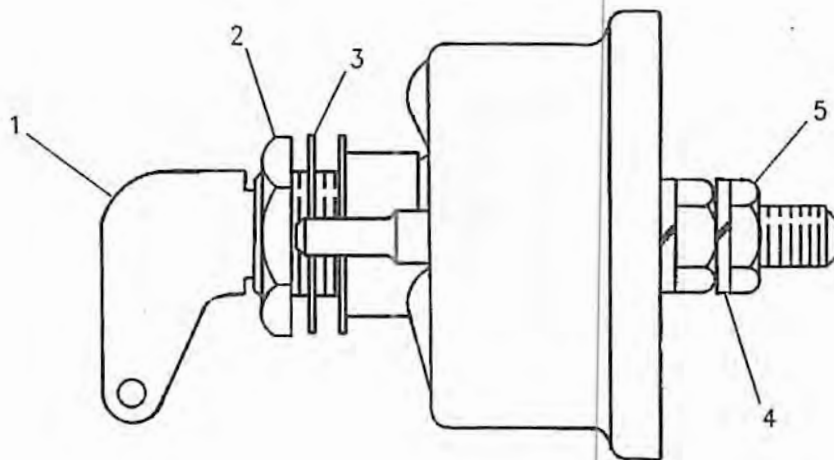
7N-0718 SWITCH GP-DISCONNECT-BATTERY

S/N: RTA1-UP; RBB1-UP
PART OF 180-8805 WIRING GP-BATTERY

SMCS-1411

i01810002

NOTE	REF NO	GRAPHIC REF	PART NUMBER	QTY	PART NAME						SEE PAGE
					1	2	3	4	5	6 (PRODUCT LEVEL)	
	1	1	8H-5306	1	KEY (BATTERY DISCONNECT)						
	2	1	8H-5303	1	NUT (3/4-16 THD)						
	3	1	2H-3922	2	LOCKWASHER						
	4	1	9F-5644	2	LOCKWASHER						
	5	1	6F-7045	2	NUT-FULL (3/8X24 THD)						



GRAPHIC #1

g007155

ELECTRICAL AND STARTING SYSTEM

3E-0154 SWITCH GP-MAGNETIC-SECONDARY STEERING

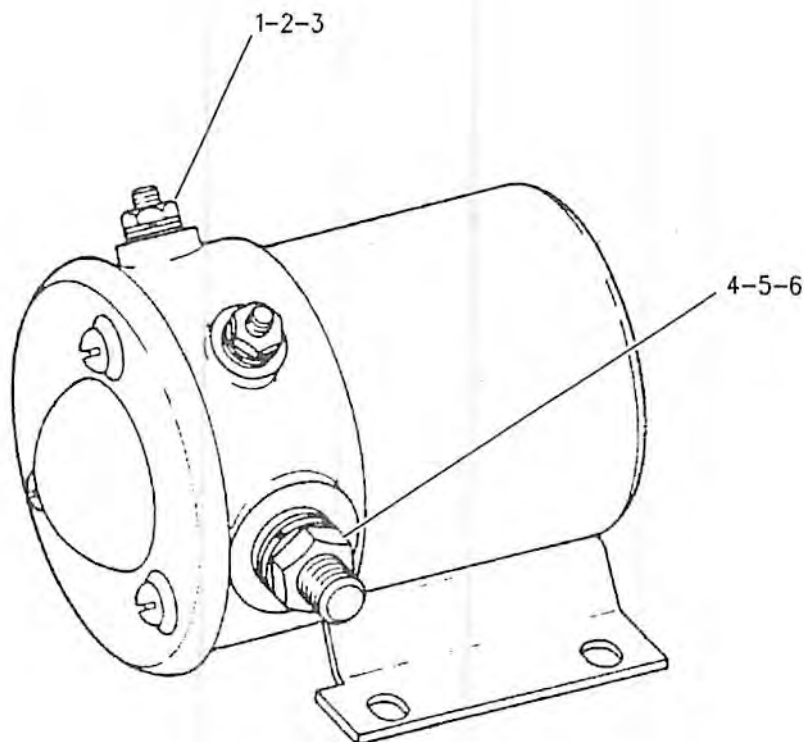
S/N: RTA1-UP; RBB1-UP

PART OF 180-8810 WIRING GP-SECONDARY STEERING
AN ATTACHMENT

-7499

101676990

REF NO	GRAPHIC REF	PART NUMBER	QTY	PART NAME						SEE PAGE
				1	2	3	4	5	6 (PRODUCT LEVEL)	
1	1	7X-0620	2	WASHER-HARD (5.5X13X1.6MM THK)						
2	1	8F-1434	2	LOCKWASHER						
3	1	6V-8378	2	NUT (10-32 THD)						
4	1	6V-8801	2	NUT (3/8-16 THD)						
5	1	7X-0608	2	WASHER-HARD (10.2X16X2.0MM THK)						
6	1	4D-1326	2	LOCKWASHER						



C #1

g00726410

ELECTRICAL AND STARTING SYSTEM

167-0138 SWITCH GP-MAGNETIC-MAIN RELAY

S/N: RTA1-UP; RBB1-UP

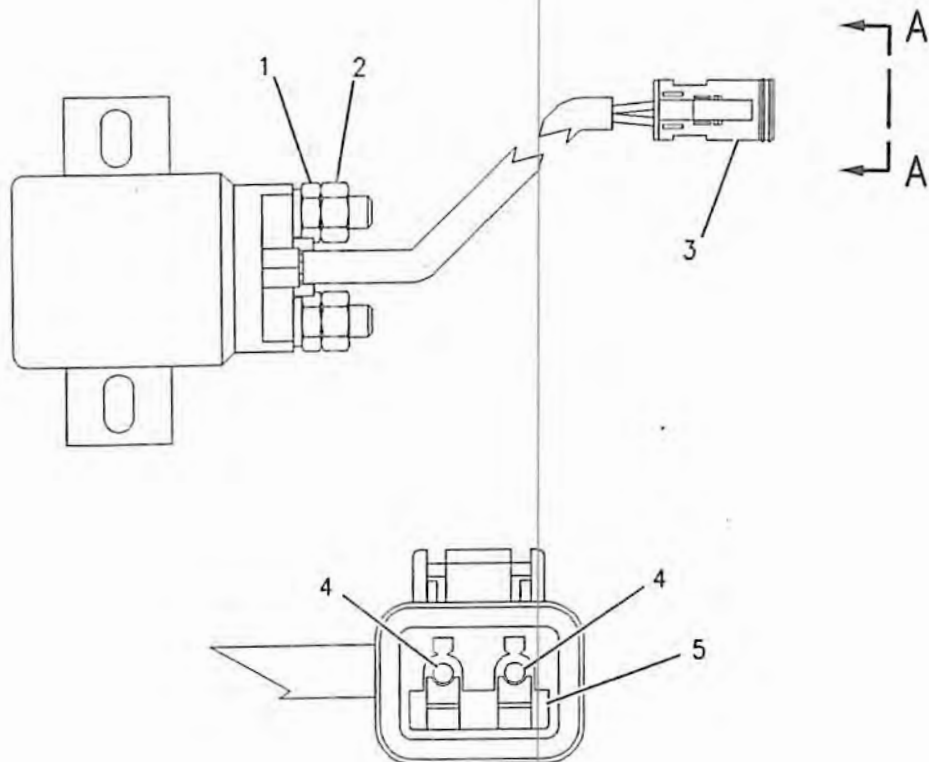
24V

PART OF 190-4310, 190-4320, 216-6914 PANEL GP-INSTRUMENT
AN ATTACHMENT

SMCS-7499

i01589032

NOTE	REF NO	GRAPHIC REF	PART NUMBER	QTY	PART NAME						SEE PAGE
					1	2	3	4	5	6 (PRODUCT LEVEL)	
	1	1	4F-2294	2	NUT-JAM (5/16-24 THD)						
	2	1	6V-8186	2	NUT-FULL (5/16-24 THD)						
	3	1	155-2270	1	KIT-CONNECTING PLUG (2 PIN) (MAIN POWER RELAY SWITCH)						
	4	1	8T-8730	2	SOCKET-CONNECTOR						
	5	1	155-2261	1	WEDGE-PLUG LOCK (2 PIN)						



VIEW A-A

GRAPHIC #1

g00823979

ELECTRICAL AND STARTING SYSTEM

107-6133 SWITCH GP-WIPER

S/N: RTA1-UP; RBB1-UP

INTERMITTENT

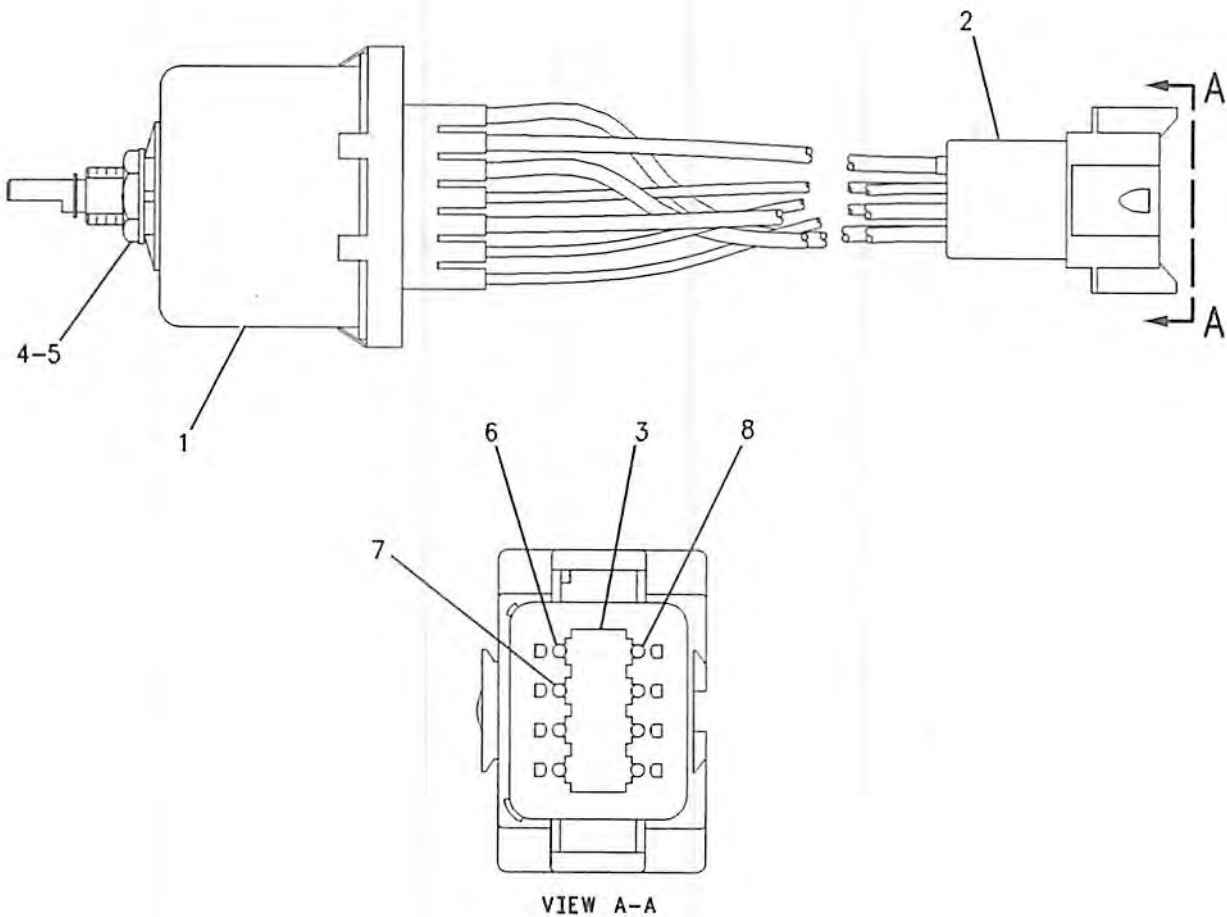
PART OF 190-4405 CAB AR

AN ATTACHMENT

MCS-7332

i01399011

NOTE	REF NO	GRAPHIC REF	PART NUMBER	QTY	PART NAME						SEE PAGE
					1	2	3	4	5	6 (PRODUCT LEVEL)	
	1	1	110-7886	2	SWITCH AS-WIPER						
					(EACH INCLUDES)						
	2	1	102-8806	1	KIT-RECEPTACLE (8 PIN)						
	3	1	3E-3389	1	WEDGE-RECEPTACLE LOCK						
	4	1	6V-8369	1	NUT (7/16-28 THD)						
	5	1	2H-3920	1	LOCKWASHER						
	6	1	8T-8737	1	PLUG-SEAL (3.07MM ID)						
	7	1	8T-8729	3	PIN-CONNECTOR						
	8	1	9W-0852	4	PIN-CONNECTOR						



PHIC #1

g00600524

ELECTRICAL AND STARTING SYSTEM

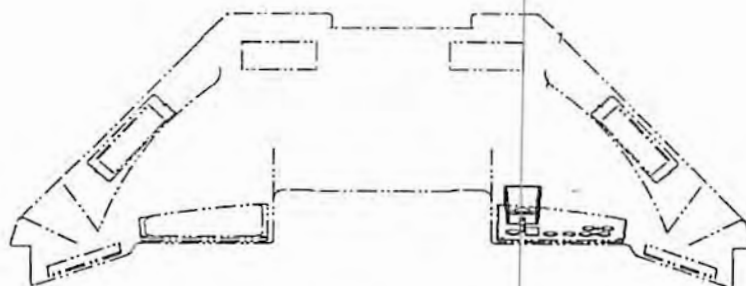
184-2463 SWITCH GP-WIPER

S/N: RTA1-UP; RBB1-UP
PART OF 216-6908 CAB AR
AN ATTACHMENT

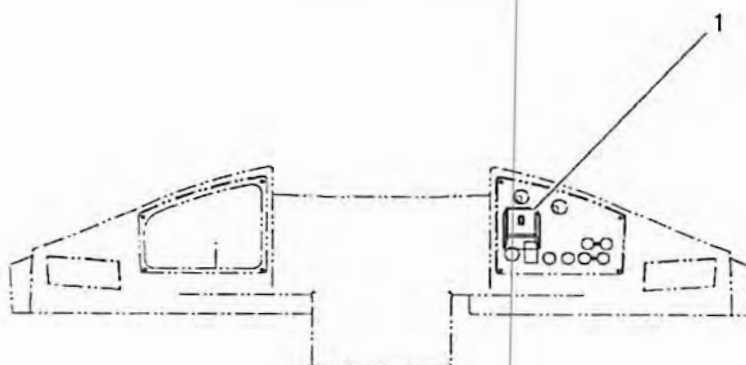
SMCS-7332

i01269837

NOTE	REF NO	GRAPHIC REF	PART NUMBER	QTY	PART NAME						SEE PAGE
					1	2	3	4	5	6 (PRODUCT LEVEL)	
	1	1	110-7886	1	SWITCH AS-WIPER						
		1	2H-3920	1	LOCKWASHER (11.38MM ID)						
		1	3E-3389	1	WEDGE-RECEPTACLE LOCK						
		1	6V-8369	1	NUT (7/16-28 THD)						
		1	8T-8729	3	PIN-CONNECTOR						
		1	8T-8737	1	PLUG-SEAL						
		1	9W-0852	4	PIN-CONNECTOR						
		1	102-8806	1	KIT-RECEPTACLE (8 PIN)						
					(KIT INCLUDES RECEPTACLE AS AND WEDGE)						



TOP VIEW



GRAPHIC #1

g00676052

ELECTRICAL AND STARTING SYSTEM

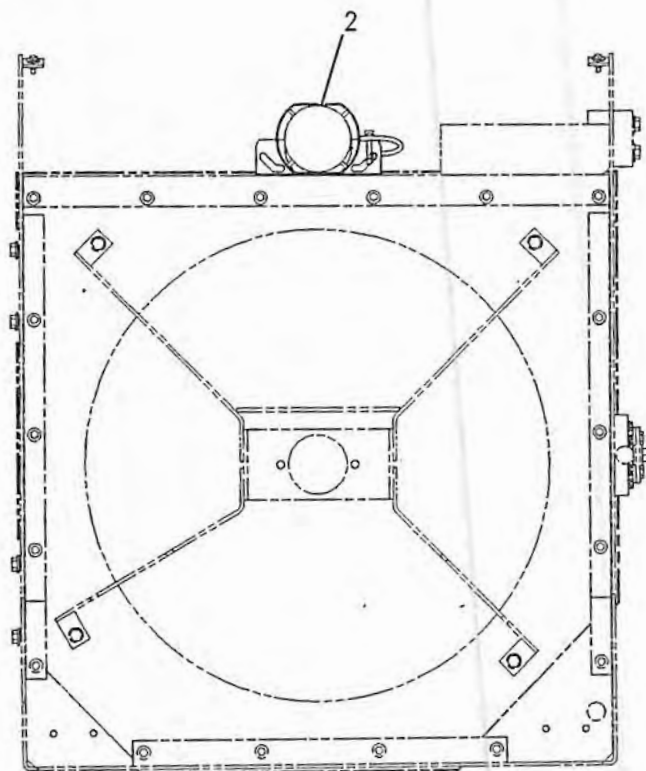
180-8807 WARNING GP-BACKUP

S/N: RTA1-UP; RBB1-UP
PART OF 176-5181, 176-5201 CHASSIS AR

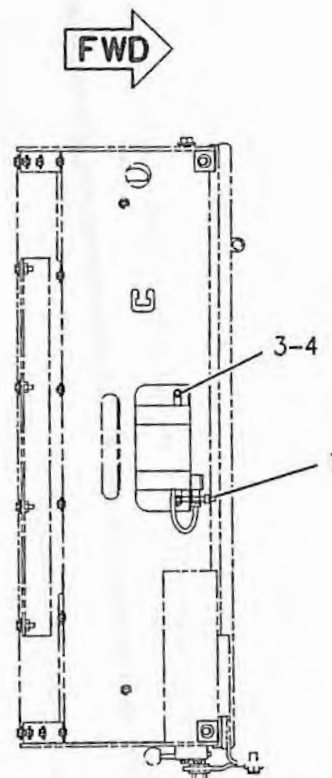
SMCS-7406

i01813798

NOTE	REF NO	GRAPHIC REF	PART NUMBER	QTY	PART NAME						SEE PAGE
					1	2	3	4	5	6 (PRODUCT LEVEL)	
	1	1	7K-1181	1	STRAP-CABLE						
	2	1	213-9100	1	ALARM-BACKUP						
		1	102-8802	1	KIT-RECEPTACLE (2 PIN)						
M	3	1	8T-4200	2	BOLT (M8X1.25X16MM)						
	4	1	8T-4224	2	WASHER-HARD (8.8X16X2MM THK)						
-METRIC PART											



REAR VIEW



TOP VIEW

GRAPHIC #1

g00915611

ELECTRICAL AND STARTING SYSTEM

180-8805 WIRING GP-BATTERY

S/N: RTA1-UP; RBB1-UP

PART OF 176-5181, 176-5201 CHASSIS AR

SMCS-1402

i01813608

NOTE	REF NO	GRAPHIC REF	PART NUMBER	QTY	PART NAME						SEE PAGE
					1	2	3	4	5	6 (PRODUCT LEVEL)	
	1	1	2G-8767	2	WASHER (10.5X60X3MM THK)						
	2	1	3E-8320	1	PLATE-INSTRUCTION (BATTERY)						
	3	1	3W-6188	1	BRACKET						
	4	1	6G-2256	2	CLAMP						
	5	1	6G-2263	2	SPACER (10.5X19X28.5MM THK)						
Y	6	1	7N-0718	1	SWITCH GP-DISCONNECT (BATTERY)						128
	7	1	8R-0768	4	ROD-RETAINING						
	8	1	091-0081	1	SPACER (10.5X20X10.0MM THK)						
	9	1	102-4176	2	HOLD-DOWN						
	10	1	111-6940	1	SPACER (13.1X15.9X36.5MM THK)						
	11	1	180-8871	1	CABLE AS						
		1	5P-0761		CABLE (00GA) (RED) (146CM)						
		1	7N-5274	1	COVER-TERMINAL (BLACK)						
		1	8N-1725	1	COVER-TERMINAL (RED)						
		1	3S-6050	1	TERMINAL AS-BATTERY (NEGATIVE)						
		1	3S-6049	1	TERMINAL AS-BATTERY (POSITIVE)						
	12	1	180-8872	1	CABLE AS						
		1	1S-7252	1	TERMINAL-RING						
		1	5P-0747		CABLE (00GA) (BLACK) (115CM)						
		1	9G-0002	1	COVER-TERMINAL						
		1	9G-8909	1	COVER-TERMINAL (BLACK)						
		1	8T-9757	1	TERMINAL AS-BATTERY (NEGATIVE)						
	13	1	180-8873	1	CABLE AS						
		1	1S-7252	1	TERMINAL-RING						
		1	5P-0747		CABLE (00GA) (BLACK) (17CM)						
		1	8S-3020	1	TERMINAL-CABLE						
	14	1	180-8874	1	CABLE AS						
		1	1S-7251	1	TERMINAL-RING						
		1	5P-0747		CABLE (00GA) (BLACK) (30CM)						
		1	8S-3020	1	TERMINAL-CABLE						
		1	9G-8909	1	COVER-TERMINAL (BLACK)						
	15	1	226-6059	1	CABLE AS						
		1	1S-7252	1	TERMINAL-RING						
		1	5P-0761		CABLE (00GA) (RED) (183CM)						
		1	8N-0869	1	COVER-TERMINAL (RED)						
		1	9G-0004	1	COVER-TERMINAL (RED)						
		1	8C-5917	1	TERMINAL AS-BATTERY (POSITIVE)						
	16	1	5P-4116	5	WASHER-HARD (8.8X20.5X2MM THK)						
	17	1	6D-3479	9	CLIP						
	18	1	8T-4121	14	WASHER-HARD (11X21X2.5MM THK)						
			8T-4133	5	NUT (M10X1.5 THD)						
M	19	1	8T-4136	3	BOLT (M10X1.5X25MM)						
M	20	1	8T-4137	5	BOLT (M10X1.5X20MM)						
M	21	1	8T-6466	3	BOLT (M10X1.50X60MM)						
M	22	1	8T-7547	1	BOLT (M8X1.25X30MM)						
M	23	1	8T-7963	4	LOCKNUT						

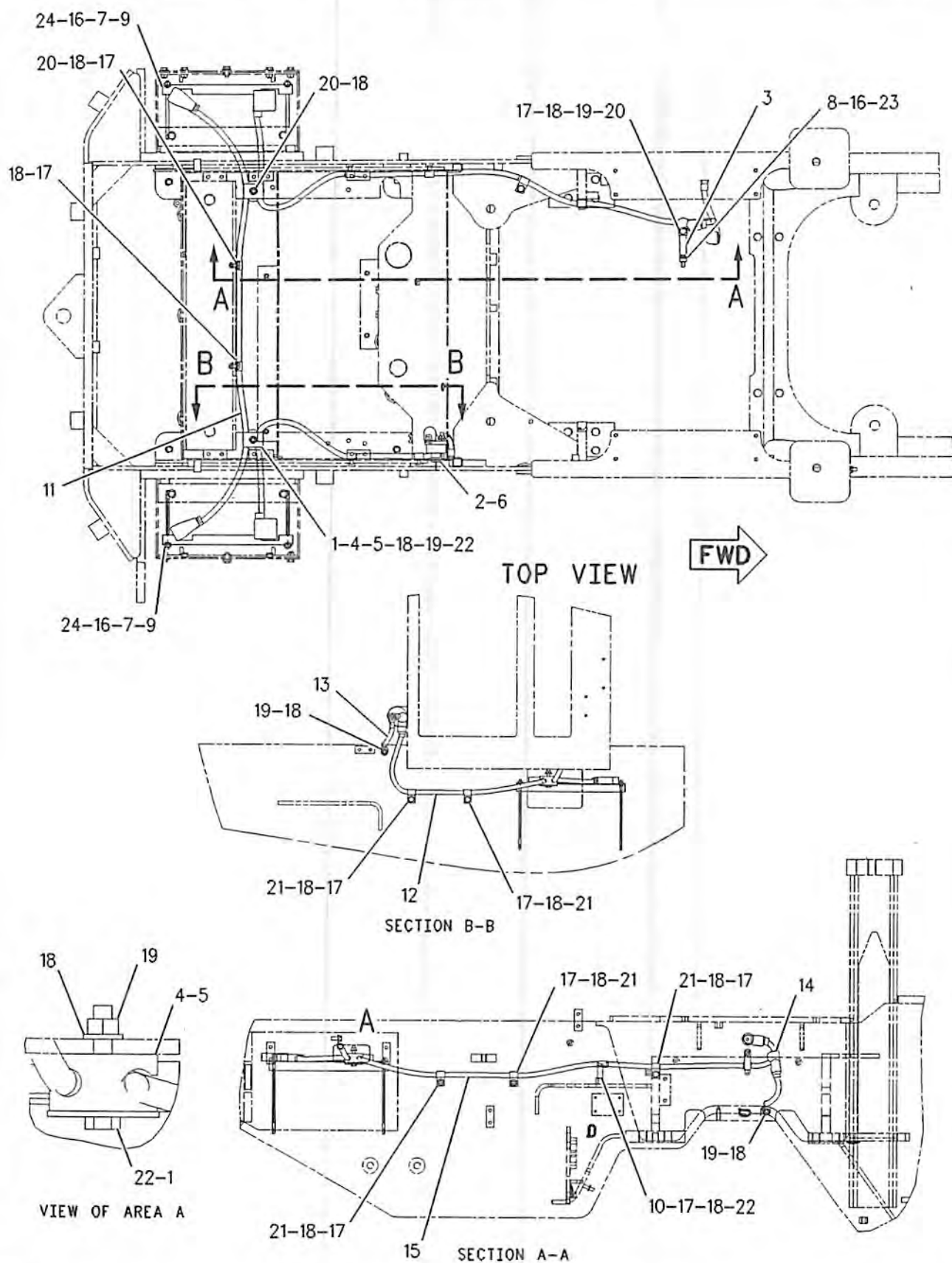
M-METRIC PART

Y-SEPARATE ILLUSTRATION

ELECTRICAL AND STARTING SYSTEM

180-8805 WIRING GP-BATTERY (contd.)

i01813608



GRAPHIC #1

g00919168

ELECTRICAL AND STARTING SYSTEM

190-4330 WIRING GP-CAB

S/N: RTA1-UP; RBB1-UP

PART OF 190-4406 CANOPY GP-OPEN ROPS
AN ATTACHMENT

SMCS-1408, 7301

i01823261

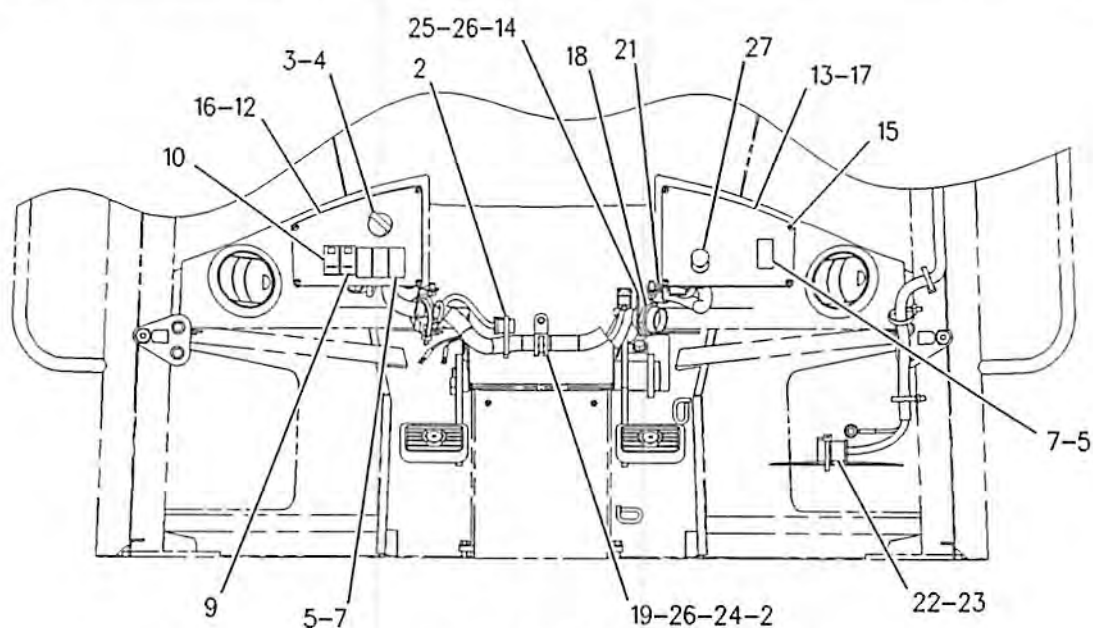
NOTE	REF NO	GRAPHIC REF	PART NUMBER	QTY	PART NAME						SEE PAGE
					1	2	3	4	5	6 (PRODUCT LEVEL)	
	1	2	2G-5298	1	WIRE AS						
B	2	1,2	7K-1181	12	STRAP-CABLE						
	3	1	108-3320	1	SWITCH AS-ROTARY (RUNNING/FLOOD/PANEL/TAILLIGHT)						
		1	3E-3389	1	WEDGE-RECEPTACLE LOCK						
		1	9W-0852	8	PIN-CONNECTOR						
		1	102-8806	1	KIT-RECEPTACLE (8 PIN)						
	4	1	110-6109	1	KNOB-CONTROL						
B	5	1	111-7899	4	GASKET						
	6	2	115-1748	4	LAMP (24 VOLT)						
B	7	1	165-0311	4	PLUG						
	8	1	172-2309	1	HARNESS AS-CAB (LOWER ROPS TO ROOF)						
		1	102-8801	1	KIT-RECEPTACLE (12 PIN)						
		1	155-2271	1	KIT-CONNECTING PLUG (4 PIN)						
	9	1	185-2766	1	SWITCH AS-ROCKER (AUTOSHIFT ON/OFF)						
		1	111-7899	1	GASKET						
	10	1	185-2769	1	SWITCH AS-ROCKER (TRANSMISSION NEUTRALIZER ON/OFF)						
		1	111-7899	1	GASKET						
	11	2	189-6140	1	HARNESS AS-INSTRUMENT PANEL						
		2	102-8805	1	KIT-RECEPTACLE (6 PIN)						
		2	155-2265	3	KIT-CONNECTING PLUG (8 PIN)						
		2	155-2271	1	KIT-CONNECTING PLUG (4 PIN)						
		2	155-2274	1	KIT-CONNECTING PLUG (6 PIN)						
	12	1	190-4558	1	PLATE AS						
	13	1	190-4559	1	PLATE AS						
	14	1	201-1024	1	BRACKET						
	15	1	202-1129	8	SCREW-TRUSS HEAD						
	16	1	204-0357	1	FILM (PANEL-LH)						
	17	1	204-0359	1	FILM (PANEL-RH)						
	18	1	211-0052	1	NUT						
	19	1	4P-7581	1	CLIP						
	20	2	4P-8134	1	CLIP						
	21	1	6D-4244	1	CLIP						
	22	1	8T-4121	1	WASHER-HARD (11X21X2.5MM THK)						
M	23	1	8T-4133	1	NUT (M10X1.5 THD)						
M	24	1,2	8T-4199	2	BOLT (M8X1.25X12MM)						
M	25	1	8T-4200	1	BOLT (M8X1.25X16MM)						
	26	1,2	8T-4224	3	WASHER-HARD (8.8X16X2MM THK)						
	27	1	9W-0335	1	LIGHTER AS (CIGAR) (24 VOLT)						

B-USE AS REQUIRED
M-METRIC PART

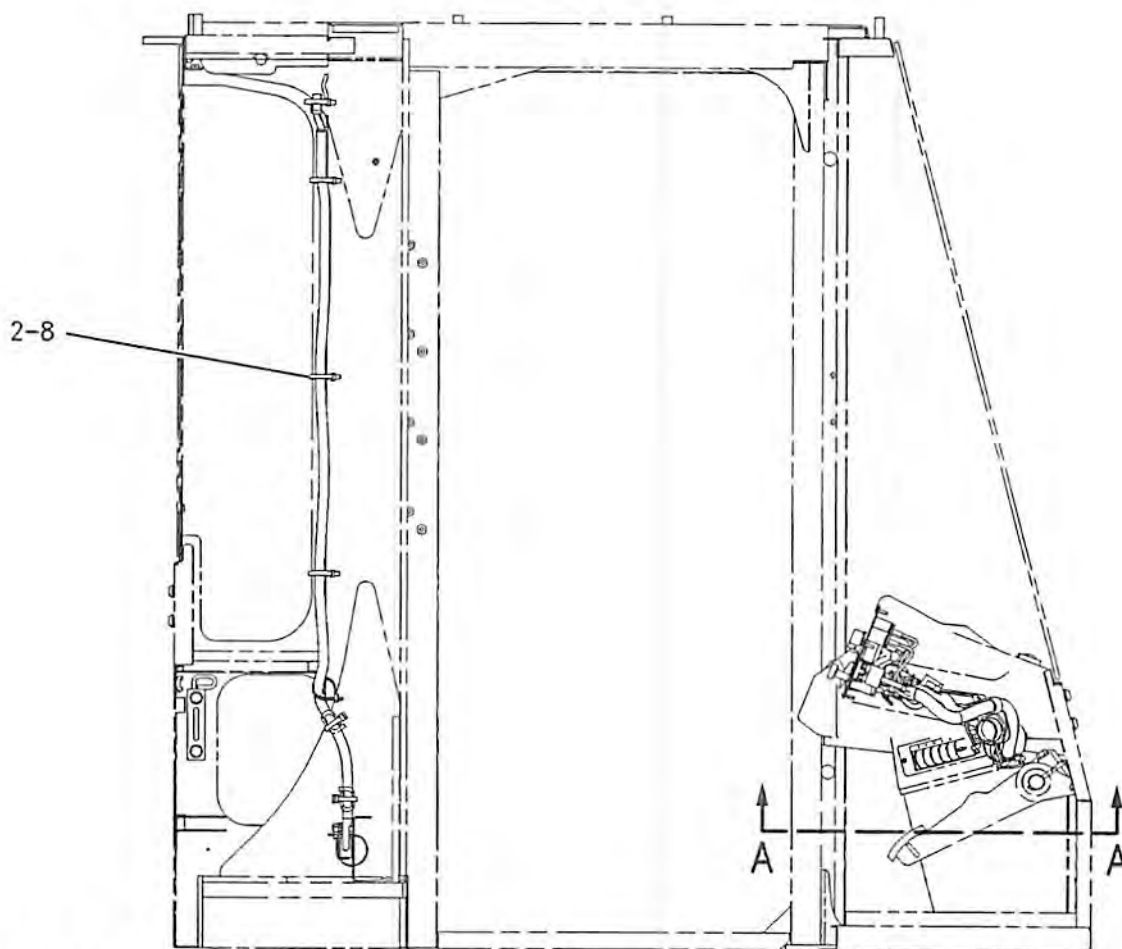
ELECTRICAL AND STARTING SYSTEM

190-4330 WIRING GP - CAB (contd.)

i01823261



REAR VIEW



RIGHT SIDE VIEW

REFER TO ALL ILLUSTRATIONS OF THIS GROUP FOR AUXILIARY VIEWS

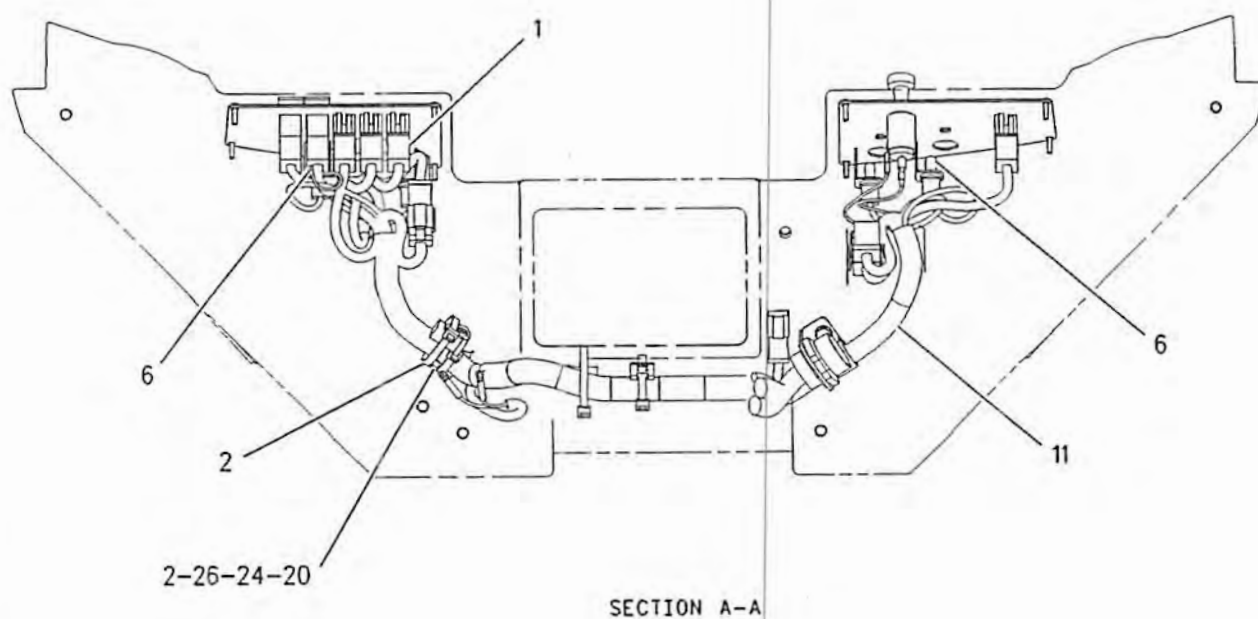
PHIC #1

g00919850

ELECTRICAL AND STARTING SYSTEM

190-4330 WIRING GP - CAB (contd.)

i01823261



GRAPHIC #2

g00919

ELECTRICAL AND STARTING SYSTEM

190-4340 WIRING GP-CAB

S/N: RTA1-UP; RBB1-UP

ENCLOSED

PART OF 190-4405 CAB AR

AN ATTACHMENT

SMCS-1408, 7301

i01863418

NOTE	REF NO	GRAPHIC REF	PART NUMBER	QTY	PART NAME						SEE PAGE
					1	2	3	4	5	6 (PRODUCT LEVEL)	
	1	2	2G-5298	1	WIRE AS						
B	2	1,2	7K-1181	19	STRAP-CABLE						
	3	1	108-3320	1	SWITCH AS-ROTARY						
					(RUNNING/FLOOD/PANEL/TAIL LIGHTS)						
		1	3E-3389	1	WEDGE-RECEPTACLE LOCK						
		1	9W-0852	8	PIN-CONNECTOR						
		1	102-8806	1	KIT-RECEPTACLE (8 PIN)						
	4	1	110-6109	3	KNOB-CONTROL						
B	5	1	111-7899	4	GASKET						
	6	2	115-1748	4	LAMP (24 VOLT)						
B	7	1	165-0311	4	PLUG						
	8	1	172-2307	1	HARNESS AS-CAB (SHELL)						
		1	102-8801	1	KIT-RECEPTACLE (12 PIN)						
		1	102-8802	1	KIT-RECEPTACLE (2 PIN)						
		1	102-8803	1	KIT-RECEPTACLE (3 PIN)						
		1	155-2260	1	KIT-CONNECTING PLUG (3 PIN)						
		1	155-2270	1	KIT-CONNECTING PLUG (2 PIN)						
		1	155-2271	1	KIT-CONNECTING PLUG (4 PIN)						
		1	155-2274	1	KIT-CONNECTING PLUG (6 PIN)						
	9	1	185-2766	1	SWITCH AS-ROCKER (AUTOSHIFT ON/OFF)						
	10	1	185-2769	1	SWITCH AS-ROCKER						
					(TRANSMISSION NEUTRALIZER ON/OFF)						
		1	111-7899	1	GASKET						
	11	2	189-6140	1	HARNESS AS-INSTRUMENT PANEL						
		2	102-8805	1	KIT-RECEPTACLE (6 PIN)						
	12	1	190-4558	1	PLATE AS						
	13	1	190-4559	1	PLATE AS						
	14	1	201-1024	1	BRACKET						
	15	1	202-1129	8	SCREW-TRUSS HEAD						
	16	1	204-0357	1	FILM (PANEL-LH)						
	17	1	204-0358	1	FILM (PANEL-RH)						
	18	1	211-0052	1	NUT						
	19	1	4P-7581	1	CLIP						
	20	2	4P-8134	1	CLIP						
	21	1	6D-4244	1	CLIP						
	22	1	8T-4121	1	WASHER-HARD (11X21X2.5MM THK)						
M	23	1	8T-4133	1	NUT (M10X1.5 THD)						
M	24	1,2	8T-4199	2	BOLT (M8X1.25X12MM)						
M	25	1	8T-4189	1	BOLT (M8X1.25X20MM)						
	26	1,2	8T-4224	3	WASHER-HARD (8.8X16X2MM THK)						
	27	1	9W-0335	1	LIGHTER AS (CIGAR) (24 VOLT)						

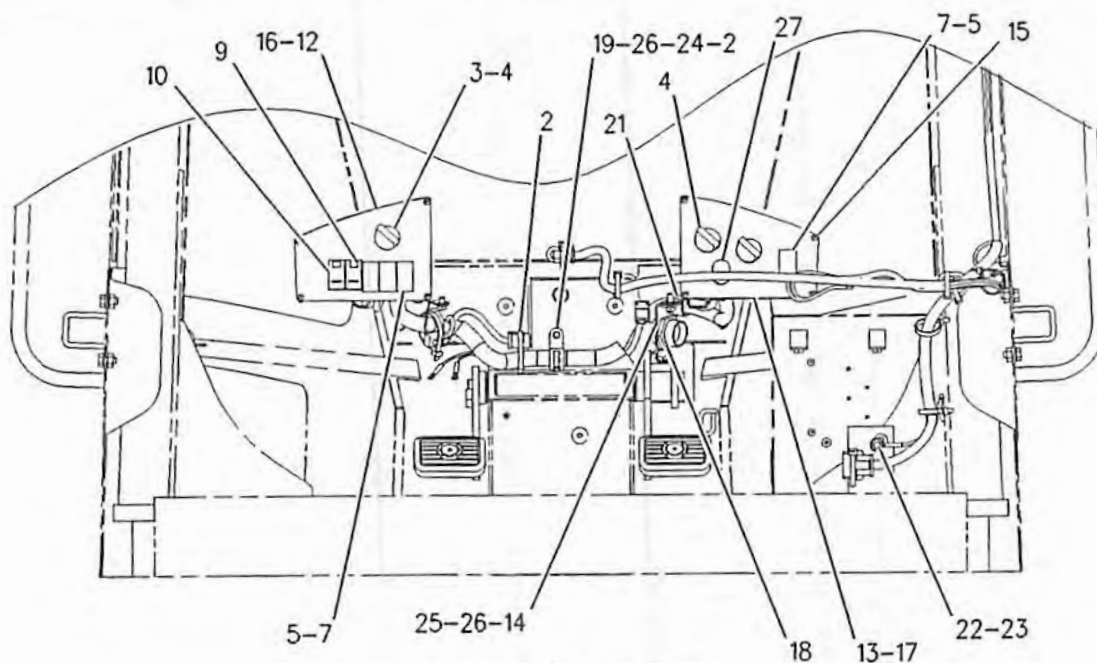
B-USE AS REQUIRED

M-METRIC PART

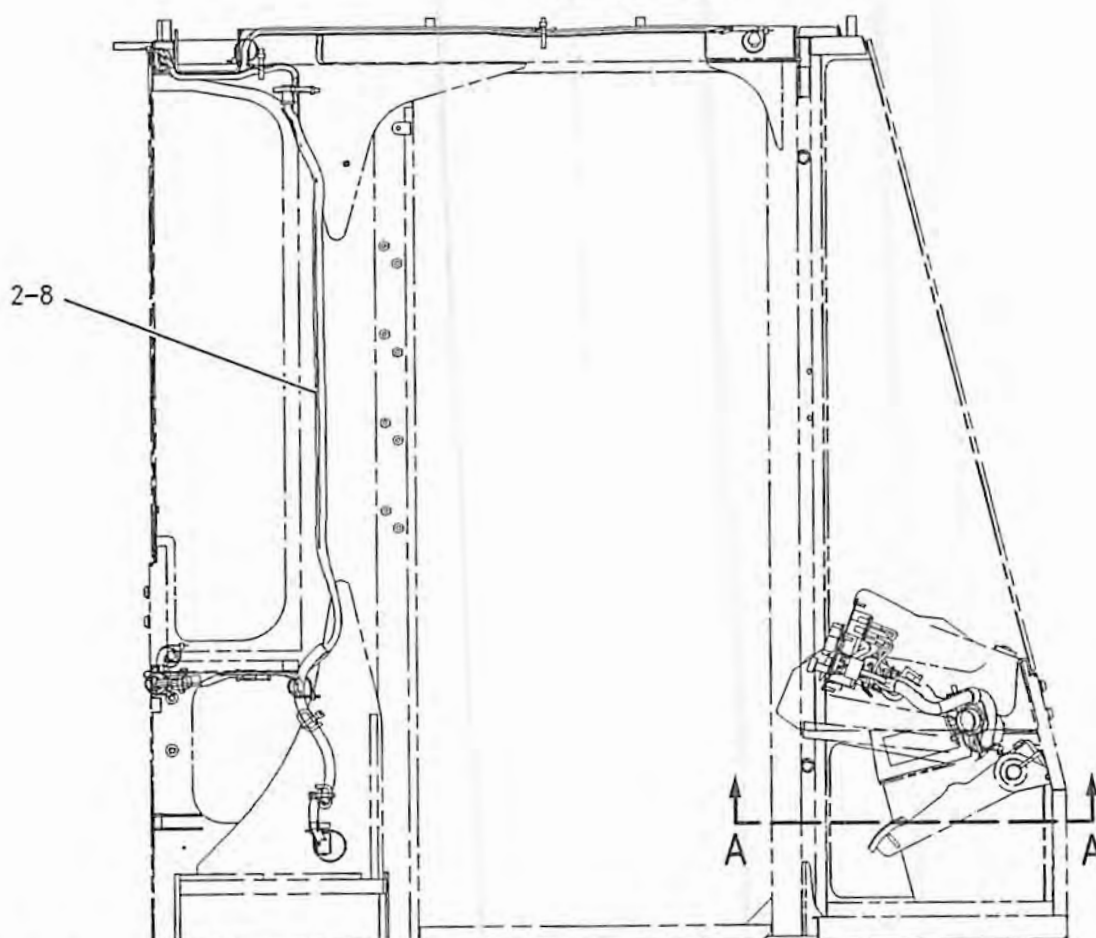
ELECTRICAL AND STARTING SYSTEM

190-4340 WIRING GP - CAB (contd.)

i01863418



REAR VIEW



RIGHT SIDE VIEW

REFER TO ALL ILLUSTRATIONS OF
THIS GROUP FOR AUXILIARY VIEWS

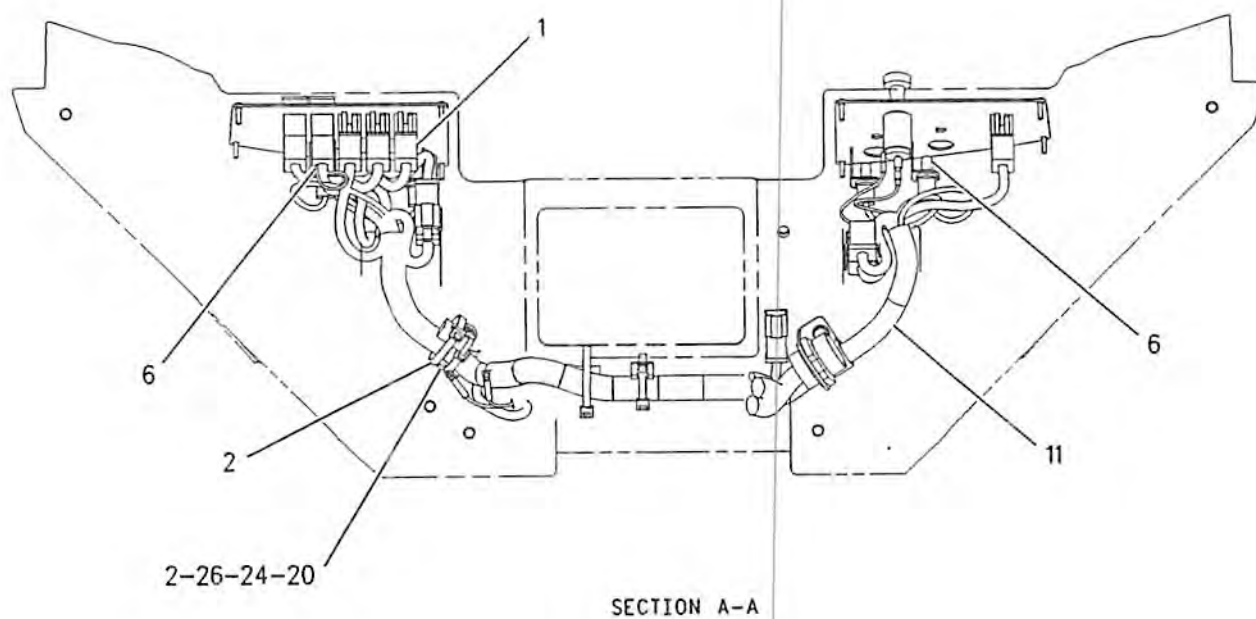
IC #1

g00919588

ELECTRICAL AND STARTING SYSTEM

190-4340 WIRING GP - CAB (contd.)

i01863418



GRAPHIC #2

g0091

ELECTRICAL AND STARTING SYSTEM

216-6915 WIRING GP-CAB

S/N: RTA1-UP; RBB1-UP
PART OF 216-6908 CAB AR
AN ATTACHMENT

SMCS-1408, 7301

101794039

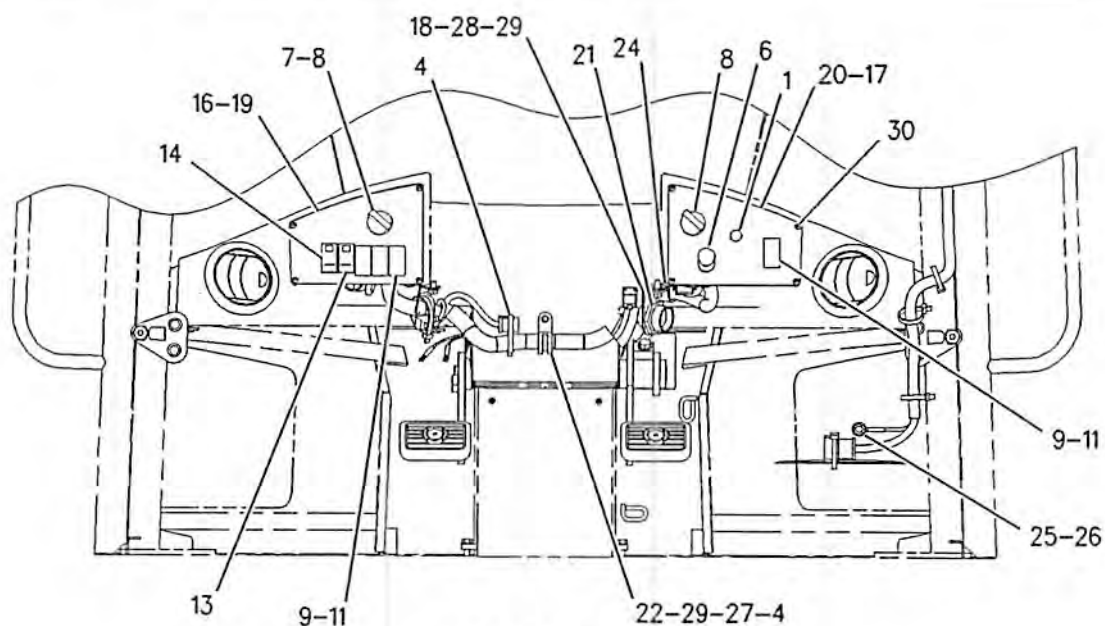
NOTE	REF NO	GRAPHIC REF	PART NUMBER	QTY	PART NAME						SEE PAGE
					1	2	3	4	5	6 (PRODUCT LEVEL)	
	1	1	1R-0622	1	PLUG-BUTTON						
	2	2	2G-5298	1	WIRE AS						
	3	2	102-8806	1	KIT-RECEPTACLE (8 PIN)						
B	4	1,2	7K-1181	19	STRAP-CABLE						
	5	2	8T-8737	8	PLUG-SEAL						
	6	1	9W-0335	1	LIGHTER AS (CIGAR) (24 VOLT)						
	7	1	108-3320	1	SWITCH AS-ROTARY (RUNNING LAMP)						
		1	3E-3389	1	WEDGE-RECEPTACLE LOCK						
		1	9W-0852	8	PIN-CONNECTOR						
		1	102-8806	1	KIT-RECEPTACLE (8 PIN)						
	8	1	110-6109	2	KNOB-CONTROL						
B	9	1	111-7899	4	GASKET						
	10	2	115-1748	3	LAMP (24 VOLT)						
B	11	1	165-0311	4	PLUG						
	12	1	172-2307	1	HARNESS AS-CAB (SHELL)						
		1	102-8802	1	KIT-RECEPTACLE (2 PIN)						
		1	102-8803	1	KIT-RECEPTACLE (3 PIN)						
		1	102-8801	1	KIT-RECEPTACLE (12 PIN)						
		1	155-2260	1	KIT-CONNECTING PLUG (3 PIN)						
		1	155-2270	1	KIT-CONNECTING PLUG (2 PIN)						
		1	155-2271	1	KIT-CONNECTING PLUG (4 PIN)						
		1	155-2274	1	KIT-CONNECTING PLUG (6 PIN)						
	13	1	185-2766	1	SWITCH AS-ROCKER (AUTOSHIFT ON/OFF)						
	14	1	185-2769	1	SWITCH AS-ROCKER						
					(TRANSMISSION NEUTRALIZER ON/OFF)						
	15	2	189-6140	1	HARNESS AS-INSTRUMENT PANEL						
		2	102-8805	1	KIT-RECEPTACLE (6 PIN)						
		2	155-2265	3	KIT-CONNECTING PLUG (8 PIN)						
		2	155-2271	1	KIT-CONNECTING PLUG (4 PIN)						
		2	155-2274	1	KIT-CONNECTING PLUG (6 PIN)						
	16	1	190-4558	1	PLATE AS						
	17	1	190-4559	1	PLATE AS						
	18	1	201-1024	1	BRACKET						
	19	1	204-0357	1	FILM (PANEL-LH)						
	20	1	204-0358	1	FILM (PANEL-RH)						
	21	1	211-0052	1	NUT						
	22	1	4P-7581	1	CLIP (LADDER)						
	23	2	4P-8134	1	CLIP						
	24	1	6D-4244	1	CLIP						
	25	1	8T-4121	1	WASHER-HARD (11X21X2.5MM THK)						
M	26	1	8T-4133	1	NUT (M10X1.5 THD)						
M	27	2	8T-4199	2	BOLT (M8X1.25X12MM)						
M	28	1	8T-4200	1	BOLT (M8X1.25X16MM)						
	29	1,2	8T-4224	3	WASHER-HARD (8.8X16X2MM THK)						
M	30	1	9X-1046	8	SCREW (M4X0.7X18MM)						

B-USE AS REQUIRED
M-METRIC PART

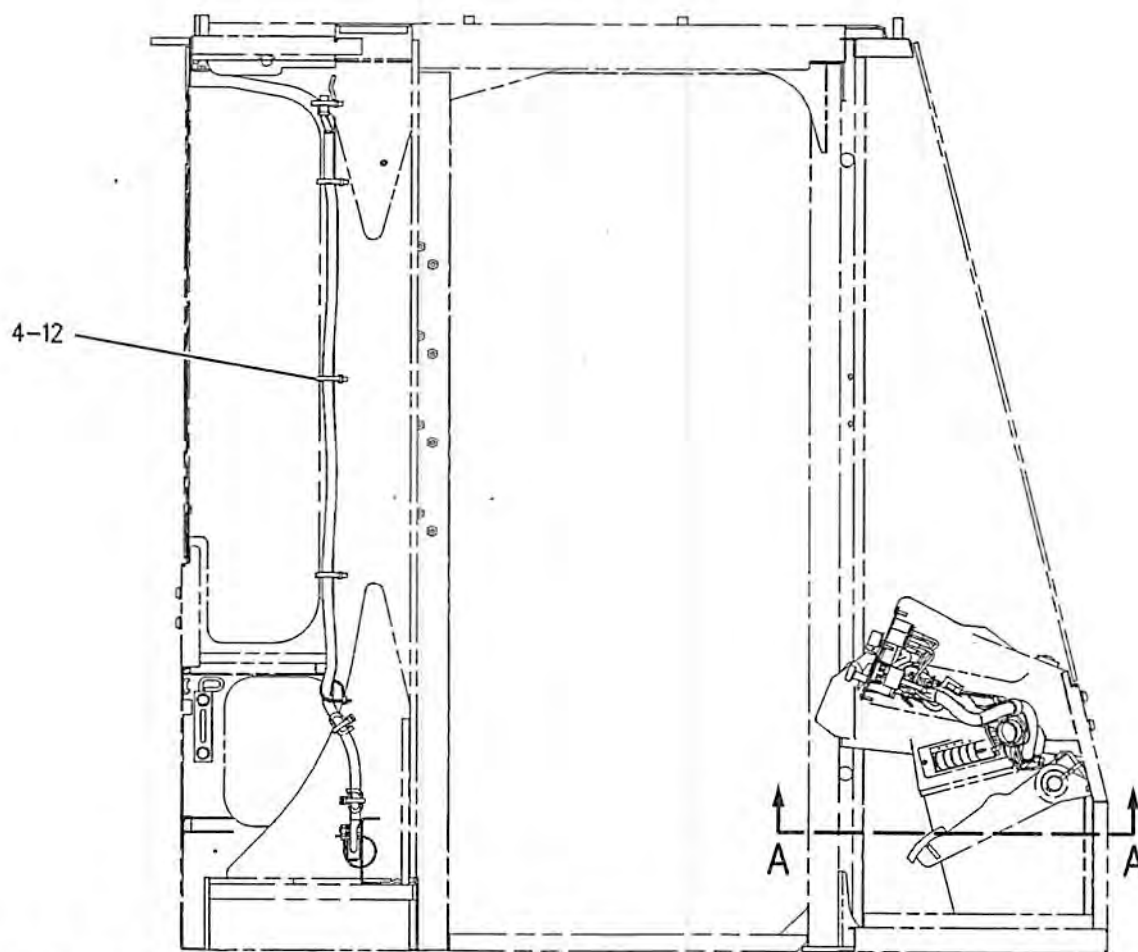
ELECTRICAL AND STARTING SYSTEM

216-6915 WIRING GP-CAB (contd.)

i01794039



REAR VIEW



RIGHT SIDE VIEW

REFER TO ALL ILLUSTRATIONS OF THIS GROUP FOR AUXILIARY VIEWS

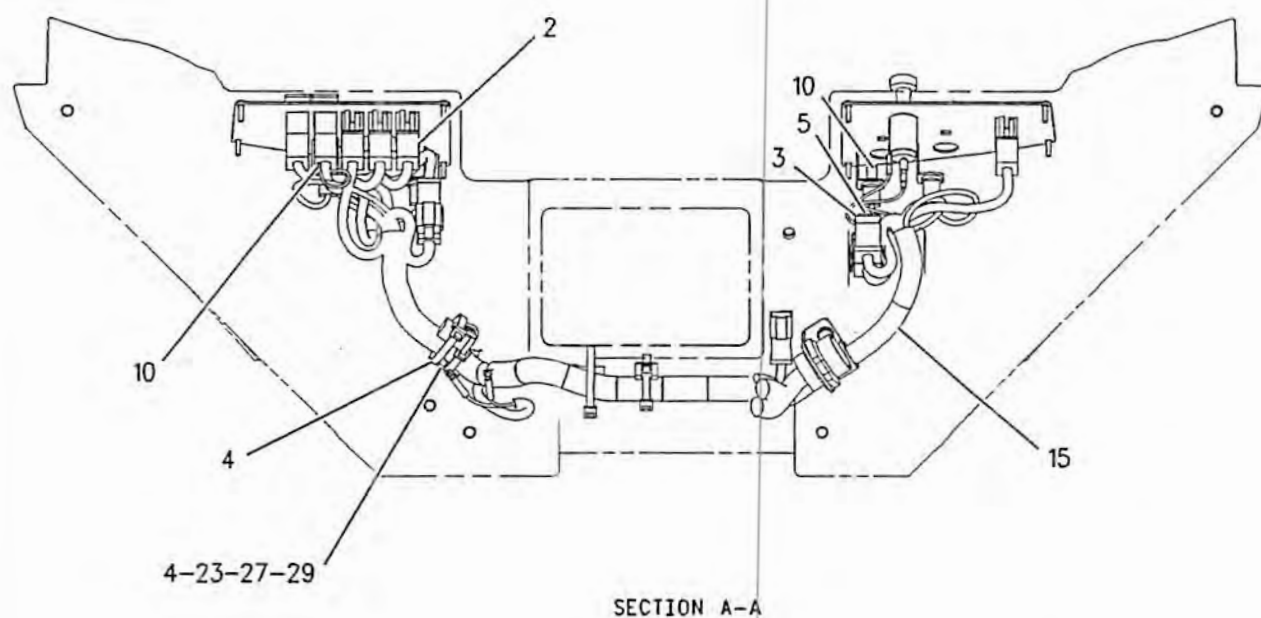
GRAPHIC #1

g00946362

ELECTRICAL AND STARTING SYSTEM

216-6915 WIRING GP-CAB (contd.)

i01794039



GRAPHIC #2

g00946358

ELECTRICAL AND STARTING SYSTEM

189-4870 WIRING GP-COMMUNICATION

S/N: RTA1-UP; RBB1-UP
AN ATTACHMENT

SMCS-1408, 7602

i01810305

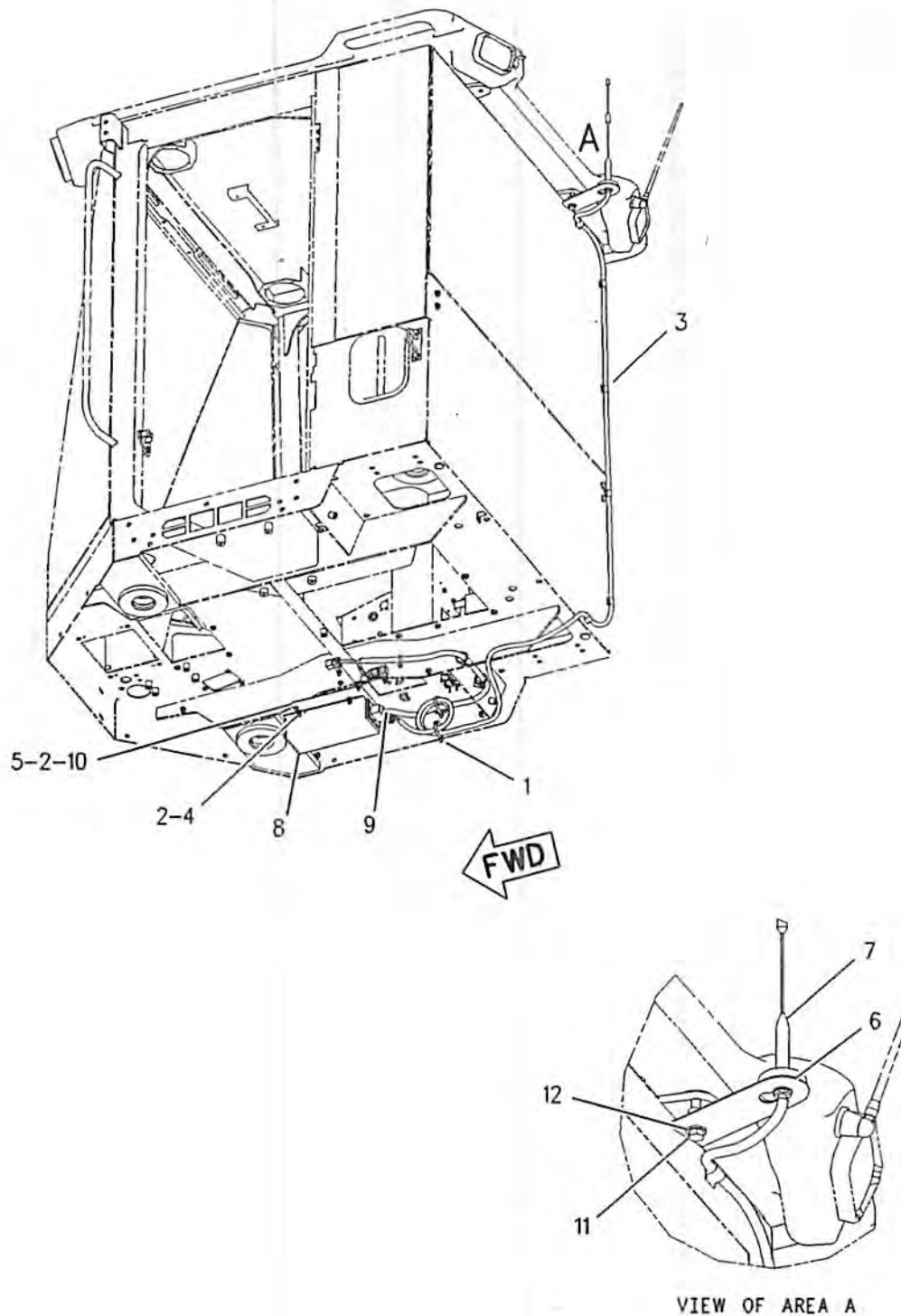
NOTE	REF NO	GRAPHIC REF	PART NUMBER	QTY	PART NAME						SEE PAGE
					1	2	3	4	5	6 (PRODUCT LEVEL)	
	1	1	7K-1181	7	STRAP-CABLE						
	2	1	9X-8256	7	WASHER (6.6X12X2MM THK)						
B	3	1	031-5644	6	CLIP						
M	4	1	8T-4971	4	BOLT (M6X1X30MM)						
	5	1	190-4564	1	PLATE AS						
		1	2M-7077	4	SPACER (.406IN X .62IN X .37IN THK)						
M		1	6V-9632	3	NUT-WELD (M6X1 THD)						
	6	1	226-3681	1	PLATE						
	7	1	207-6796	1	ANTENNA AS						
		1	172-6755	1	ANTENNA						
	8	1	209-6417	1	CONTROL GP-COMMUNICATION (PRODUCT LINK)						
	9	1	218-2439	1	HARNESS AS-CONTROL (PRODUCT LINK)						
		1	102-8805	1	KIT-RECEPTACLE (6 PIN)						
		1	102-8806	1	KIT-RECEPTACLE (8 PIN)						
		1	155-2265	1	KIT-CONNECTING PLUG (8 PIN)						
M	10	1	8T-4138	3	BOLT (M6X1X20MM)						
M	11	1	8T-4194	1	BOLT (M12X1.75X50MM)						
	12	1	8T-4223	1	WASHER-HARD (13.5X25.5X3MM THK)						

B-USE AS REQUIRED
M-METRIC PART

ELECTRICAL AND STARTING SYSTEM

189-4870 WIRING GP-COMMUNICATION (contd.)

i01810305



GRAPHIC #1

g00937896

ELECTRICAL AND STARTING SYSTEM

219-2462 WIRING GP-ELECTRONIC CONTROL

S/N: CPT1-UP

PART OF 206-2744 ENGINE AR-PRIMARY

SMCS-1408

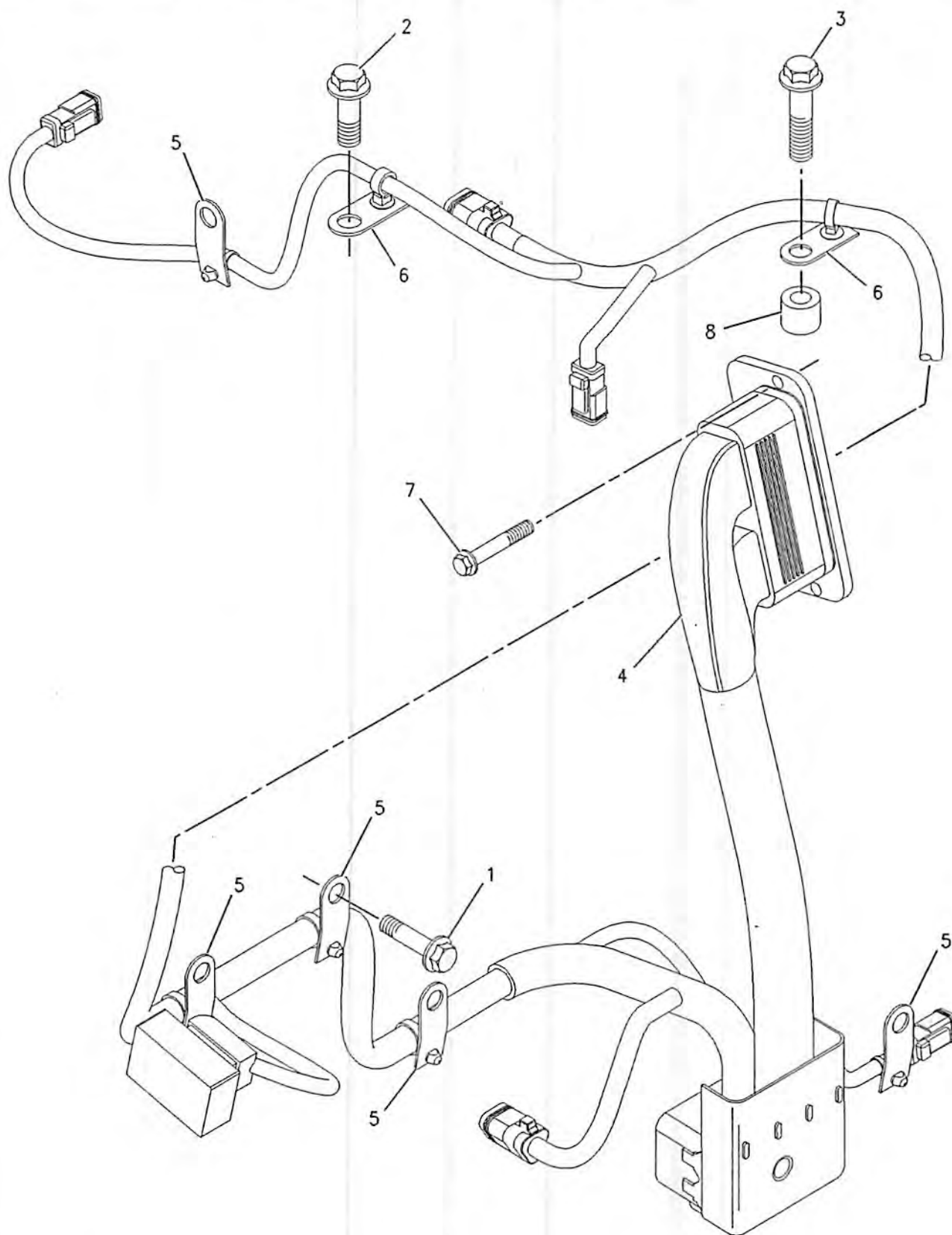
i01725079

NOTE	REF NO	GRAPHIC REF	PART NUMBER	QTY	PART NAME						SEE PAGE
					1	2	3	4	5	6 (PRODUCT LEVEL)	
	1	1	100-4458	3	BOLT (M8X1.25X14MM)						
	2	1	100-4830	1	BOLT (M10X1.5X20MM)						
	3	1	140-8783	1	BOLT (M10X45MM)						
	4	1	217-8413	1	HARNESS AS-ENGINE						
	5	1	217-8477	5	CLIP						
	6	1	217-8478	2	CLIP						
	7	1	217-9038	1	BOLT						
	8	1	217-9059	2	SPACER						

ELECTRICAL AND STARTING SYSTEM

219-2462 WIRING GP-ELECTRONIC CONTROL (contd.)

i01725079



GRAPHIC #1

g00889026

ELECTRICAL AND STARTING SYSTEM

180-8801 WIRING GP-ENGINE

S/N: RTA1-UP; RBB1-UP
PART OF 176-5181, 176-5201 CHASSIS AR

SMCS-1403, 1408

i01812125

NOTE	REF NO	GRAPHIC REF	PART NUMBER	QTY	PART NAME	SEE PAGE
	1	1	3E-5239	2	RELAY AS (24 VOLT)	
	2	3	3S-2093	5	STRAP-CABLE	
	3	1	3T-2662	1	CIRCUIT BREAKER AS (15 AMP)	
		1	6V-8376	2	SCREW-MACHINE (8-32X0.25 IN)	
		1	9B-7233	2	LOCKWASHER	
	4	1,2,3	7K-1181	22	STRAP-CABLE	
	5	1	7V-5628	1	PLATE	
	6	1	7V-6089	2	CLAMP	
	7	1	7W-1251	1	RESISTOR	
	8	1,2	8T-8827	5	BOOT	
	9	1	091-0081	1	SPACER (10.5X20X10.0MM THK)	
	10	1	111-6940	1	SPACER (13.1X15.9X36.5MM THK)	
	11	1	118-3534	1	SWITCH GP-MAGNETIC (24V) (STARTING AID RELAY)	
	12	1	130-9811	1	SENSOR GP-TEMPERATURE (TORQUE CONVERTER OIL)	
	13	1	131-3201	4	BOOT	
	14	3	134-2540	1	RECEPTACLE AS (3 PIN)	
	15	1,3	135-3327	2	PLATE AS	
M		1,3	8T-3490	1	NUT-WELD (M10X1.5 THD)	
	16	1	143-9542	1	FILM-CIRCUIT BREAKER	
	17	1	147-1773	1	CIRCUIT BREAKER AS (30 AMP)	
		1	6V-8378	2	NUT (10-32 THD)	
		1	8F-1434	2	LOCKWASHER	
		1	8T-0328	2	WASHER-HARD (5.5X10X1MM THK)	
	18	1	148-5318	1	FILM-IDENTIFICATION (CIRCUIT BREAKER)	
	19	2	148-8298	1	WIRE AS	
	20	1	171-2208	1	CIRCUIT BREAKER GP (60 AMP)	
		1	1H-3244	2	LOCKWASHER	
		1	6V-8187	2	NUT (1/4-28 THD)	
		1	8T-4205	2	WASHER-HARD (7.2X14.5X2MM THK)	
	21	1	171-2211	1	CIRCUIT BREAKER AS (90 AMP)	
		1	1H-3244	2	LOCKWASHER	
		1	6V-8187	2	NUT (1/4-28 THD)	
		1	8T-4205	2	WASHER-HARD (7.2X14.5X2MM THK)	
	22	1	224-9610	1	HARNESS AS-ENGINE	
		1	102-8802	1	KIT-RECEPTACLE (2 PIN)	
		1	102-8803	1	KIT-RECEPTACLE (3 PIN)	
		1	155-2255	1	KIT-CONNECTING PLUG (12 PIN)	
		1	155-2270	6	KIT-CONNECTING PLUG (2 PIN)	
		1	174-0503	1	KIT-CONNECTING PLUG (3 PIN)	
	23	1	225-0066	1	PLATE AS	
M		1	6V-9632	4	NUT-WELD (M6X1 THD)	
		1	7T-1099	1	LINK	
		1	8G-0816	4	BUSHING-TERMINAL	
	24	1	225-5224	1	CABLE AS	
E		1	8C-3056		CABLE (2 GA) (20CM)	
		1	030-1712	2	RING-TERMINAL	
	25	3	226-5923	1	BRACKET	
	26	1	096-6166	2	WASHER-HARD (4.5X9X1MM THK)	
	27	1	3K-0360	1	SEAL-O-RING	
	28	1	3K-8106	2	SCREW-MACHINE (8-32 X 1 IN)	
	29	2,3	3S-8665	2	CLIP	
	30	1	4B-4274	4	WASHER (5.5X13X1.2MM THK)	
	31	1,2,3	4P-7581	10	CLIP (LADDER)	
	32	1,2,3	4P-8134	4	CLIP	
	33	1	5P-4965	4	SCREW-MACHINE (10-32 THD)	
	34	1	6V-1889	2	CLIP	

ELECTRICAL AND STARTING SYSTEM

180-8801 WIRING GP - ENGINE (contd.)

i01812125

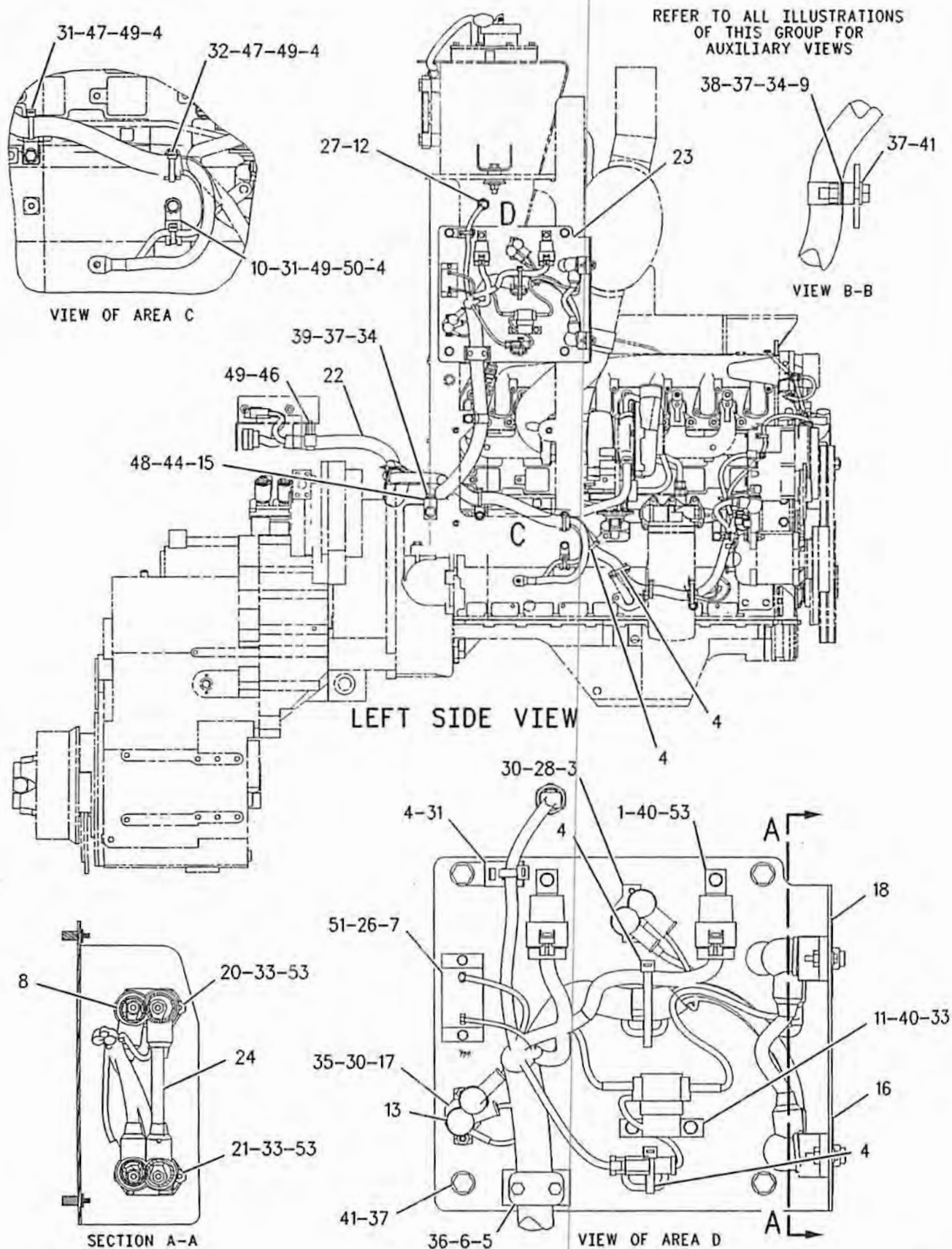
NOTE	REF NO	GRAPHIC REF	PART NUMBER	QTY	PART NAME						SEE PAGE
					1	2	3	4	5	6 (PRODUCT LEVEL)	
	35	1	6V-7345	2	SCREW-MACHINE (8-32X.875 IN)						
M	36	1	7X-2534	2	BOLT (M6X1X50MM)						
	37	1,2,3	8T-4121	11	WASHER-HARD (11X21X2.5MM THK)						
M	38	1	8T-4133	1	NUT (M10X1.5 THD)						
M	39	1	8T-4137	1	BOLT (M10X1.5X20MM)						
M	40	1	8T-4138	4	BOLT (M6X1X20MM)						
M	41	1	8T-4186	5	BOLT (M10X1.5X40MM)						
M	42	3	8T-4189	1	BOLT (M8X1.25X20MM)						
M	43	2,3	8T-4191	3	BOLT (M10X1.5X16MM)						
M	44	1,3	8T-4192	2	BOLT (M12X1.75X25MM)						
M	45	3	8T-4195	1	BOLT (M10X1.5X30MM)						
M	46	1	8T-4197	1	BOLT (M8X1.25X40MM)						
M	47	1,2	8T-4200	4	BOLT (M8X1.25X16MM)						
	48	1,3	8T-4223	2	WASHER-HARD (13.5X25.5X3MM THK)						
	49	1,2,3	8T-4224	7	WASHER-HARD (8.8X16X2MM THK)						
M	50	1	8T-6912	1	BOLT (M8X1.25X50MM)						
M	51	1	8T-7852	2	BOLT (M4X.7X10MM)						
	52	2,3	9M-4972	2	CLIP						
	53	1	9X-8256	8	WASHER (6.6X12X2MM THK)						

E-ORDER BY THE CENTIMETER
M-METRIC PART

ELECTRICAL AND STARTING SYSTEM

180-8801 WIRING GP-ENGINE (contd.)

i01812125



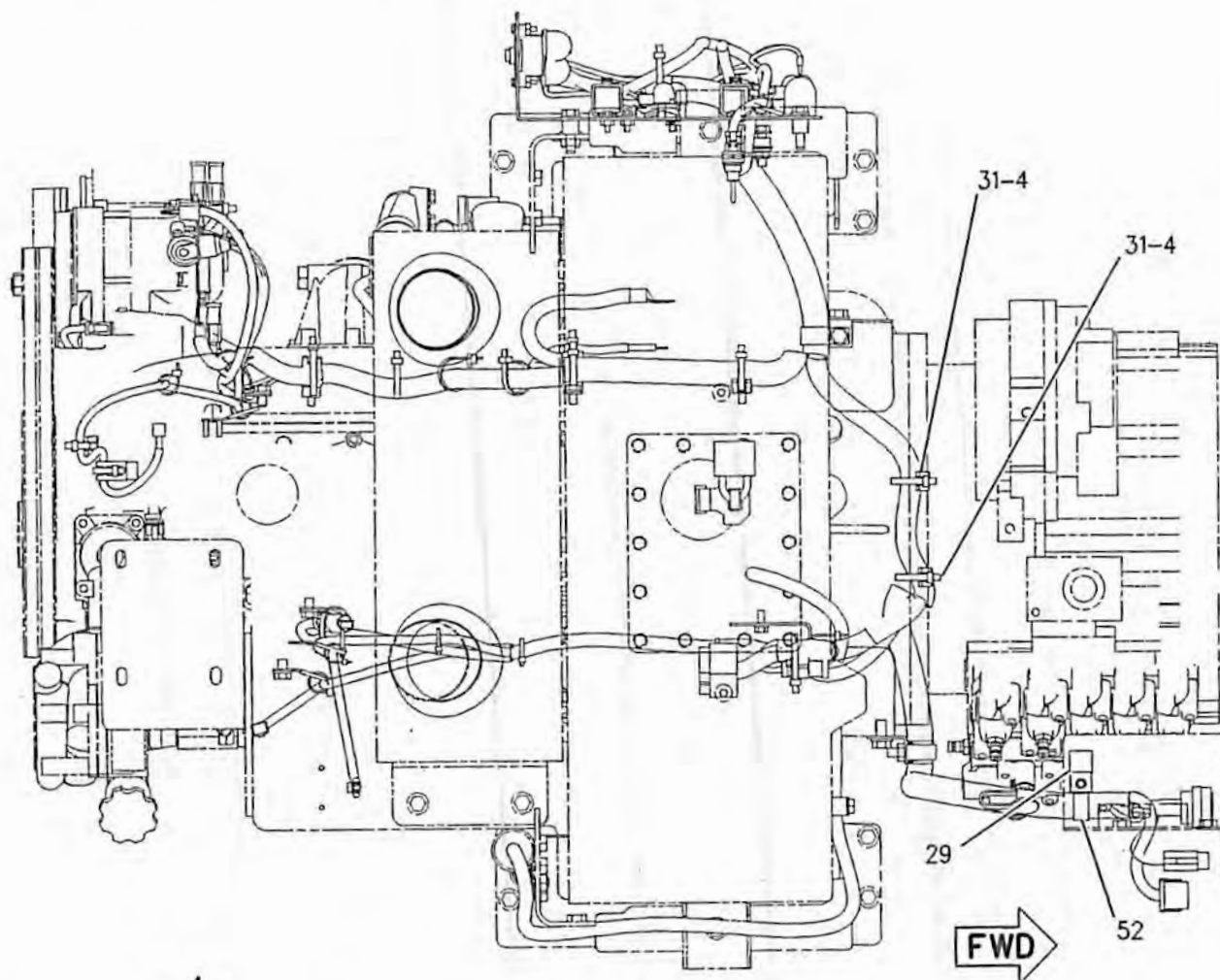
GRAPHIC #1

g00919653

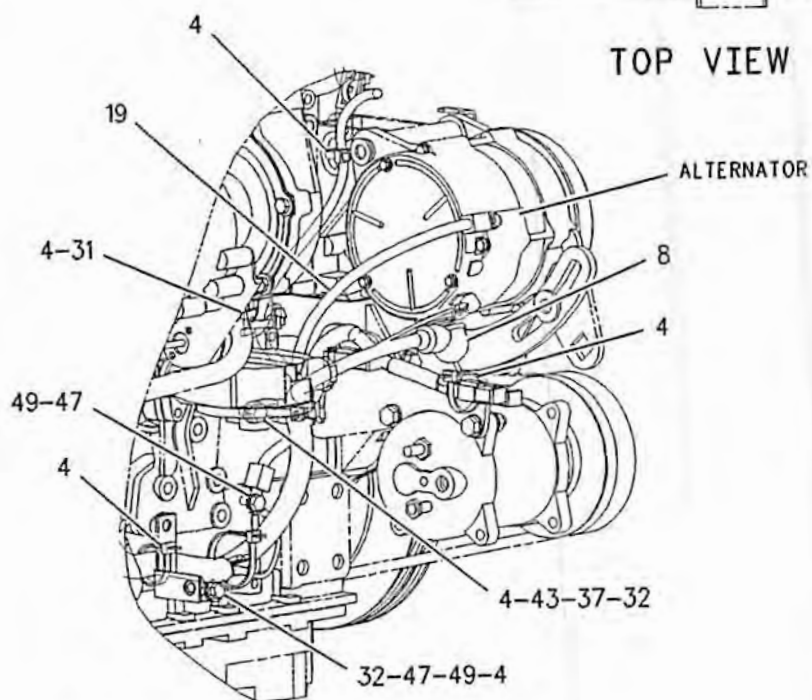
ELECTRICAL AND STARTING SYSTEM

180-8801 WIRING GP-ENGINE (contd.)

i01812125



TOP VIEW



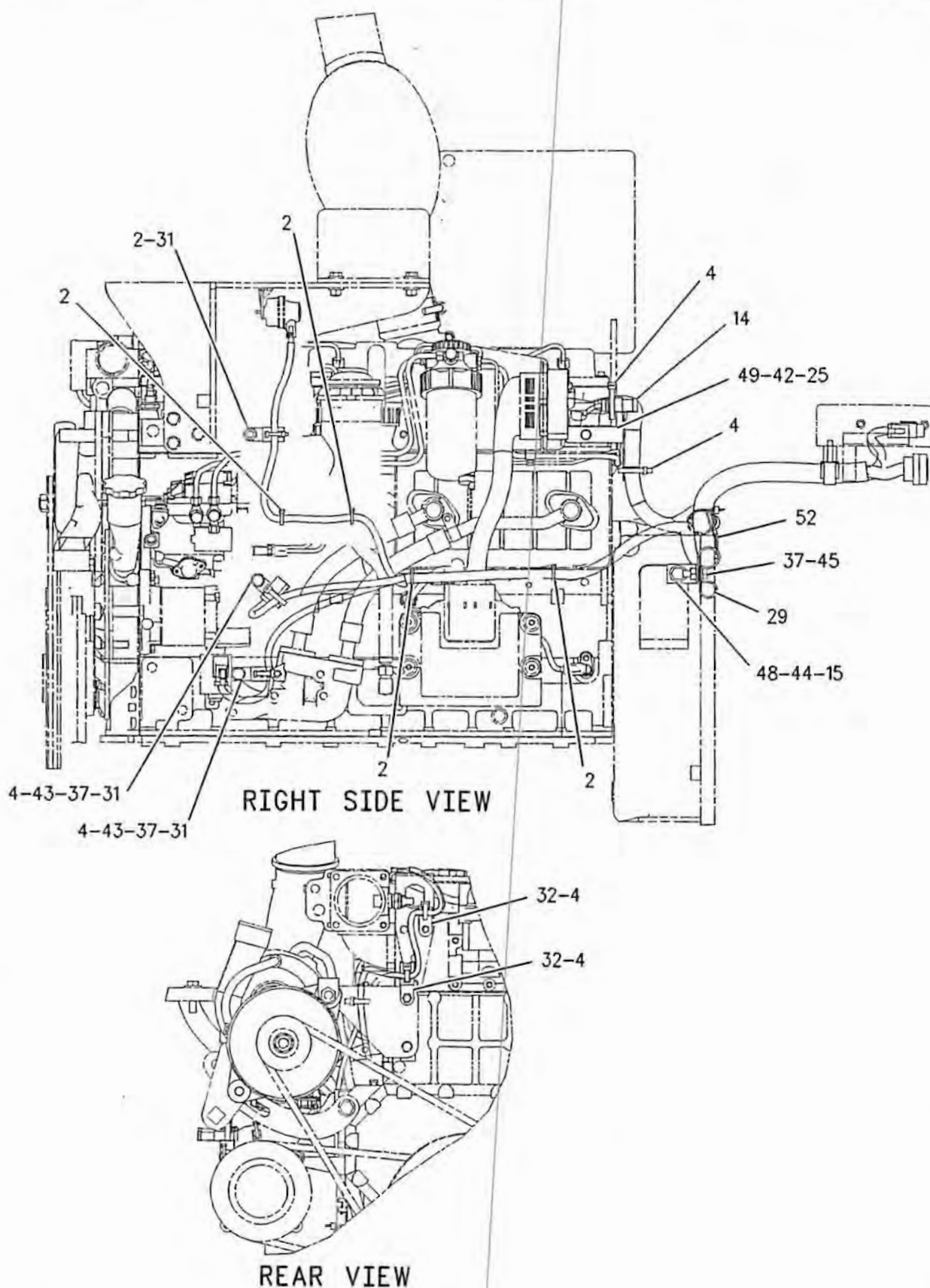
GRAPHIC #2

g00919654

ELECTRICAL AND STARTING SYSTEM

180-8801 WIRING GP-ENGINE (contd.)

i01812125



GRAPHIC #3

g00919655

ELECTRICAL AND STARTING SYSTEM

132-2672 WIRING GP-FRONT

S/N: RBB1-UP

PART OF 176-5181 CHASSIS AR

SMCS-5734

i01851943

NOTE	REF NO	GRAPHIC REF	PART NUMBER	QTY	PART NAME						SEE PAGE
					1	2	3	4	5	6 (PRODUCT LEVEL)	
J	1	1	7K-1181	26	STRAP-CABLE						
	2	1	7V-5628	2	PLATE						
	3	1	7V-6089	4	CLAMP						
J	4	1	8T-8737	14	PLUG-SEAL						
	5	1	102-8802	3	KIT-RECEPTACLE (2 PIN)						
	6	1	122-6316	1	BRACKET AS						
	7	1	163-1201	1	HORN AS (24 VOLT) (LOW TONE)						
C	8	1	213-9838	1	HARNESS AS-FRONT CHASSIS						
		1	102-8802	3	KIT-RECEPTACLE (2 PIN)						
		1	102-8803	1	KIT-RECEPTACLE (3 PIN)						
		1	102-8801	1	KIT-RECEPTACLE (12 PIN)						
		1	155-2265	1	KIT-CONNECTING PLUG (8 PIN)						
		1	155-2260	2	KIT-CONNECTING PLUG (3 PIN)						
		1	155-2270	6	KIT-CONNECTING PLUG (2 PIN)						
		1	155-2271	2	KIT-CONNECTING PLUG (4 PIN)						
		1	155-2274	3	KIT-CONNECTING PLUG (6 PIN)						
J	9	1	102-8804	2	KIT-RECEPTACLE (4 PIN)						
	10	1	4P-7581	5	CLIP (LADDER)						
	11	1	4P-8134	2	CLIP						
	12	1	6S-1066	2	GROMMET (41.28MM OD)						
M	13	1	7X-2534	4	BOLT (M6X1X50MM)						
	14	1	8T-4121	3	WASHER-HARD (11X21X2.5MM THK)						
M	15	1	8T-4137	4	BOLT (M10X1.5X20MM)						

C- CHANGE FROM PREVIOUS TYPE

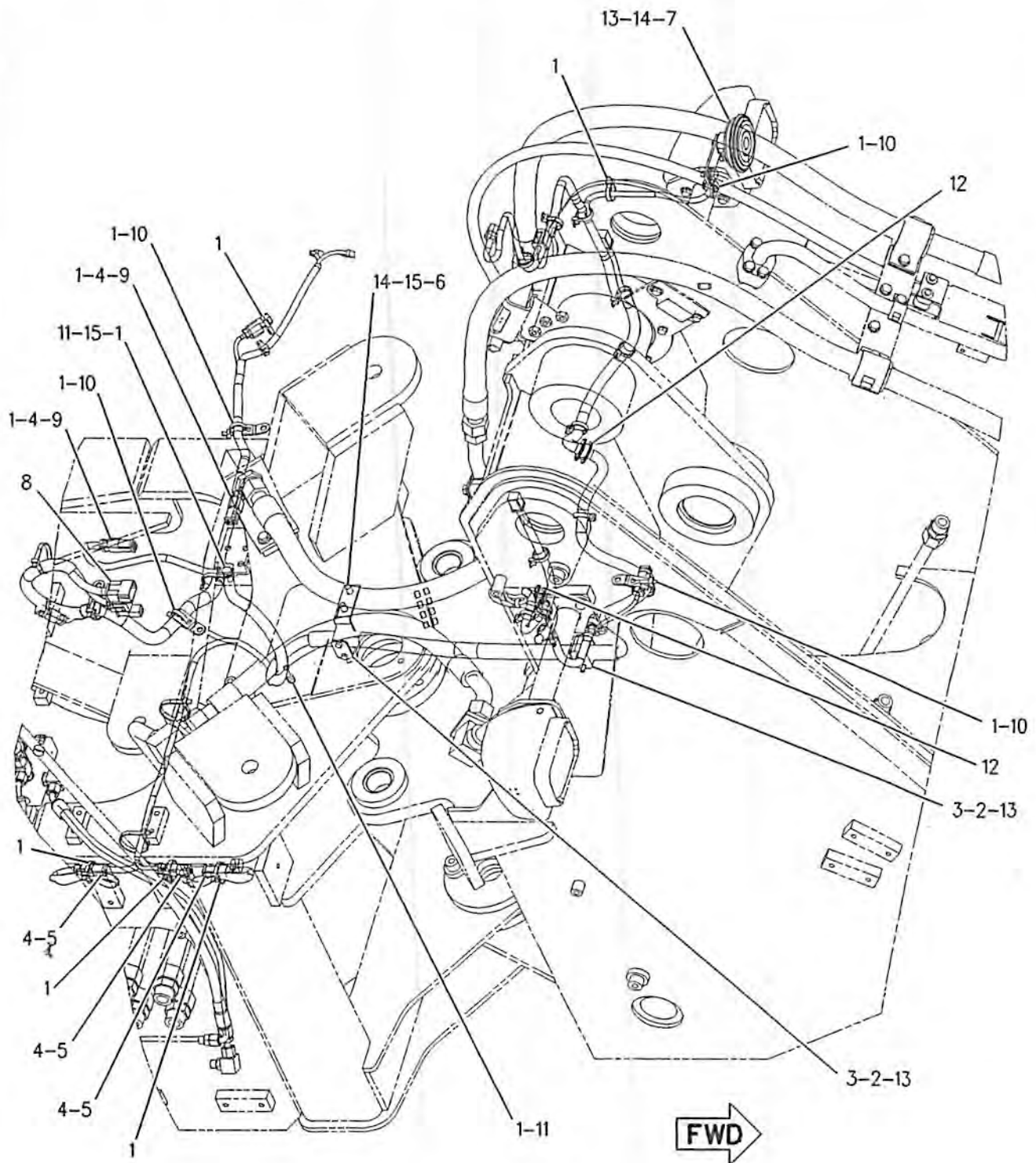
J- FOR MACHINES WITHOUT QUICK COUPLER SYSTEM

M- METRIC PART

ELECTRICAL AND STARTING SYSTEM

132-2672 WIRING GP-FRONT (contd.)

i01851943



GRAPHIC #1

g00945019

ELECTRICAL AND STARTING SYSTEM

132-2686 WIRING GP-FRONT

S/N: RTA1-UP

PART OF 176-5201 CHASSIS AR

SMCS-5734

i01830641

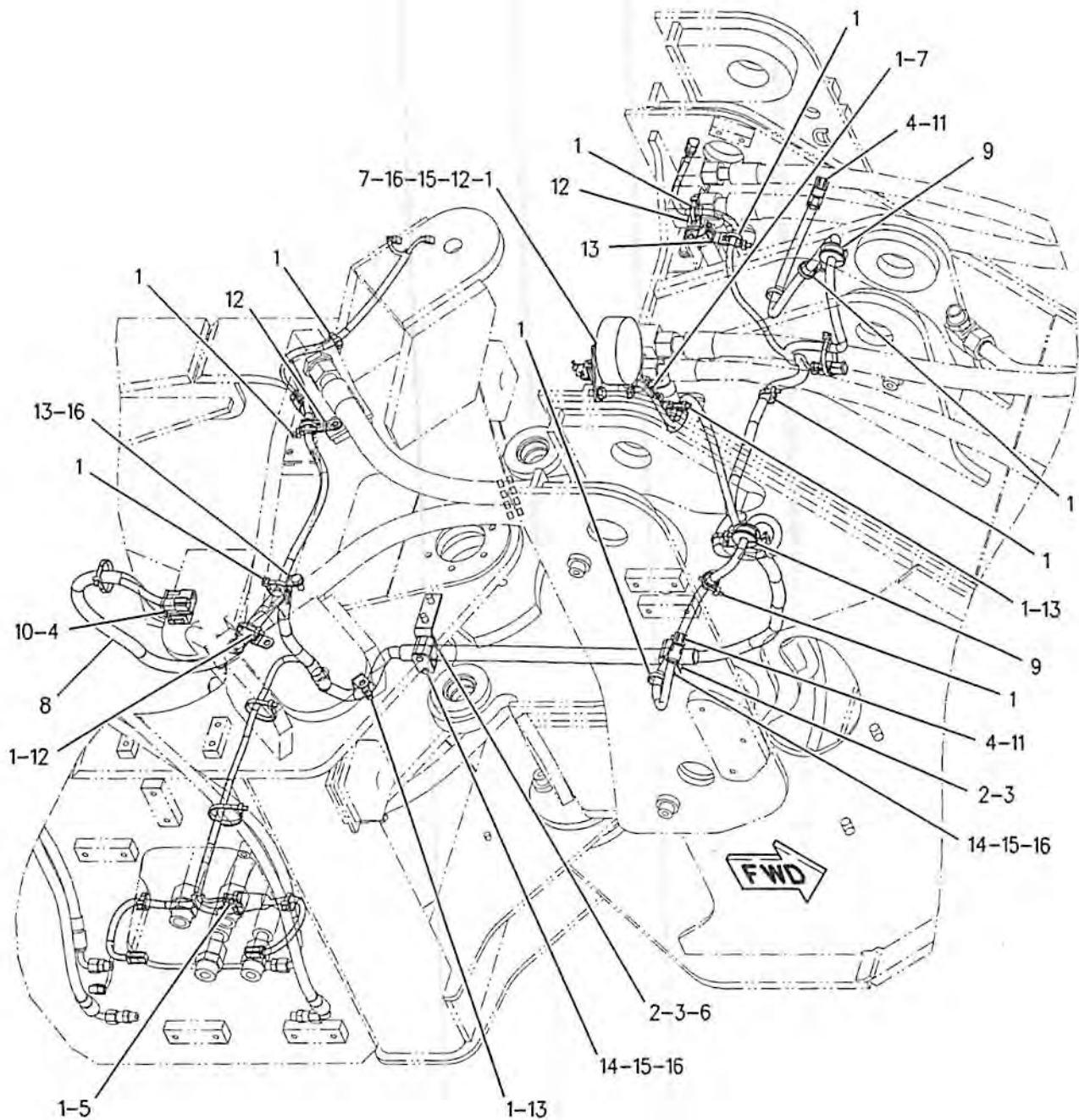
NOTE	REF NO	GRAPHIC REF	PART NUMBER	QTY	PART NAME						SEE PAGE
					1	2	3	4	5	6 (PRODUCT LEVEL)	
	1	1	7K-1181	24	STRAP-CABLE						
	2	1	7V-5628	2	PLATE						
	3	1	7V-6089	4	CLAMP						
B	4	1	8T-8737	14	PLUG-SEAL						
	5	1	106-8704	1	SUPPRESSOR AS-ARC						
	6	1	122-6316	1	BRACKET AS						
	7	1	163-1201	1	HORN AS (24 VOLT) (LOW TONE)						
	8	1	213-9708	1	HARNESS AS-FRONT CHASSIS						
		1	102-8802	2	KIT-RECEPTACLE (2 PIN)						
		1	102-8801	1	KIT-RECEPTACLE (12 PIN)						
		1	155-2265	1	KIT-CONNECTING PLUG (8 PIN)						
		1	155-2260	2	KIT-CONNECTING PLUG (3 PIN)						
		1	155-2270	7	KIT-CONNECTING PLUG (2 PIN)						
		1	155-2274	2	KIT-CONNECTING PLUG (6 PIN)						
	9	1	2M-3432	2	GROMMET						
	10	1	102-8802	1	KIT-RECEPTACLE (2 PIN)						
B	11	1	102-8805	2	KIT-RECEPTACLE (6 PIN)						
	12	1	4P-7581	4	CLIP						
	13	1	4P-8134	5	CLIP						
M	14	1	7X-2534	4	BOLT (M6X1X50MM)						
	15	1	8T-4121	3	WASHER-HARD (11X21X2.5MM THK)						
M	16	1	8T-4137	4	BOLT (M10X1.5X20MM)						

B-USE AS REQUIRED
M-METRIC PART

ELECTRICAL AND STARTING SYSTEM

132-2686 WIRING GP-FRONT (contd.)

i01830641



GRAPHIC #1

g00884454

ELECTRICAL AND STARTING SYSTEM

189-4871 WIRING GP-MACHINE-SECURITY

S/N: RTA1-UP; RBB1-UP
AN ATTACHMENT

SMCS-1408

i01859455

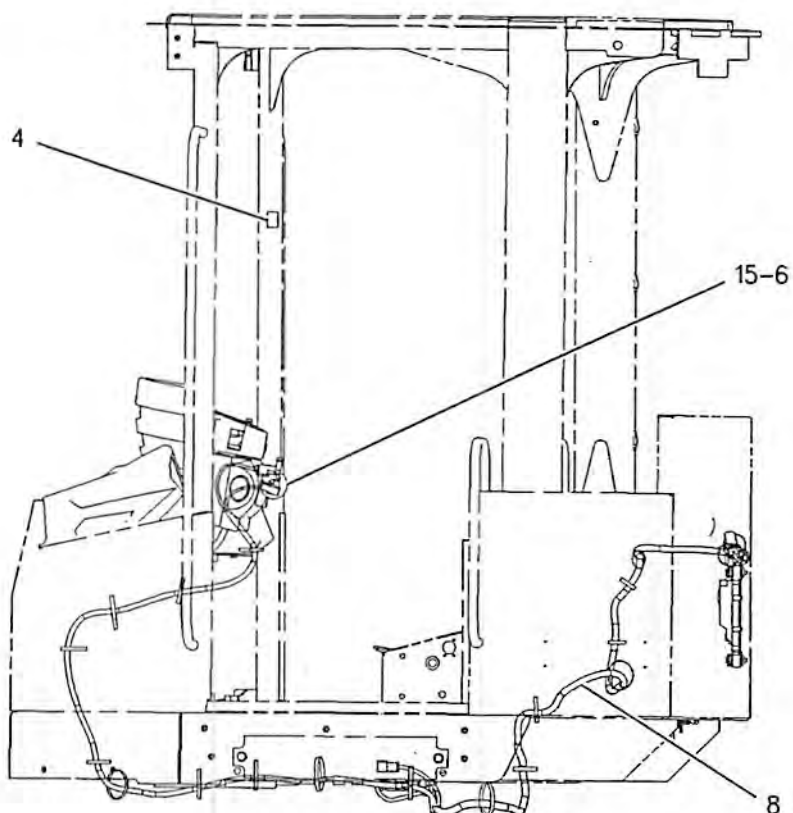
NOTE	REF NO	GRAPHIC REF	PART NUMBER	QTY	PART NAME						SEE PAGE
					1	2	3	4	5	6 (PRODUCT LEVEL)	
	1	2	3E-3371	1	WEDGE-RECEPTACLE LOCK (3 PIN)						
	2	1	6I-1418	3	SPACER (8.2X12.7X28.7MM THK)						
	3	1	155-0576	6	MOUNT-ISOLATION						
	4	1	205-0826	1	FILM (MACHINE SECURITY SYSTEM)						
	5	1	206-5162	2	KEY AS-ELECTRONIC (SECURITY)						
	6	1	206-5208	1	COIL AS						
		1	102-8802	1	KIT-RECEPTACLE (2 PIN)						
	7	2	222-3870	1	COIL AS						
		2	102-8802	1	KIT-RECEPTACLE (2 PIN)						
	8	1	224-9611	1	HARNES AS-CONTROL (SECURITY)						
		1	102-8805	1	KIT-RECEPTACLE (6 PIN)						
		1	150-6766	1	PLUG AS-CONNECTOR						
		1	159-9322	1	SEAL-O-RING						
		1	155-2260	1	KIT-CONNECTING PLUG (3 PIN)						
		1	155-2270	1	KIT-CONNECTING PLUG (2 PIN)						
		1	155-2274	1	KIT-CONNECTING PLUG (6 PIN)						
M	9	1	099-3649	3	BOLT (M8X1.25X40MM)						
	10	1	165-5655	1	LAMP AS (12 VOLT)						
Y	11	1	190-2446	1	ELECTRONICS GP-MACHINE (SECURITY)						104
	12	2	102-8803	1	KIT-RECEPTACLE (3 PIN)						
B	13	2	7K-1181	24	STRAP-CABLE						
	14	1	9N-0869	3	WASHER-HARD (8.8X25.5X2MM THK)						
	15	1	224-3385	1	FILM (START)						

B-USE AS REQUIRED
M-METRIC PART
Y-SEPARATE ILLUSTRATION

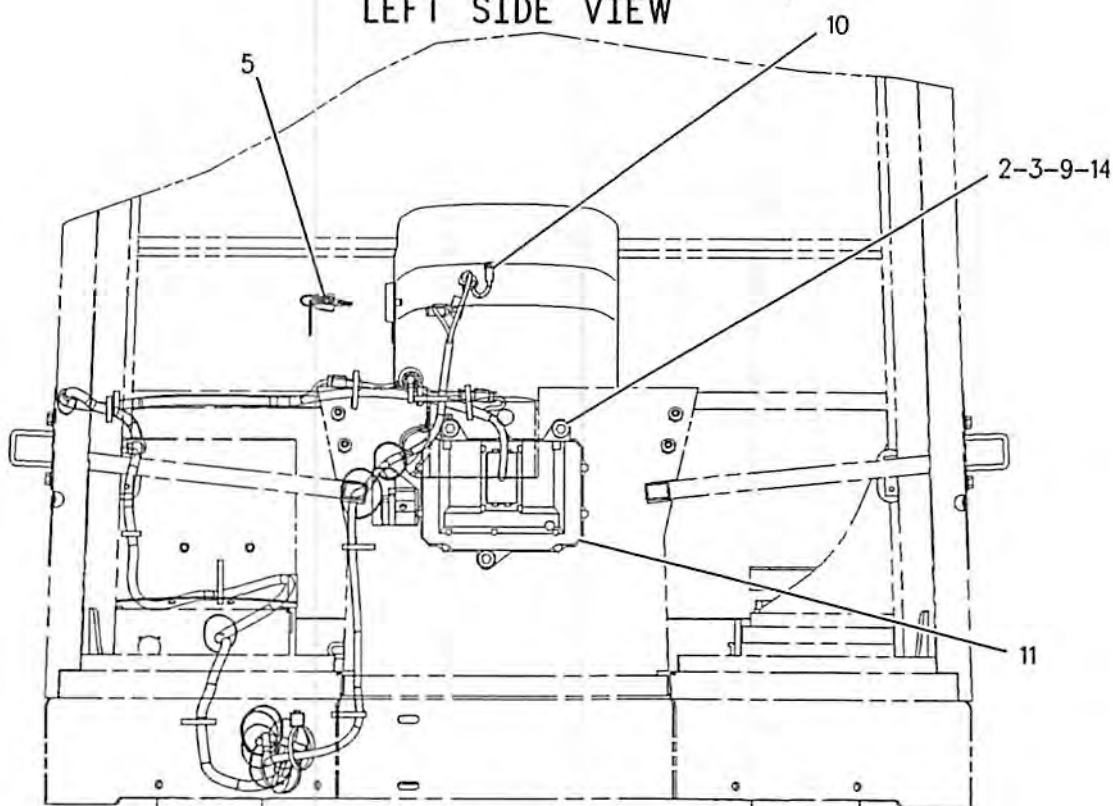
ELECTRICAL AND STARTING SYSTEM

189-4871 WIRING GP-MACHINE (contd.)

i01859455



LEFT SIDE VIEW



FRONT VIEW

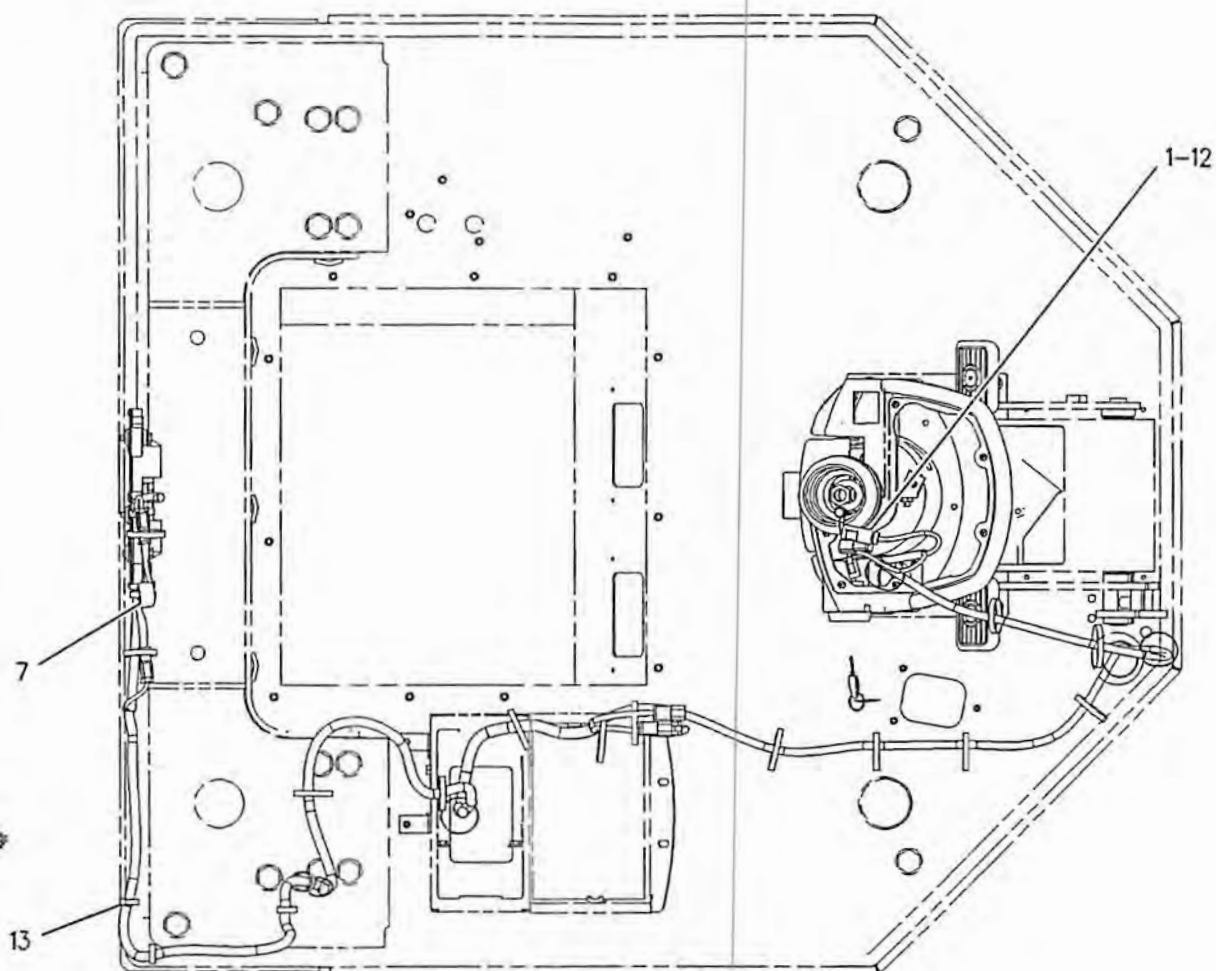
GRAPHIC #1

g00920606

ELECTRICAL AND STARTING SYSTEM

189-4871 WIRING GP-MACHINE (contd.)

i01859455



TOP VIEW

GRAPHIC #2

g00920607

ELECTRICAL AND STARTING SYSTEM

180-8804 WIRING GP-REAR

S/N: RTA1-UP; RBB1-UP

PART OF 176-5181, 176-5201 CHASSIS AR

SMCS-1408

i01813313

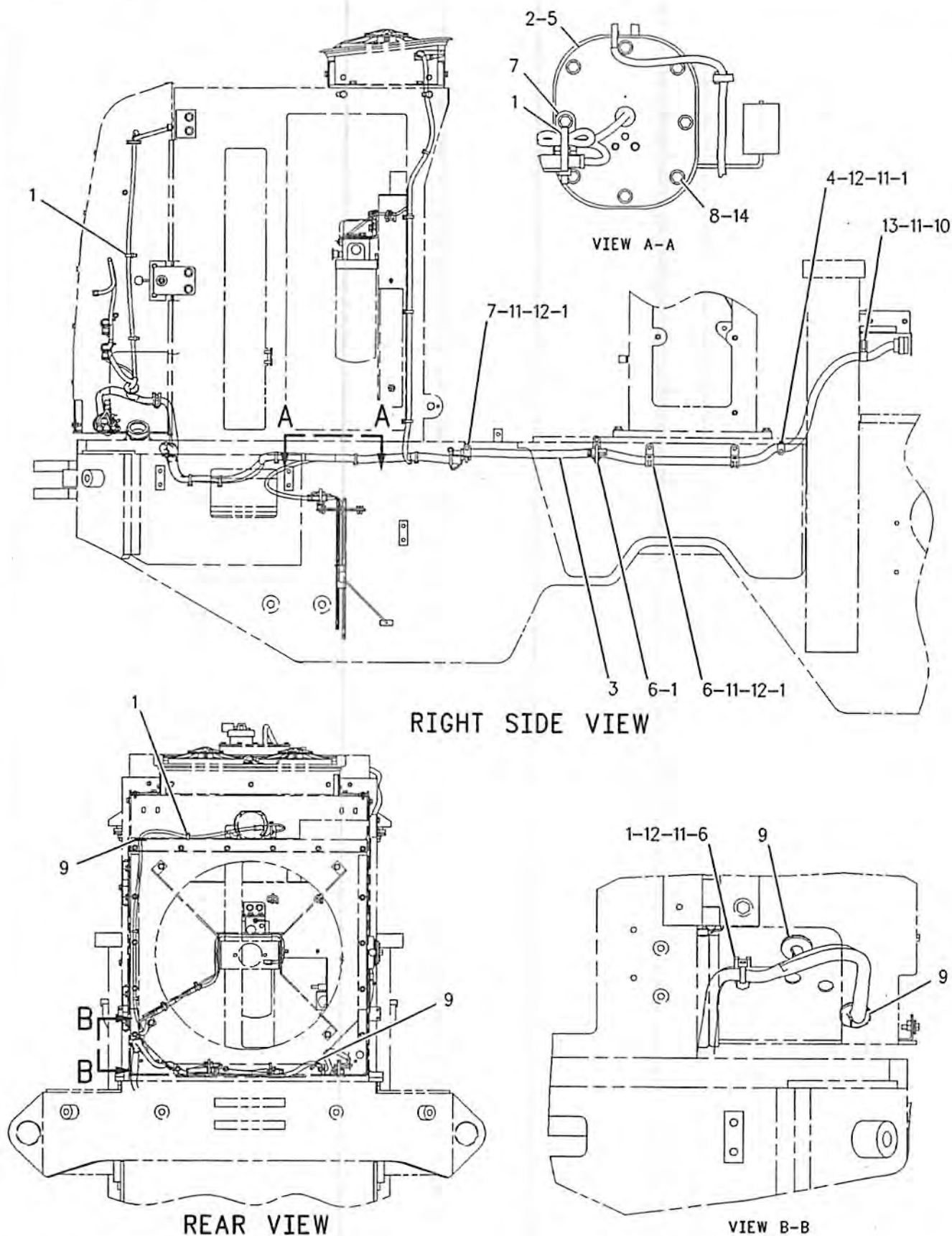
NOTE	REF NO	GRAPHIC REF	PART NUMBER	QTY	PART NAME						SEE PAGE
					1	2	3	4	5	6 (PRODUCT LEVEL)	
	1	1	7K-1181	29	STRAP-CABLE						
	2	1	204-1370	1	GASKET						
	3	1	224-9612	1	HARNESS AS-REAR CHASSIS						
		1	102-8802	1	KIT-RECEPTACLE (2 PIN)						
		1	102-8803	1	KIT-RECEPTACLE (3 PIN)						
		1	155-2260	4	KIT-CONNECTING PLUG (3 PIN)						
		1	155-2270	11	KIT-CONNECTING PLUG (2 PIN)						
4		1	132-5789	1	CLIP						
5		1	194-7265	1	SENDER AS-FUEL LEVEL						
		1	3E-3365	1	WEDGE-RECEPTACLE LOCK (2 PIN)						
		1	102-8802	1	KIT-RECEPTACLE (2 PIN)						
		1	186-3735	2	PIN-CONNECTOR						
6		1	4P-7581	4	CLIP (LADDER)						
7		1	4P-8134	2	CLIP						
M	8	1	5C-9553	8	BOLT (M6X1X16MM)						
	9	1	5P-6264	4	GROMMET						
	10	1	8D-9671	1	CLIP						
	11	1	8T-4121	6	WASHER-HARD (11X21X2.5MM THK)						
M	12	1	8T-4137	5	BOLT (M10X1.5X20MM)						
M	13	1	8T-4186	1	BOLT (M10X1.5X40MM)						
	14	1	8T-4205	8	WASHER-HARD (7.2X14.5X2MM THK)						

M-METRIC PART

ELECTRICAL AND STARTING SYSTEM

180-8804 WIRING GP-REAR (contd.)

i01813313



GRAPHIC #1

g00923025

ELECTRICAL AND STARTING SYSTEM

215-2887 WIRING GP-RIDE CONTROL

S/N: RBB1-UP

PART OF 203-8554 CONTROL AR-RIDE

AN ATTACHMENT

SMCS-5004, 5734

i018251

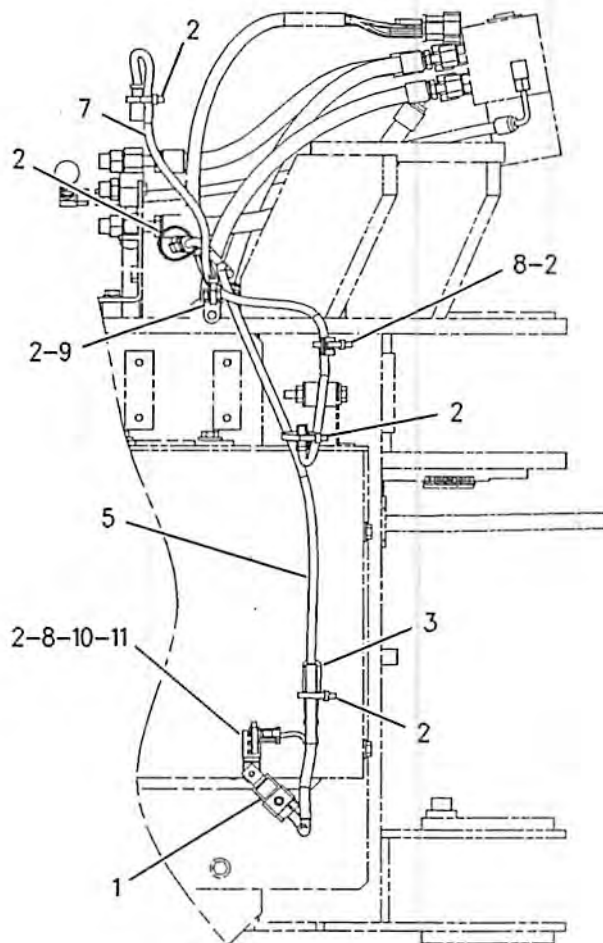
NOTE	REF NO	GRAPHIC REF	PART NUMBER	QTY	PART NAME						SEI PAGE
					1	2	3	4	5	6 (PRODUCT LEVEL)	
	1	1	3E-5239	1	RELAY AS (24 VOLT) (RIDE CONTROL)						
	2	1	7K-1181	7	STRAP-CABLE						
	3	1	106-8704	1	SUPPRESSOR AS-ARC						
		1	102-8802	1	KIT-RECEPTACLE (2 PIN)						
		1	3E-3365	1	WEDGE-RECEPTACLE LOCK (2 PIN)						
		1	186-3735	2	PIN-CONNECTOR						
	4	1	158-5089	1	RELAY AS (RIDE CONTROL/LOAD CHECK RELAY)						
	5	1	171-6029	1	HARNESS AS-RIDE CONTROL (SOLENOID)						
		1	102-8803	1	KIT-RECEPTACLE (3 PIN)						
		1	155-2270	2	KIT-CONNECTING PLUG (2 PIN)						
	6	1	185-2767	1	SWITCH AS-ROCKER (RIDE CONTROL)						
		1	111-7899	1	GASKET						
	7	1	217-6729	1	HARNESS AS-RIDE CONTROL (PRESSURE SWITCH)						
		1	102-8803	1	KIT-RECEPTACLE (3 PIN)						
		1	155-2270	1	KIT-CONNECTING PLUG (2 PIN)						
	8	1	4P-7581	2	CLIP						
	9	1	4P-8134	1	CLIP						
M	10	1	8T-4138	1	BOLT (M6X1X20MM)						
	11	1	9X-6165	1	WASHER (6.5X22X2.5MM THK)						

M-METRIC PART

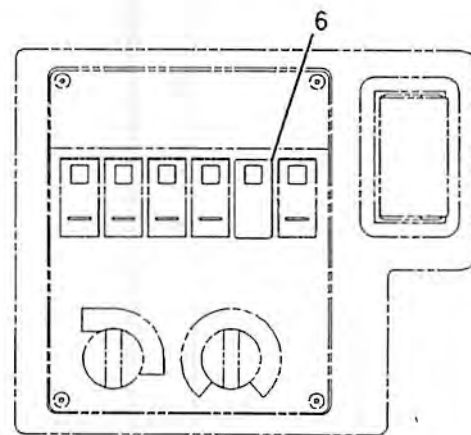
ELECTRICAL AND STARTING SYSTEM

215-2887 WIRING GP-RIDE CONTROL (contd.)

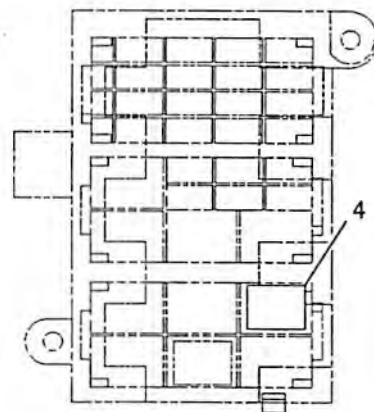
i01825121



RIGHT SIDE VIEW



RIGHT HAND CONSOLE



FUSE/RELAY BLOCK

GRAPHIC #1

g00913661

ELECTRICAL AND STARTING SYSTEM

215-2888 WIRING GP-RIDE CONTROL

S/N: RTA1-UP

PART OF 203-8556 CONTROL AR-RIDE

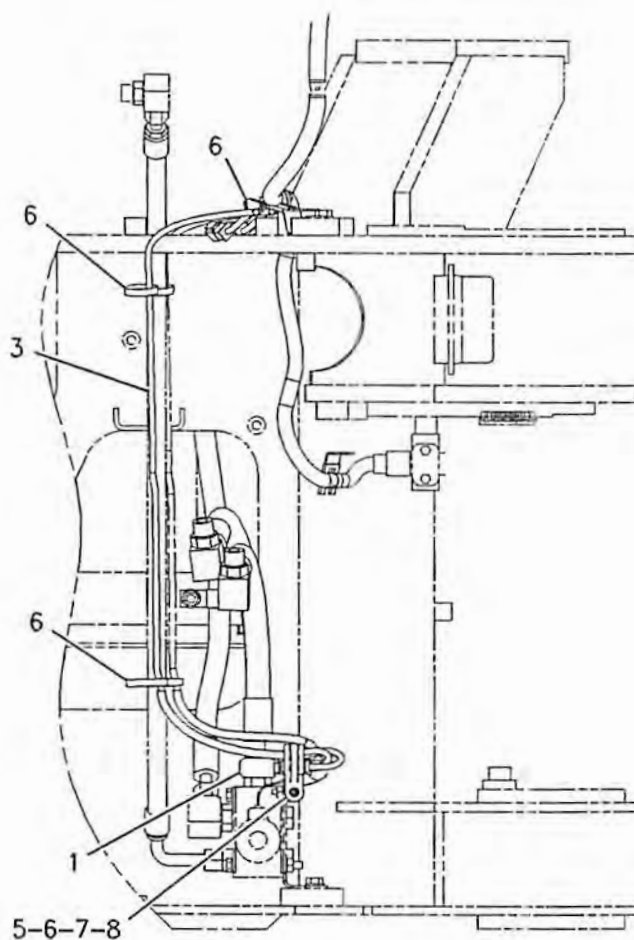
AN ATTACHMENT

SMCS-5004, 5734

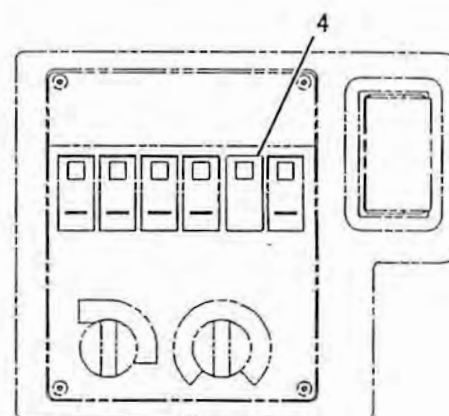
i0182000:

NOTE	REF NO	GRAPHIC REF	PART NUMBER	QTY	PART NAME						SEE PAGE
					1	2	3	4	5	6 (PRODUCT LEVEL)	
	1	1	106-8704	1	SUPPRESSOR AS-ARC						
		1	102-8802	1	KIT-RECEPTACLE (2 PIN)						
		1	3E-3365	1	WEDGE-RECEPTACLE LOCK (2 PIN)						
		1	186-3735	2	PIN-CONNECTOR						
2		1	158-5089	1	RELAY AS (RIDE CONTROL)						
3		1	174-1802	1	HARNESS AS-RIDE CONTROL						
		1	102-8802	1	KIT-RECEPTACLE (2 PIN)						
		1	155-2270	2	KIT-CONNECTING PLUG (2 PIN)						
4		1	185-2767	1	SWITCH AS-ROCKER (RIDE CONTROL)						
		1	111-7899	1	GASKET						
5		1	4P-7581	1	CLIP						
6		1	7K-1181	4	STRAP-CABLE						
M	7	1	8T-4138	1	BOLT (M6X1X20MM)						
	8	1	9X-6165	1	WASHER (6.5X22X2.5MM THK)						

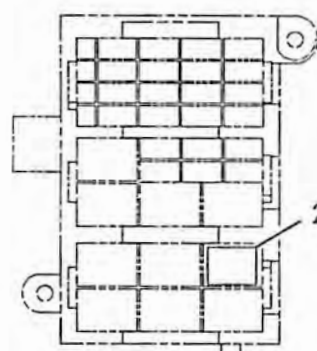
M-METRIC PART



RIGHT SIDE VIEW



RIGHT HAND CONSOLE



FUSE/RELAY BLOCK

GRAPHIC #1

g00913

ELECTRICAL AND STARTING SYSTEM

180-8810 WIRING GP-SECONDARY STEERING

S/N: RTA1-UP; RBB1-UP
PART OF 203-3888 STEERING AR-SECONDARY
AN ATTACHMENT

SMCS-1408, 4334

i0181866

NOTE	REF NO	GRAPHIC REF	PART NUMBER	QTY	PART NAME						SEE PAGE
					1	2	3	4	5	6 (PRODUCT LEVEL)	
Y	1	1	3E-0154	1	SWITCH GP-MAGNETIC						129
	2	1	7K-1181	6	STRAP-CABLE						
	3	1	8X-9618	1	STRAP AS-GROUND						
	4	1	9L-1566	1	SUPPORT-TUBE						
	5	1	118-5597	1	DIODE AS						
		1	2L-8076	1	TERMINAL-CRIMP (14-16 GA)						
		1	6V-2689	1	TUBE-HEAT SHRINK						
	6	1	158-5089	1	RELAY AS (SECONDARY STEERING)						
	7	1	180-8860	1	HARNESS AS-STEERING (SECONDARY)						
		1	102-8803	1	KIT-RECEPTACLE (3 PIN)						
	8	1	185-2768	1	SWITCH AS-ROCKER (SECONDARY STEERING)						
		1	111-7899	1	GASKET						
	9	1	208-9645	1	CABLE AS						
	10	1	208-9646	1	CABLE AS						
	11	1	4P-8134	1	CLIP						
	12	1	5P-9299	3	CLIP						
	13	1	8T-4121	7	WASHER-HARD (11X21X2.5MM THK)						
M	14	1	8T-4133	3	NUT (M10X1.5 THD)						
M	15	1	8T-4136	3	BOLT (M10X1.5X25MM)						
M	16	1	8T-4171	4	BOLT (M6X1X12MM)						
	17	1	8T-4205	4	WASHER-HARD (7.2X14.5X2MM THK)						
M	18	1	8T-4195	1	BOLT (M10X1.5X30MM)						
M	19	1	8T-4189	1	BOLT (M8X1.25X20MM)						
	20	1	5P-4116	1	WASHER-HARD (8.8X20.5X2MM THK)						
	21	1	3W-6188	1	BRACKET						

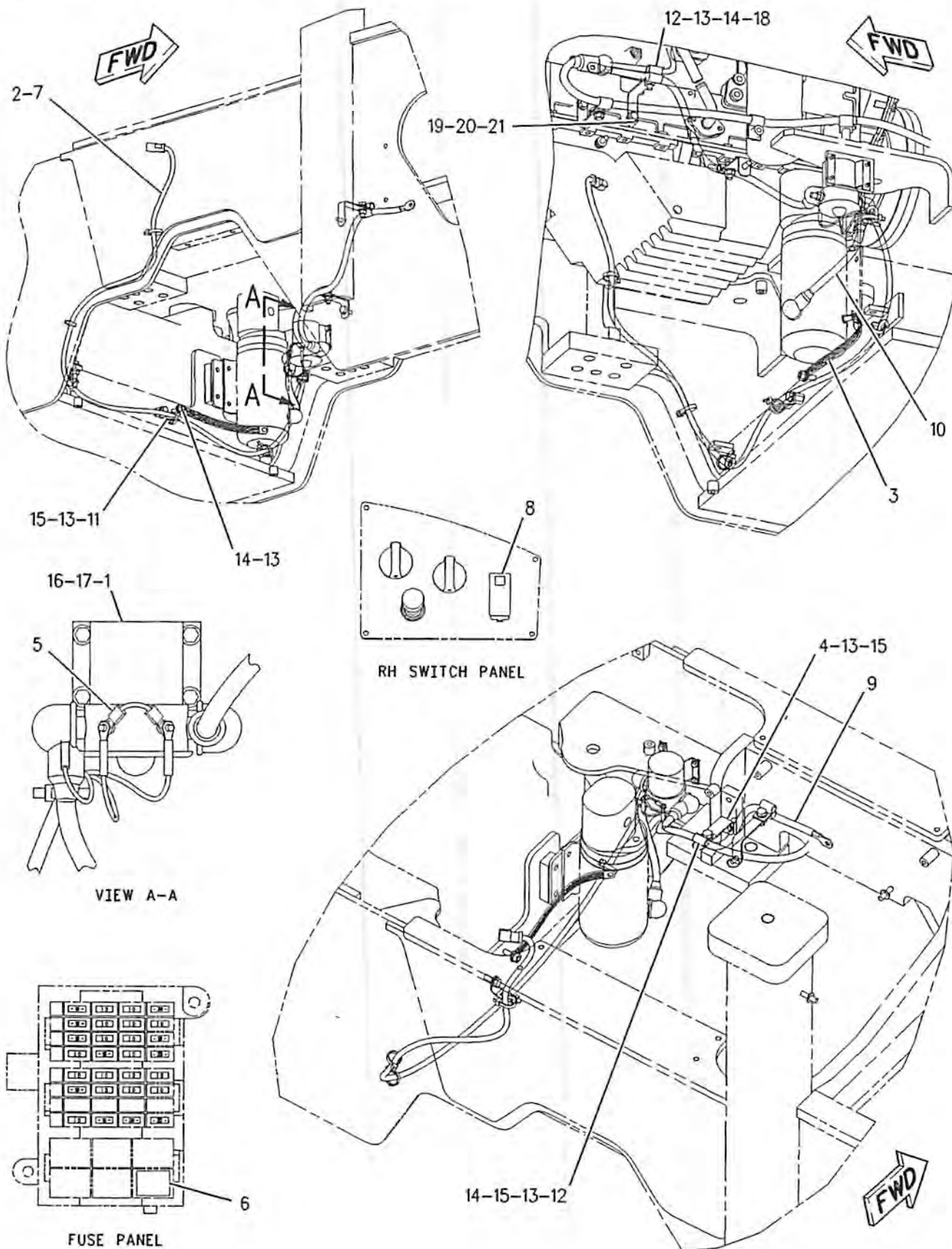
M-METRIC PART

Y-SEPARATE ILLUSTRATION

ELECTRICAL AND STARTING SYSTEM

180-8810 WIRING GP-SECONDARY STEERING (contd.)

i01818662



APHIC #1

g00922817

POWER TRAIN

138-1615 AXLE AR-FIXED

S/N: RTA1-UP; RBB1-UP
FRONT, STANDARD DIFFERENTIAL, SINGLE DISC BRAKE
AN ATTACHMENT

SMCS-3013, 3278

i01216990

NOTE	PART NUMBER	QTY	PART NAME						SEE PAGE
			1	2	3	4	5	6 (PRODUCT LEVEL)	
Y	138-1614	2	BRAKE & PLANETARY GP						178
Y	138-1612	1	DIFFERENTIAL GP						194
Y	138-1617	1	GEAR GP-BEVEL & PINION						204
Y	138-1616	1	HOUSING GP-FIXED AXLE						212
Y-SEPARATE ILLUSTRATION									

<END>

138-2726 AXLE AR-FIXED

S/N: RTA1-UP; RBB1-UP
FRONT, LIMITED SLIP DIFFERENTIAL, SINGLE DISC BRAKE
AN ATTACHMENT

SMCS-3013, 3278

i01739488

NOTE	PART NUMBER	QTY	PART NAME						SEE PAGE
			1	2	3	4	5	6 (PRODUCT LEVEL)	
Y	138-1614	2	BRAKE & PLANETARY GP						178
Y	206-9670	1	DIFFERENTIAL GP-LIMITED SLIP						195
Y	138-2776	1	GEAR GP-BEVEL & PINION						206
Y	138-1616	1	HOUSING GP-FIXED AXLE						212
	220-7925	1	PLATE						

<END>

203-2773 AXLE AR-OSCILLATING X

S/N: RTA1-UP; RBB1-UP
REAR, STANDARD DIFFERENTIAL, SINGLE DISC BRAKE
PART OF 203-5943 AXLE AR-OSCILLATING
AN ATTACHMENT

SMCS-3013, 3278

i01855509

NOTE	PART NUMBER	QTY	PART NAME						SEE PAGE
			1	2	3	4	5	6 (PRODUCT LEVEL)	
Y	138-1614	2	BRAKE & PLANETARY GP						178
Y	138-1612	1	DIFFERENTIAL GP						194
Y	138-1611	1	GEAR GP-BEVEL & PINION						203
Y	203-2774	1	HOUSING GP-OSCILLATING AXLE						214
	220-7925	1	PLATE GP-IDENTIFICATION						

<END>